



Bobcat

One Tough Animal


ATTACHMENT CATALOGUE 2026-2027

EN



INTRODUCTION

ONE TOUGH ANIMAL




▶ WORK ALL SEASONS, ALL YEAR ROUND WITH BOBCAT ATTACHMENTS, YOU CAN DO IT ALL!

1. Select the right attachment from the widest offering in the Industry.
2. Ensure the perfect match with your machine, with the guaranteed best performance.
3. Work harder with stronger components and design to tackle the toughest jobs.
4. Rely on the best dealer support, parts and service.
5. Explore the full potential of your machine with maximum productivity.
6. Work all year round to grow your business.
7. Operate with peace of mind with a 12-month warranty on every serial-numbered Bobcat attachment.

▶ CHOOSE THE RIGHT ATTACHMENT AND IMPLEMENT FOR YOUR

- Compact Excavators
- Mini Track Loaders
- Compact Track Loaders
- Skid Steer Loaders
- Small Articulated Loaders
- Compact Wheel Loaders
- Compact Tractors
- Telehandlers
- Rotary Telehandlers
- Backhoe Loaders

Use this guide to find the best Bobcat attachment combinations for your everyday tasks, occasional projects, and seasonal needs.



▶ WELCOME TO THE WONDERFUL WORLD OF BOBCAT ATTACHMENTS

Explore the true versatility of your Bobcat machine using genuine attachments. Bobcat attachments and implements help you grow your business, replace less-efficient machines, and give you the tools to accomplish major projects. Tackle any job with ease and peace of mind: from construction to demolition, forestry to landscaping, and agriculture to snow removal.

▶ WWW.BOBCAT.COM

Please visit www.bobcat.com for more information and to locate the Bobcat dealer closest to you. They will be happy to help you with any inquiries you may have.

TABLE OF CONTENTS

Introduction	3	Box Blade	73	Sand Cleaner	124	Log Grapple	180
About Us	8	Box Blade, HD	74	Scarifier	126	Pallet Forks	181
Why Use Bobcat Attachments	10	Breaker	75	Scraper	127	Snow Blower	182
Contact Us	11	Brushcat™ Rotary Cutter	77	Snow Blade	128	Snow V-Blade	183
How To Read This Catalogue	13	Bucket, Combination	78	Snow Blower	130	Soil Conditioner	184
Selection Instructions	14	Bucket (CI), Construction / Industrial	79	Snow Pusher	133	Stump Grinder	186
Machine Ranges	15	Bucket, Dirt	81	Snow V-Blade	134	Sweeper	187
		Bucket, Fertiliser & Grain	82	Sod Layer	135	Sweeper, Multipurpose	188
COMPACT EXCAVATORS	17	Bucket (GP), General Purpose	83	Soil & Asphalt Spreader	136	Tiller	189
Bucket Teeth	18	Bucket, Load & Carry	84	Soil Conditioner	138	Trencher	190
Compact Excavator Attachments	19	Bucket (LP), Low Profile	85	Sonic Tracer	139	Utility Fork	191
Pin Kits	20	Bucket, Skeleton	86	Stump Grinder	140		
Auger	21	Bucket, Snow & Light Material	87	Sweeper	142	COMPACT WHEEL LOADERS	193
Breaker	23	Bucket, Utility	88	Sweeper, HD Open Frame	144	Angle Broom	194
Bucket, Clay Spade	26	Concrete Mixer	89	Sweeper, Multipurpose	146	Auger	195
Bucket, Digging, Heavy Duty	28	Concrete Pump	90	Tiller	148	Bucket, Combination	198
Bucket, Digging, Standard Duty	30	Digger	91	Tilt-Tatch™	149	Bucket (GP), General Purpose	199
Bucket, Digging, UK Type	32	Dozer Blade	92	Tree Transplanter, Convertible	150	Bucket, Grapple	200
Bucket, Digging, German Profile	35	Dumping Hopper	93	Trencher	152	Bucket, Light Material	201
Bucket, Grading	36	Flail Cutter	94	Utility Fork	154	Mixing Bucket	202
Bucket, Grading, German Type	37	Forestry Cutter	95	Utility Frame	155	Pallet Forks	203
Bucket, Grading, UK Style	38	Grader	99	Vibratory Roller	156	Pressure Washer	204
Bucket, Skeleton	40	Grapple, Farm – Utility On Bucket	102	Water Kit	157	Salt & Sand Spreader	205
Bucket, Tilt	42	Grapple, Farm – Utility On Fork	103	Wheel Saw	158	Snow Blade	206
Coupler, Hydraulic	44	Grapple, Industrial	104	Wood Chipper	161	Snow Blower	207
Coupler, Mechanical	46	Grapple, Root	105			Snow Pusher	208
Coupler, Mechanical Tilt	48	Landplane	106	SMALL ARTICULATED LOADERS	163	Snow V-Blade	209
Flail Mower, Self-Levelling	50	Landscape Rake	107	Angle Broom	164	Soil & Asphalt Spreader	210
Hydraulic Clamp	52	Laser Equipment	108	Auger	166	Sweeper	211
Laser Equipment	53	Log Grapple	111	Breaker	168	Sweeper, HD Open Frame	213
Plate Compactor	54	Mixing Bucket	112	Brushcat™ Rotary Cutter	170	Sweeper, Multipurpose	215
Supercharger	56	Mower	113	Bucket, Dirt	171		
Trencher	58	Pallet Forks	114	Bucket (GP), General Purpose	172	COMPACT TRACTORS	219
		Pallet Forks, Hydraulic	115	Bucket, Utility	173	Backhoe	220
COMPACT LOADERS	61	Planer, Self-Levelling	116	Dumping Hopper	174	Ballast Box	221
Angle Broom	66	Pressure Washer	119	Grapple, Farm – Utility On Bucket	175	Box Blade	222
Auger	67	Rear Stabilizers	120	Grapple, Industrial	176	Front-End Loader	224
Backhoe	70	Remote Control	121	Grapple, Root	177	Front linkage	226
Bale Fork	72	Salt & Sand Spreader	123	Landplane	178	Mower, Finish	227

TABLE OF CONTENTS (CONTINUED)

Mower, Mid-Mount	228
Snow Blower, Rear	229
Tiller	231
Tine Rake	232

TELEHANDLERS 235

Bobcat Telehandlers – Far-Reaching Versatility	236
Angle Broom	237
Auger	238
Bale Handler With Tines	240
Bale Handler With Tubes	241
Bale Spike	242
Box Blade	243
Brushcat™ Rotary Cutter	244
Bucket, Combination	245
Bucket (CI), Construction / Industrial	246
Bucket, Digging	247
Bucket (GP), General Purpose	249
Bucket, Grapple	250
Bucket, Light Material	253
Bucket, Skeleton	255
Concrete Basket	256
Flail Cutter	257
Fork Grapple, Agricultural	258
Grapple, Farm – Utility On Bucket	259
Grapple, Farm – Utility On Fork	260
Grapple, Industrial	261
Grapple, Root	263
Jib, Crane	264
Jib, Extension	265
Landplane	266
Landscape Rake	267
Man Platform, Extendable Rotating	268
Man Platform, Fixed	269
Man Platform, Rotating	270
Mixing Bucket	272
Pallet Forks, Fixed	273
Pallet Fork, Floating	275

Pallet Forks, Hydraulic	276
Pressure Washer	277
Salt & Sand Spreader	278
Snow Blade	279
Snow Pusher	280
Snow V-Blade	281
Sweeper	282
Sweeper, HD Open Frame	284
Sweeper, Multipurpose	286
Tiller	288
Trencher	289
Winch	292
Winch, Jib	293

ROTARY TELEHANDLERS 295

Bucket, General purpose	297
Bucket, Waste	298
Concrete Basket	299
Jib, Crane	300
Jib, Extension	301
Jib, Extension, With Winch	302
Man Platform, Expandable	303
Man Platform, Expandable, Roofing	304
Man Platform, Fixed, Telescopic	306
Man Platform, Positive / Negative Telescopic	307
Man Platform, Rigid	308
Pallet Forks, Floating	310
Pallet Forks, Rigid	311
Pallet Forks, Rotating	312
Rib Handler	313
Winch	314

BACKHOE LOADERS 317

Breaker	318
Bucket, Combination	319
Bucket, Digging	321
Bucket (GP), General Purpose	322
Pallet Forks	323
Quick-Coupler	324

USEFUL INFORMATION 327

Bobcat Institute	328
Demo Days	331

GENUINE ATTACHMENT PARTS 332

Tools For Hydraulic Breakers	333
Ring Brushes And Gutter Brushes	336
Ring Brushes Materials	338
Road Rehabilitation Tools And Tool Holders	341
Flail Mower Cutting Tool Kits	344
Picture Index	346
Index	354



PLEASE ALSO CONSIDER THE PICTURE INDEX ON PAGE 346 AND THE INDEX ON PAGE 354 WHEN SEARCHING FOR ATTACHMENTS.



ABOUT US

▶ THE COMPANY: GLOBAL WITH NORTH DAKOTA ROOTS

Bobcat leads the industry in the design, manufacture, marketing and distribution of compact equipment for construction, rental, landscaping, agriculture, grounds maintenance, government, utility, industry and mining. With the addition of Portable power and Material handling equipment to the portfolio our customers can tackle almost any job there is. We strive to empower our customers to do their jobs more efficiently and effectively.

Having started in 1947, our roots are deep in North Dakota, USA. Bobcat Company is the state's largest manufacturer, with 3 North Dakota production facilities. Global Bobcat manufacturing facilities are located in France, Czech Republic, China and Korea, with several parts warehouses across the globe.

Bobcat Company is a subsidiary of Doosan Bobcat Inc., a wholly owned subsidiary of Doosan Infracore Co., Ltd. Bobcat Company entered the EMEA market in the 1960s. Since then, we have continued to invest and expand. Today, we offer a state-of-the-art manufacturing site, an Innovation Centre and a Bobcat Institute in Dobříš (Prague area), Czech Republic.



▶ THE BRAND: BOBCAT – ONE TOUGH ANIMAL

The renowned Bobcat brand – ours since the name was first used in 1962 – is synonymous with durability and dependability. Tough, versatile and inventive Bobcat equipment has rightly earned the nickname "One Tough Animal". Bobcat company continues to be committed to delivering the industry's best compact equipment that empowers you to do more every day.

▶ THE DEALERS: STANDING BEHIND EVERY MACHINE

Bobcat Company has the most extensive compact equipment distribution network in the world. Some 1,000 independent Bobcat dealers back each and every piece of Bobcat equipment, serving customers with thousands of local sales, service, parts and rental specialists. Bobcat dealers are known for their dedication to providing outstanding customer service to ensure long, reliable equipment performance. In EMEA, we have over 200 Bobcat Dealers and 148 Bobcat Sub-dealers at your service.



Bobcat EMEA Headquarters, 1 Factory, 2 Innovation Center, 3 Bobcat Institute and 4 HQ building



▶ THE BOBCAT INSTITUTE: FOR THE BEST CUSTOMER EXPERIENCE

Bobcat dealers can rely on professional support from Bobcat product and service specialists. They also benefit from state-of-the-art training facilities with professional demonstrators, trainers and online courses for best practice and knowledge sharing. Most equipment and attachments are available for hands-on training, walk-arounds with experts and live demonstration.

WHY USE BOBCAT ATTACHMENTS

▶ PEACE OF MIND

When using a Bobcat Attachment, you know it is the best fit for your Bobcat machine.

▶ ENGINEERING APPROVED

Your Bobcat attachment has been optimized for efficiency, performance and greater productivity, resulting in lower operating and maintenance costs. Products are manufactured to the highest standards – guaranteeing the best quality and meeting, or exceeding, local requirements.

▶ ONE-STOP-SHOP

One place for all your attachment needs. Bobcat Company holds a large stock of attachments for immediate shipment worldwide.

▶ SERVICE

Broad coverage via the Bobcat dealer network, backed by Bobcat Service Specialists and Parts warehouses to reduce downtime.

▶ PLUG & PLAY READINESS

Easy to install and operate, with all necessary accessories and implements – from hose kits to special application kits.

▶ WARRANTY

With Bobcat Attachments, you avoid disputes (that may arise from compatibility issues) and operating differences that result from the use of non-approved attachments.

CONTACT US

OVER 200 DEALERS IN EUROPE, MIDDLE EAST AND AFRICA AT YOUR SERVICE

- 1 **Bobcat EMEA HQ, Innovation Center and Factory**
Bobcat Attachment Department
U Kodetky 1810
26312 Dobříš, Czech Republic
- 2 **Bobcat France SA, Telehandler factory**
Route de Nantes
44160 Pontchâteau, France
- 3 **Bobcat Parts Distribution Centers**
a) Germany (Halle)
b) United Arabe Emirates (Dubai)
- 4 **Bobcat Institute**
U Kodetky 1811
26312 Dobříš, Czech Republic



VISIT WWW.BOBCAT.COM FOR ALL THE LATEST COMPANY INFO.
CONTACT YOUR DISTRICT MANAGER FOR MORE DETAILS.

HOW TO READ THIS CATALOGUE

THIS CATALOGUE CONTAINS 8 MAIN CHAPTERS COVERING EACH BOBCAT MACHINE

- Compact Excavators
- Compact Loaders
- Small Articulated Loaders
- Compact Wheel Loaders
- Compact Tractors
- Telehandlers
- Rotary Telescopic Handlers
- Backhoe Loaders

Each chapter details the range of attachments suitable per carrier. The attachments are sorted and grouped by families. Please refer to the table of contents, the alphabetical index or the picture index to identify the best attachments for your needs.

Each page covers a specific attachment, with useful information to help you review the requirements, the key features and benefits, technical specifications and machine compatibility. An additional table may include options to run this attachment.

Many attachments have a YouTube logo referring to a video available to see the attachment in action. For the digital Catalogue version, the YouTube logo is dynamic and allows you to open the video link immediately.

Contact your District Manager to discover the best sellers, the “demonstrator favourite” attachments and further guidance. We’re here to help you find the best tool for your application!

LEGEND

In this catalogue, these symbols indicate the possible applications for the respective attachment.



**LIFTING
& HANDLING**



FORESTRY



LANDSCAPING



AGRICULTURE



ROAD WORK



**CLEANING
& RECYCLING**



**SNOW
REMOVAL**



**CONSTRUCTION
& DEMOLITION**

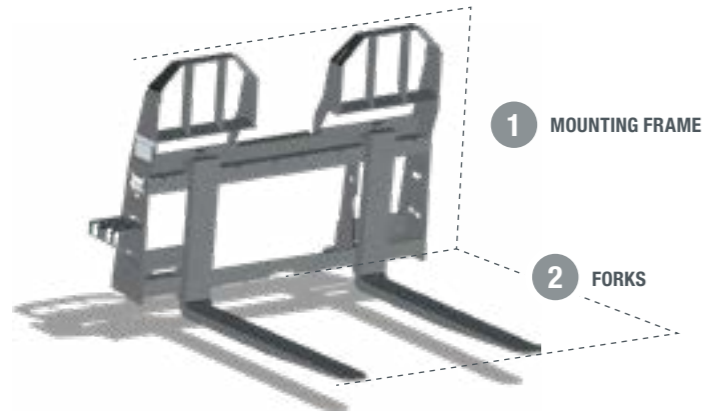


**GRADING
& LEVELING**

SELECTION INSTRUCTIONS

MACHINE RANGES

EXAMPLE



HOW TO READ AND USE THE COMPATIBILITY CHARTS

- Choose 1 reference in each requirement section depending on the machine
Example: Machine: S450 (Skid Steer Loader)
- Choose 1 reference in section 1 :
7297499 – Pallet Fork Frame Standard
- Choose 1 reference in section 2 :
6540182 – Pallet Fork Teeth 122 cm

Machine selection:
Section 1 "Frame" + Section 2 "Forks"

TECHNICAL SPECIFICATIONS						
DESCRIPTION	Part Number	Fork Width (cm)	Frame Weight (kg)	Control Kit Required	Working Flow	First use installation time
Pallet Fork Frame Standard MT55-S70	6809716.T	10	47	No	Standard	0.25 h
Pallet Fork Frame Standard Duty	7297499.T	10	60	No	Standard	0.25 h
Pallet Fork Frame Heavy Duty	7294305.T	10	74	No	Standard	0.25 h
Pallet Fork Frame Severe Duty	7294332.T	10	120	No	Standard	0.25 h

COMPATIBILITY CHARTS		Compact Track Loaders								Skid Steer Loaders															
DESCRIPTION	Part Number	MT55	T450	T590/H	T66/H	T76/H	T770/H	T870/H	S70	S100	S450	S510/H	S530/H	S550/H	S570/H	S590/H	S66/H	S630/H	S650/H	S76/H	S770/H	S850/H			
		1	Pallet Fork Frame, Standard, MT55-S70	X*							X*														
	Pallet Fork Frame Standard Duty		X*							X*	X*														
	Pallet Fork Frame Heavy Duty		X*	X*	X*	X*				X*	X*	X*	X*	X*	X*	X*	X*	X*	X*	X*	X*	X*			
	Pallet Fork Severe Duty		X*	X*	X*	X*	X*			X*	X*	X*	X*	X*	X*	X*	X*	X*	X*	X*	X*	X*	X*		
	2	Pallet Fork Teeth 91 cm, Heavy Duty, Class 2 (Set of 2)	X*	X*	X*				X*	X*	X*	X*	X*	X*	X*										
	Pallet Fork Teeth 106 cm, Heavy Duty, Class 2 (Set of 2)		X*	X*	X*	X*			X*	X*	X*	X*	X*	X*	X*	X*	X*	X*	X*	X*	X*				
	Pallet Fork Teeth 122 cm, Heavy Duty, Class 2 (Set of 2)		X*	X*	X*	X*			X*	X*	X*	X*	X*	X*	X*	X*	X*	X*	X*	X*	X*				
	Pallet Fork Teeth 106 cm, Severe Duty, Class 2 (Set of 2)		X*	X*	X*	X*	X*			X*	X*	X*	X*	X*	X*	X*	X*	X*	X*	X*	X*	X*	X*		
	Pallet Fork Teeth 122 cm, Severe Duty, Class 2 (Set of 2)		X*	X*	X*	X*	X*			X*	X*	X*	X*	X*	X*	X*	X*	X*	X*	X*	X*	X*	X*		

* Pay attention to the max. pallet fork frame load rating.



COMPACT EXCAVATORS (MEX)																			
Previous model	316	316		319 E14 E17		321 322 323 E16 (K)		E20	425 E25	325 E26 (M)		331 334 335 E32	430 E35	E45	E50	E55 E62	E80	E55W	
Current model	E08	E10z	E10e	E16 (R)	E17z	E19	E19e	E20z	E26(R)	E27	E27z	E34	E35z	E50z	E55z	E60	E85	E88	E57W

COMPACT TRACK LOADERS (CTL)							
Previous model			MT55	T140	T190/H		
Current model	MT120		MT100	T450	T590/H	T66/H	T76/H T770/H T86/H/S

SKID STEER LOADERS (SSL)											
Previous model	443 453 463	543 553	743 753 S130	S150	S175/H	S160/H	S205/H		S220/H	S250/H	S300/H S850/H/S
Current model	S70	S100	S450	S510/H	S530/H	S550/H	S590/H	S66/H	S630/H	S650/H	S76/H S770/H S86/H/S

SMALL ARTICULATED LOADERS (SAL)	
Current model	L23 L28

COMPACT WHEEL LOADERS (CWL)		
Current model	L75	L85 L95


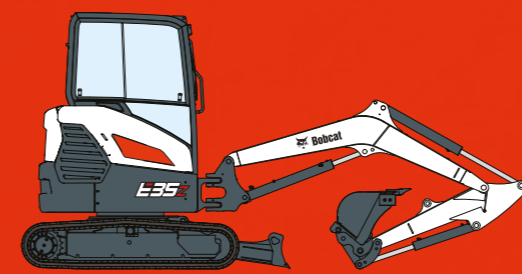
COMPACT TRACTORS (CT)									
Current model	CT1025	CT2025	CT2035	CT2040	CT2525	CT2535	CT2540	CT4050	CT4058

TELEHANDLERS (TLS)										
Previous model		TL358+/ TL26.60	TL360	TL470	TL470HF		T35.105	T35.130S/ T35.130SL/ T35.130SLP	T35.140S	T40.140 T40.180
Current model	TL25.60	TL30.60/ TL30.70	TL34.65 HF	TL35.70	TL38.70 HF	TL43.80 HF	T35.105L	T36.120SL		T41.140 SLP T40.180 SLP

ROTARY TELEHANDLERS (RTL)									
Previous model	TR50.180	TR50.210	TR50.250	TR60.210	TR60.250	TR60.300	TR70.260	TR60.350	TR60.390
Current model	TR50.180	TR50.210	TR50.250	TR60.220	TR60.260	TR60.310	TR80.270	TR80.350	TR80.390

BACKHOE LOADERS (BHL)		
Current model	B730R	B730M B780

Note:
Please contact your local Bobcat Distributor / District Manager for compatibility with previous machines.
Current attachments may not fit previous models.



COMPACT EXCAVATORS

BUCKET TEETH

COMPACT EXCAVATOR ATTACHMENTS

COMPATIBILITY CHARTS (AVAILABLE TEETH OPTION)																				
Bucket	Coupler Type	Compact Excavators																		
		E08	E10Z	E10E	E16	E17Z	E19	E19e	E20Z	E26	E27	E27Z	E34	E35Z	E50Z	E55Z	E60	E85	E88	E57W
Clay Spade	Klac	-	-	-	7299011 (BO)	7299011 (BO)	7299011 (BO)	7299011 (BO)	7299011 (BO)	7299011 (BO)	7299011 (BO)	7299011 (BO)	7299011 (BO)	7299011 (BO)	7242127 (BO)	7242127 (BO)	7242127 (BO)	7308128 (BO)	7308128 (BO)	7242127 (BO)
	German System	-	-	-	7299011 (BO)	7299011 (BO)	7299011 (BO)	7299011 (BO)	7299011 (BO)	7299011 (BO)	7299011 (BO)	7299011 (BO)	7299011 (BO)	7299011 (BO)	7242127 (BO)	7242127 (BO)	7242127 (BO)	7308128 (BO)	7308128 (BO)	7242127 (BO)
	Pin-on	7299011 (BO)	7299011 (BO)	7299011 (BO)	7299011 (BO)	7299011 (BO)	7299011 (BO)	7299011 (BO)	7299011 (BO)	7299011 (BO)	7299011 (BO)	7299011 (BO)	7299011 (BO)	7299011 (BO)	7242127 (BO)	7242127 (BO)	7242127 (BO)	7308128 (BO)	7308128 (BO)	7242127 (BO)
Digging Bucket, Heavy Duty	German System	-	-	-	7299011 (BO)	7299011 (BO)	7299011 (BO)	7299011 (BO)	7299011 (BO)	7299011 (BO)	7299011 (BO)	7299011 (BO)	7299011 (BO)	7241419 (WO)	7241419 (WO)	7241419 (WO)	7241419 (WO)	7241419 (WO)	7241419 (BO)	
	Klac	-	-	-	7299011 (BO)	7299011 (BO)	7299011 (BO)	7299011 (BO)	7299011 (BO)	7299011 (BO)	7299011 (BO)	7299011 (BO)	7242127 (BO)	7242127 (BO)	7239328 (BO)	7239328 (BO)	7239328 (BO)	7308344 (WO)	7308344 (WO)	7239328 (BO)
	Pin-on	-	-	-	7299011 (BO)	7299011 (BO)	7299011 (BO)	7299011 (BO)	7299011 (BO)	7299011 (BO)	7299011 (BO)	7299011 (BO)	7242127 (BO)	7242127 (BO)	7239328 (BO)	7239328 (BO)	7239328 (BO)	7308344 (WO)	7308344 (WO)	7239328 (BO)
Digging Bucket, Standard Duty	Klac	-	-	-	7299011 (BO)	7299011 (BO)	7299011 (BO)	7299011 (BO)	7299011 (BO)	7299011 (BO)	7299011 (BO)	7299011 (BO)	7299011 (BO)	7242099 (BO)	7242099 (BO)	7242099 (BO)	-	-	7242099 (BO)	
	Pin-on	7299011 (BO)	7299011 (BO)	7299011 (BO)	7299011 (BO)	7299011 (BO)	7299011 (BO)	7299011 (BO)	7299011 (BO)	7299011 (BO)	7299011 (BO)	7299011 (BO)	7299011 (BO)	7242099 (BO)	7242099 (BO)	7242099 (BO)	-	-	-	
Skeleton Bucket	German System	-	-	-	7299011 (BO)	7299011 (BO)	7299011 (BO)	7299011 (BO)	7299011 (BO)	7299011 (BO)	7299011 (BO)	7299011 (BO)	7299011 (BO)	7242127 (BO)	7242127 (BO)	7242127 (BO)	7308128 (BO)	7308128 (BO)	7242127 (BO)	
	Klac	-	-	-	7299011 (BO)	7299011 (BO)	7299011 (BO)	7299011 (BO)	7299011 (BO)	7299011 (BO)	7299011 (BO)	7299011 (BO)	7299011 (BO)	7242127 (BO)	7242127 (BO)	7242127 (BO)	7308128 (BO)	7308128 (BO)	7242127 (BO)	
	Pin-on	-	-	-	7299011 (BO)	7299011 (BO)	7299011 (BO)	7299011 (BO)	7299011 (BO)	7299011 (BO)	7299011 (BO)	7299011 (BO)	7299011 (BO)	7241431 (BO)	7242127 (BO)	7242127 (BO)	7308128 (BO)	7308128 (BO)	7242127 (BO)	

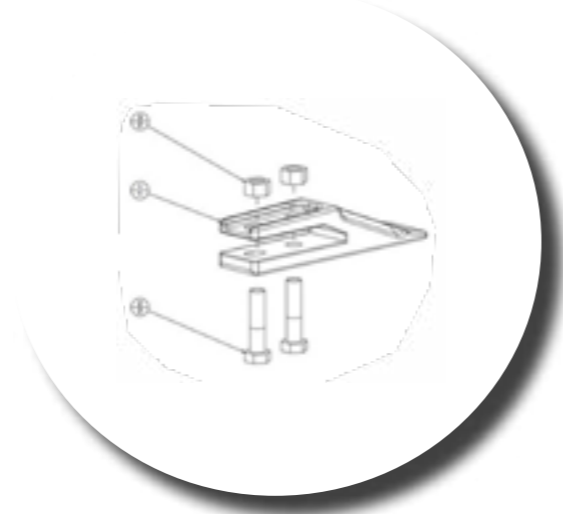
BO: Bolt-on / WO: Weld-on

UK style buckets are equipped with dedicated teeth, available through parts.

BOBCAT COMPANY OFFERS YOU A WIDE RANGE OF EXCAVATOR BUCKETS TO CHOOSE FROM:

- ▶ STANDARD AND HEAVY DUTY DIGGING BUCKETS
- ▶ CLAY SPADE BUCKETS (ALSO KNOWN AS BANANA BUCKETS)
- ▶ SKELETON BUCKETS (ALSO KNOWN AS RIDDLE BUCKETS)
- ▶ GRADING BUCKETS

It is important to note that all digging and skeleton buckets come with teeth as standard. Teeth kits are also available as option for clay spade buckets. For grading and tilting buckets teeth options are not available.



Explore the full versatility of your Bobcat Excavator using genuine Bobcat attachments. Choose from a wide range of excavator attachments and couplers to best meet your needs and applications.

For your convenience, Bobcat offers you a wide selection of attachments with pin-on mountings, which can be used with the Bobcat coupler. Or you can opt for the mechanical Klac coupler system or the German system.

▶ PIN-ON SYSTEM

The pin-on system is the standard system of hooking up buckets or other attachments, manually mounted with two pins directly to the excavator arm. This is the most straightforward and economical system to hook up and change attachments.

▶ MECHANICAL PIN GRABBER SYSTEM

Our single visit Bobcat mechanical pin grabber couplers offer you an easy solution to change between pin on attachments, without the need to leave the cab multiple times, thus saving you time and labor.

▶ HYDRAULIC PIN GRABBER SYSTEM

The Bobcat hydraulic couplers offer you a safe, compliant, robust coupler solution allowing you to easily and rapidly do the changeover of pin-on attachments.



▶ KLAC® SYSTEM

Our Klac mechanical quick coupler, with automatic self-locking mechanism, is a dedicated system ensuring a robust and compact solution to change and secure attachments.

▶ GERMAN SYSTEM

The German system coupler is a proven technology allowing you to secure attachments easily and rapidly. It is a preferred system used especially in Germany. Choose from our wide range of German coupler offer, including mechanical, hydraulic and tilting options.



PIN KITS

STANDARD PIN SETS – AVAILABLE FOR COMPACT EXCAVATOR BUCKETS

COMPATIBILITY CHARTS																				
Description	Direct Fit	Compact Excavators																		
		E08	E10z	E10e	E16	E17z	E19	E19e	E20z	E26	E27	E27z	E34	E35z	E50z	E55z	E60	E85	E88	E57W
Set of 3	No														7493004	7493004	7493004	7493005	7493005 ¹	7493004
Set of 5	No	7433285	7433285	7433285	7433285	7433285	7433285	7433285	7433285	7433287	7433287	7433287	7433287	7433287						
Set of 10	No	7433286	7433286	7433286	7433286	7433286	7433286	7433286	7433286	7433288	7433288	7433288	7433288	7433288						

¹No direct fit - Pin Grabber needed for E88 compatibility

HARDENED PINS** – AVAILABLE FOR ALL COMPACT EXCAVATOR ATTACHMENTS

COMPATIBILITY CHARTS																				
Description	Direct Fit	Compact Excavators																		
		E08	E10z	E10e	E16	E17z	E19	E19e	E20z	E26	E27	E27z	E34	E35z	E50z	E55z	E60	E85	E88 ¹	E57W
Pins	Yes	2x 6539737	2x 6539737	2x 6539737	2x 6539737	2x 6539737	2x 6539737	2x 6539737	2x 6539737	2x 7181216	2x 7181216	2x 7181216	2x 7181216	2x 7181216	2x 7143036	2x 7143036	2x 7143036	2x 7015653	2x 7015653	2x 7018644
Retainers	Yes	6x Washer 1EM280	6x Washer 1EM280	6x Washer 1EM280	4x Washer 1EM280	4x Washer 1EM280	4x Washer 1EM280	4x Washer 1EM280	4x Washer 1EM280	2x Bolt 1CM1075	2x Bolt 1CM1075	2x Bolt 1CM1075	2x Bolt 1CM1075	2x Bolt 1CM1075	2x Bolt 7CM1290	2x Bolt 7CM1290	2x Bolt 7CM1290	2x Bolt 7CM16130	2x Bolt 7CM16130	2x Bolt 7CM1290
		2x Lock Ring 7310871	2x Lock Ring 7310871	2x Lock Ring 7310871	2x Lock Ring 7310871	2x Lock Ring 7310871	2x Lock Ring 7310871	2x Lock Ring 7310871	2x Lock Ring 7310871	Nut 16DM10	Nut 16DM10	Nut 16DM10	Nut 16DM10	Nut 16DM10	Nut 16DM12	Nut 16DM12	Nut 16DM12	Nut 4DM16	Nut 4DM16	Nut 16DM12


¹No direct fit - Pin Grabber needed for E88 compatibility



PIN GRABBER NEEDED FOR PIN-ON ATTACHMENTS' COMPATIBILITY WITH E88



AUGER



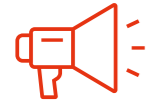
Requirements		Features & Benefits	
1	Fixing cap	<ul style="list-style-type: none"> • Top Mounted Hose Ports provides unobstructed operation • A compact drive housing allows the entire drive unit to follow the bit into the hole, adding an extra foot more dig depth than a standard drive unit. • LH Auger drives come with an innovative LED alignment system. • Robust and efficient compact high torque planetary gear system. • No case drain required. • Wide range of auger bits available. • Extreme duty shaft locking system. • 3 year warranty on motor and 5 year warranty on gearbox. 	
2	Cradle		
3	Auger Drive		
4	Auger Bit		
5	Optional - Extension		

Description: Speed and perfect vertical accuracy are what you get with this high-torque, heavy-duty hydraulic auger. The entire drive unit follows the bit into the hole, adding a foot of extra dig depth than a standard unit. This is the ideal tool for drilling holes for posts, piers, poles and trees in all kinds of soil conditions. Match your drilling needs precisely with our extensive range of bits, available in standard and heavy-duty configurations, and various widths.

TECHNICAL SPECIFICATIONS								
Description	Part Number	Flow (l/min)	Output shaft	Max. Operating pressure (bar)	Weight (kg)	Control Kit Required	Working flow	First Use Installation Time
Auger 11H	46931812	30-50	2" HEX	120	45	No	Std	0.5 h
Auger 28H	46931813	35-115	2" HEX	120	57	No	Std	0.5 h
Auger 28LH	46931814	35-115	2" HEX	120	57	No	Std	0.5 h
Auger 33H	46931815	71-115	2.5" HEX	120	89	No	Std	0.5 h
Auger 55LH	46931816	60-200	2.5" HEX	120	149	No	Std	0.5 h

COMPATIBILITY CHARTS																				
Description	Part Number	Compact Excavators																		
		E08	E10z	E10e	E16	E17z	E19	E19e	E20z	E26	E27	E27z	E34	E35z	E50z	E55z	E60	E85	E88	E57W
Fixing Cap, 11H, Pin-On	7326811	X	X	X																
Fixing Cap, 11H, Pin-On	7326812				X	X	X	X												
Fixing Cap, 11H, Klac™ System C	7326848				X	X	X	X												
Fixing Cap, 11H, German System QC01	7326808				X	X	X	X												
Fixing Cap, 11H, 28H, 28LH, 33H, Pin-On	7180227								X	X	X	X	X							
Fixing Cap, 11H, 28H, 28LH, 33H, Klac™ System D	7326810								X	X	X	X	X							
1 Fixing Cap, 11H, 28H, 28LH, 33H, 55LH, German System QC03	7172892								X	X	X	X	X	X	X	X		X	X	
Fixing Cap, 28H, 28LH, 33H, 55LH, Pin-On	7192796													X	X	X				
Fixing Cap, 28H, 28LH, 33H, 55LH, Klac™ System E	7326846													X	X	X				X
Fixing Cap, 28H, 28LH, 33H, Pin-On	7467267																			X
Fixing Cap, 55LH, Pin-On	7322199																		X ¹	
Fixing Cap, 55LH, Klac™ System F	7326843																		X	
Fixing Cap, 55LH, German System QC08	7172893																		X	
2 Adaptor, 11H	46961693	X	X	X																
Cradle, 11H	46961694				X	X	X	X	X	X	X									
Cradle, 28H, 28LH, 33H	46961695								X	X	X	X	X	X	X	X				
Cradle, 55LH	46961696													X	X	X	X	X		
3 Auger 11H	46931812	X*	X*	X*	X	X	X	X	X	X	X									
Auger 28H	46931813								X	X	X	X	X	X	X	X				X
3 Auger 28LH	46931814								X	X	X	X	X	X	X	X				X
Auger 33H	46931815								X	X	X	X	X	X	X	X				X
Auger 55LH	46931816													X	X	X	X	X		X

¹Pin grabber needed for E88 compatibility



*** QUICK COUPLING FOR HOSES FOR E08-E10 SHOULD BE ORDERED THROUGH PARTS.
7246788 – COUPLER FEMALE 7246789 – COUPLER MALE.**

*** Performance of Auger 11H on E08/E10/E10e is driven by the flow of the machine, heavy duty application is not recommended.**

COMPATIBILITY CHARTS								
Description	Part Number	11H	28H	28LH	33H	55LH	Weight	
Auger Bit, 2" HEX, STD, 15cm	46955271	X	X	X				17 kg
Auger Bit, 2" HEX, STD, 23cm	46955272	X	X	X				26 kg
Auger Bit, 2" HEX, STD, 30cm	46955273	X	X	X				35 kg
Auger Bit, 2" HEX, STD, 40cm	46955274	X	X	X				39 kg
Auger Bit, 2" HEX, STD, 45cm	46955275	X	X	X				44 kg
Auger Bit, 2" HEX, STD, 60cm	46955276	X	X	X				60 kg
Auger Bit, 2" HEX, STD, 75cm	46955277	X	X	X				71 kg
Auger Bit, 2" HEX, HD, 15cm	46955285	X	X	X				16 kg
Auger Bit, 2" HEX, HD, 23cm	46955286	X	X	X				30 kg
Auger Bit, 2" HEX, HD, 30cm	46955287	X	X	X				39 kg
Auger Bit, 2" HEX, HD, 40cm	46955288	X	X	X				46 kg
Auger Bit, 2" HEX, HD, 45cm	46955289	X	X	X				54 kg
Auger Bit, 2" HEX, HD, 60cm	46955290	X	X	X				71 kg
4 Auger Bit, 2.5" HEX, STD, 23cm	46955278				X	X		26 kg
Auger Bit, 2.5" HEX, STD, 30cm	46955279				X	X		52 kg
Auger Bit, 2.5" HEX, STD, 40cm	46955280				X	X		60 kg
Auger Bit, 2.5" HEX, STD, 45cm	46955281				X	X		67 kg
Auger Bit, 2.5" HEX, STD, 60cm	46955282				X	X		85 kg
Auger Bit, 2.5" HEX, STD, 75cm	46955283				X	X		121 kg
Auger Bit, 2.5" HEX, STD, 90cm	46955284				X	X		143 kg
Auger Bit, 2.5" HEX, HD, 23cm	46955292				X	X		28 kg
Auger Bit, 2.5" HEX, HD, 30cm	46955293				X	X		54 kg
Auger Bit, 2.5" HEX, HD, 40cm	46955294				X	X		61 kg
Auger Bit, 2.5" HEX, HD, 45cm	46955295				X	X		69 kg
Auger Bit, 2.5" HEX, HD, 60cm	46955296				X	X		86 kg
Auger Bit, 2.5" HEX, HD, 75cm	46955297				X	X		127 kg
Auger Bit, 2.5" HEX, HD, 90cm	46955298				X	X		159 kg
Extension, 11H, 28H, 28LH, 50cm	46958016	X	X	X				12 kg
Extension, 11H, 28H, 28LH, 100cm	46958017	X	X	X				18 kg
5 Extension, 33H, 55LH, 100cm	46958018				X	X		31 kg
Extension, 33H, 55LH, 150cm	46958019				X	X		21 kg

OLD GENERATION 2" HEX BITS CAN DIRECTLY BE CONNECTED TO NEW 2" HEX AUGER DRIVES WHILE AN ADAPTOR IS REQUIRED FOR COMPATIBILITY WITH ROUND AUGER BITS FROM PREVIOUS GENERATION.

- 46958020** ROUND BITS (65MM) --> 2" HEX SHAFT DRIVE
- 46958021** ROUND SHAFT DRIVE (65MM) --> 2" HEX BIT



BREAKER

Requirements	Features & Benefits
	<ul style="list-style-type: none"> The cylindrical design improves access to jobs in confined areas, providing accurate attachment operation in more operating environments. Upper and lower shock absorbers isolate the breaker from the housing, reducing noise and vibration to deliver operator comfort without sacrificing performance. Silenced standard for all breaker models. Diaphragm-type accumulators reduce maintenance by preventing slow leaks. Long-life breakers designed for all demolition jobs with minimal maintenance. The innovative steel ring feature allows retaining the tool bushing, protecting the grease access and provides a quick tool change solution. Designed for minimum downtime and with few service parts to reduce operation cost and improve overall lifetime of the attachment. Bobcat breakers produce low recoil and minimal hydraulic pressure spike to their carriers. Breakers can be mounted on your excavator with various systems: directly to the arm pin onto the arm, with the hydraulic quick coupler or with either of the two mechanical couplers – Klac and German Systems.

Breaker includes: Nail Point, fixing cap bolts, gauge tool and hose protector. Special Application Kit must be installed on the machine.

Description: Bobcat breakers offer high performance, low maintenance, and are easy to use. All breakers feature a frame with a cylindrical design, providing improved access to jobs in confined areas. All breakers have a silenced housing as standard.

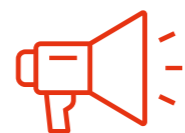
TECHNICAL SPECIFICATIONS										
Description	Part Number	Flow (l/min)	Blow Rate - Soft Ground (beats/min)	Blow Rate - Hard Ground (beats/min)	Operating Pressure (bar)	Weight (kg)	Control Kit Required	Working Flow	First Use Installation Time	
Breaker, HB280	46913645	12 - 23	1120	1290	120	65	No	Standard	2 h	
Breaker, HB380	46913646	15 - 30	1400	1600	120	88	No	Standard	2 h	
Breaker, HB580	46913647	17 - 35	1220	1350	120	111	No	Standard	2 h	
Breaker, HB680	46913648	25 - 50	1220	1340	120	150	No	Standard	2 h	
Breaker, HB880	46913649	30 - 65	1150	1310	120	220	No	Standard	2 h	
Breaker, HB980	46913650	40 - 75	855 - 1060	1170 - 1450	120	280	No	Standard	2 h	
Breaker, HB1180	46913642	55 - 100	680 - 1070	820 - 1280	125	372	No	Standard	2 h	
Breaker, HB1380	46913643	70 - 120	780 - 1030	900 - 1230	125	385	No	Standard	2 h	
Breaker, HB2380	7133203	75 - 125	690	910	130	405	No	Standard	2 h	

Description	Part Number	Compact Excavators																		
		E08	E10z	E10e	E16	E17z	E19	E19e	E20z	E26	E27	E27z	E34	E35z	E50z	E55z	E60	E85	E88	E57W
Hose Kit for Breaker HB280 for E08/E10z/E10e	7170566	X	X	X																
Hose Kit for Breaker HB380, HB580 for E16/E17z/E19/E19e/E20z	7191372				X	X	X	X												
Hose Kit for Breaker HB680 for E26/E27/E27z STD Arm	7117823								X	X	X									
Hose Kit for Breaker HB680 for E26/E27/E27z Long Arm	7117832								X	X	X									
Hose Kit for Breakers HB880 and HB980 for E34/E35z STD Arm	6728963											X	X							
1 Hose Kit for Breakers HB880, HB980, and HB1180 for E34/E35z Long Arm	7180019											X	X							
Hose Kit for Breakers HB1180 and HB1380 for E57W STD Arm	7175243																X			X
Hose Kit for Breakers HB980, HB1180 and HB1380 for E50z/E55z/E60 All Arm Options, and E57W Long Arm	7175244													X	X	X				X
Hose Kit for Breakers HB1180, HB1380, and HB2380 for E85/E88 STD Arm	7176607																	X	X	
Hose Kit for Breakers HB1180, HB1380, and HB2380 for E85/E88 Long Arm	7176608																	X	X	

COMPATIBILITY CHARTS																				
Description	Part Number	Compact Excavators																		
		E08	E10z	E10e	E16	E17z	E19	E19e	E20z	E26	E27	E27z	E34	E35z	E50z	E55z	E60	E85	E88	E57W
Fixing Cap, HB280, Pin-On	7326811	X	X	X																
Fixing Cap, HB380, HB580, Pin-On	7326812				X	X	X	X	X											
Fixing Cap, HB380, HB580, Klac™ System C	7326848				X	X	X	X	X											
Fixing Cap, HB380, HB580, German System QC01	7326808				X	X	X	X	X											
Fixing Cap, HB680, Pin-On	7198350									X	X	X								
Fixing Cap, HB680, Klac™ System D	7326847									X	X	X								
Fixing Cap, HB680, German System QC03	7198351									X	X	X								
Fixing Cap, HB880, HB980, Pin-On	7180227												X	X						
Fixing Cap, HB880, HB980, Klac™ System D	7326810												X	X						
Fixing Cap, HB880, HB980, German System QC03	7172892												X	X	X	X				X
2 Fixing Cap, HB980, Pin-On	7192796														X	X				
Fixing Cap, HB980, Klac™ System E	7326846														X	X				X
Fixing Cap, HB980, Pin-On	7467267																			X
Fixing Cap, HB1180, HB1380, Pin-On	7192814														X	X	X			
Fixing Cap, HB1180, HB1380, Pin-On	7168503																			X
Fixing Cap, HB1180, HB1380, Klac™ System E	7326844														X	X	X			X
Fixing Cap, HB1180, HB1380, German System QC03	7171108														X	X	X			X
Fixing Cap, HB1180, HB1380, HB2380, Pin-On	7322199																X	X ¹		
Fixing Cap, HB1180, HB1380, HB2380, Klac™ System F	7326843																X	X		
Fixing Cap, HB1180, HB1380, HB2380, German System QC08	7172893																X	X		
3 Breaker, HB280	46913645	X	X	X																
Breaker, HB380	46913646				X	X	X	X	X											
Breaker, HB580	46913647				X	X	X	X	X											
Breaker, HB680	46913648									X	X	X								
3 Breaker, HB880	46913649												X	X						
Breaker, HB980	46913650												X	X	X	X				X
Breaker, HB1180	46913642													X	X	X	X	X	X	X
Breaker, HB1380	46913643														X	X	X			
Breaker, HB2380	7133203																X	X		

¹Pin grabber needed for E88 compatibility

Special application kit must be installed on the machine. **



BOBCAT OFFERS A SELECTION OF BREAKER TOOLS, EQUIPPING YOU WITH THE RIGHT TOOL FOR EACH JOB. SELECT THE RIGHT TOOL FOR THE RIGHT TYPE OF ROCK, CONCRETE, ASPHALT YOU NEED TO BREAK



Tools Selection




OPTIONS/ACCESSORIES

Description	Tools Selection	HB280	HB380	HB580	HB680	HB880	HB980	HB1180	HB1380	HB2380
InLine Wide Chisel **	A	n/a	7144660	7144668	7144678	7144693	7144704	7144715	7163372	7144725
Nail Point **	B	7144651	7144655	7144665	7149302	7144690	7144701	7144712	7163369	7144722
CrossCut Asphalt Chisel **	C	n/a	7144657	7144669	7144679	7144694	7144705	7144716	7163373	7144726
InLine Chisel **	D	7144650	7144654	7144664	7144674	7144689	7144700	7144711	7163368	7144721
Blunt Point **	E	7144652	7144661	7144671	7144681	7144696	7144707	7144718	7163375	7144728
Tamping Pad and Tool **	F	n/a	7144662	7144672	7144682	7144697	7144708	7144719	n/a	n/a
CrossCut Chisel **	G	7144649	7144653	7144663	7144673	7144688	7144699	7144710	7163367	7144720
Conical Point **	H	n/a	n/a	7144666	7144676	7144691	7144702	7144713	7163370	7144723
CrossCut Wide Chisel **	I	n/a	7144659	7144667	7144677	7144692	7144703	7144714	7163371	7144724
InLine Asphalt Chisel **	J	n/a	7144658	7144670	7144680	7144695	7144706	7144717	7163374	7144727

OPTIONS/ACCESSORIES


Description	Dimension	Tools Selection	HB280	HB380	HB580	HB680	HB880	HB980	HB1180	HB1380	HB2380
In-Line Wide Chisel	X × Y × Z (mm)	A	n/a	120 × 30 × 4	140 × 40 × 6	140 × 40 × 6	150 × 50 × 7	180 × 60 × 9	150 × 50 × 7	180 × 60 × 9	200 × 70 × 10
Nail Point	(° Angle)	B	30	30	30	30	30	30	30	30	30
CrossCut Asphalt Chisel	X × Y × Z (mm)	C	n/a	100 × 100 × 14	115 × 120 × 15	115 × 120 × 15	130 × 130 × 17	200 × 180 × 22	160 × 140 × 17	180 × 150 × 18	200 × 180 × 22
In-Line Chisel	(° Angle)	D	30	30	30	30	30	30	30	30	30
Blunt Point	(Ø in mm)	E	37	45	47	55	65	72	77	85	95
Tamping Pad and Tool	(mm)	F	n/a	200 × 200	200 × 200	200 × 200	200 × 200	200 × 200	200 × 200	n/a	n/a
CrossCut Chisel	(mm)	G	37	45	47	55	65	72	77	85	95
Conical Point	(° Angle)	H	n/a	n/a	27	30	30	30	30	30	30
CrossCut Wide Chisel	X × Y × Z (mm)	I	n/a	120 × 30 × 4	140 × 40 × 6	140 × 40 × 6	150 × 50 × 7	180 × 60 × 9	150 × 50 × 7	180 × 60 × 9	200 × 70 × 10
In-Line Asphalt Chisel	X × Y × Z (mm)	J	n/a	100 × 100 × 14	115 × 120 × 15	115 × 120 × 15	130 × 130 × 17	200 × 180 × 22	160 × 140 × 17	180 × 150 × 18	200 × 180 × 22


BUCKET, CLAY SPADE



Requirements

Features & Benefits

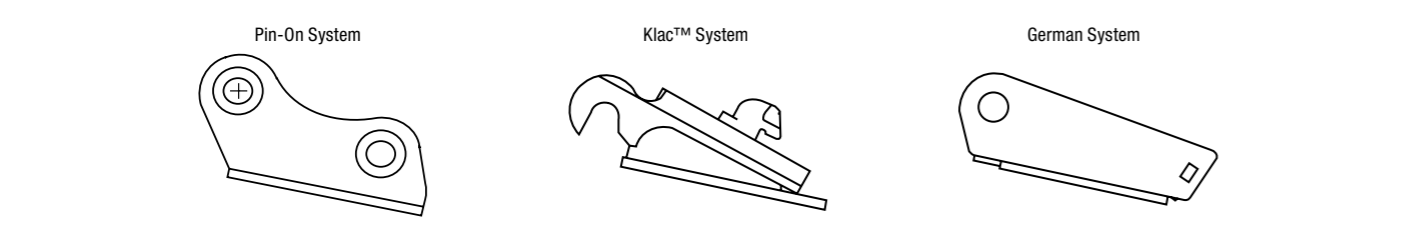




Clay Spade Buckets: Type of fittings depends on the coupling system.

- Full range of mounting systems to cover Pin-On, Klac™ System and German System couplers.
- Full range of size from 20 cm to 40 cm, for excavator models from E08 to E88.
- Pre-drilled, replaceable cutting edge.
- Two/three teeth (Spare Parts) can be mounted when ground conditions require.
- Reinforced back plates to strengthen design and increase bucket longevity.
- Ideal for precision digging when installing/repairing pipes.

Description: Ideal for precision digging when installing or repairing pipes. Useful for digging narrow trenches, in wet or sticky ground conditions. Easy to mount and use, the clay spade buckets are available in three versions for use with Pin-On, Klac™ and German systems.

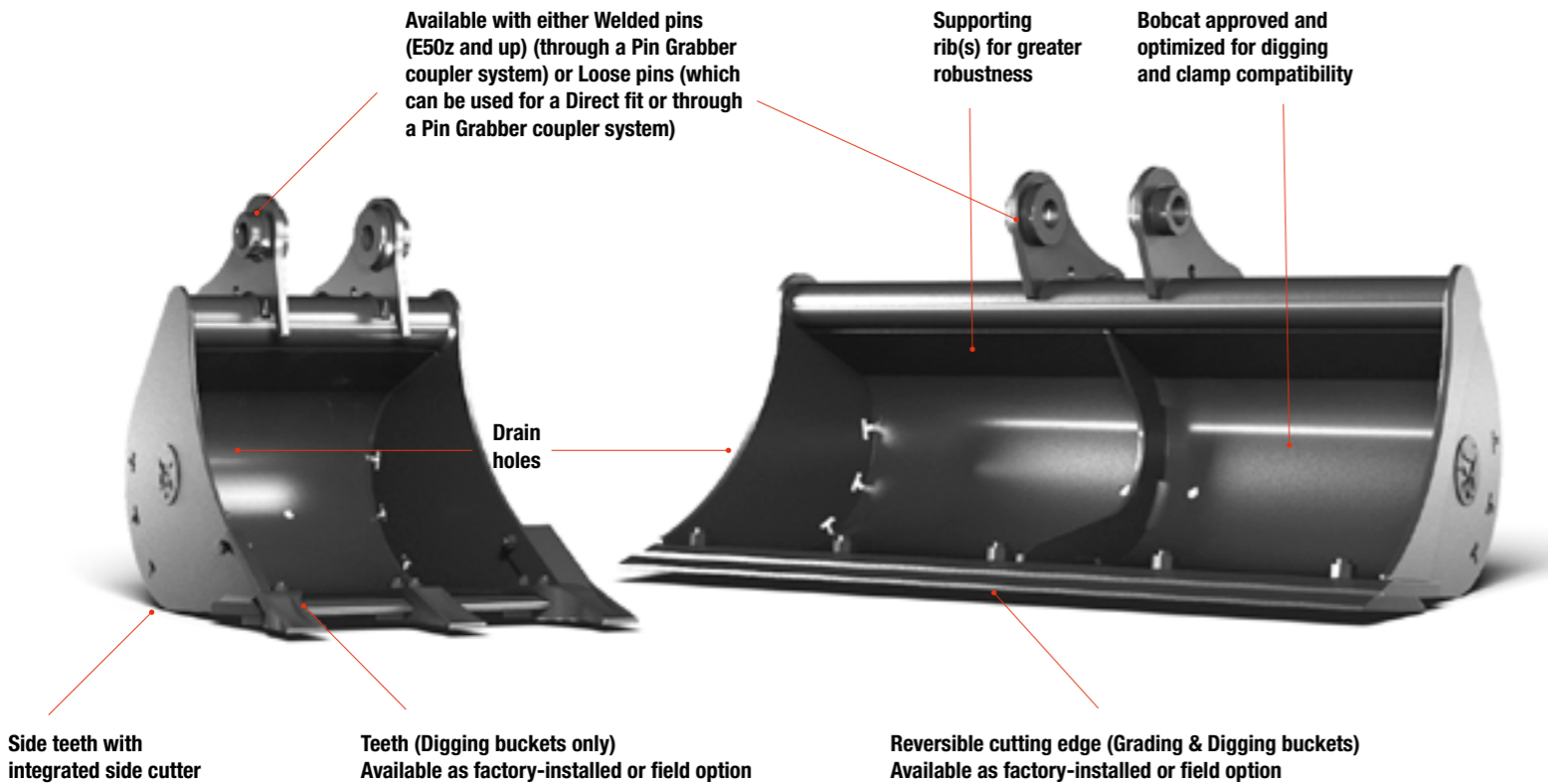


TECHNICAL SPECIFICATIONS / COMPATIBILITY CHARTS																					
Description	Part Number	Weight (kg)	Compact Excavators																		
			E08	E10z	E10e	E16	E17z	E19	E19e	E20z	E26	E27	E27z	E34	E35z	E50z	E55z	E60	E85	E88	E57W
Clay Spade Bucket, 20 cm, Pin-On, E08/E10z/E10e	7194269.P	15	X	X	X																
Clay Spade Bucket, 22 cm, Pin-On, E16/E17z/E19/E19e/E20z	7196138.P	25				X	X	X	X	X											
Clay Spade Bucket, 25 cm, Pin-On, E16/E17z/E19/E19e/E20z	7195633.P	26.5				X	X	X	X	X											
Clay Spade Bucket, 30 cm, Pin-On, E16/E17z/E19/E19e/E20z	7195641.P	28.5				X	X	X	X	X											
Clay Spade Bucket, 25 cm, Pin-On, E26/E27/E27z	7195651.PE2	35.5								X	X	X									
Clay Spade Bucket, 30 cm, Pin-On, E26/E27/E27z	7195659.PE2	38.5								X	X	X									
Clay Spade Bucket, 25 cm, Pin-On, E34/E35z	7195717.PE3	47.8											X	X							
Clay Spade Bucket, 35 cm, Pin-On, E34/E35z	7195731.PE3	54.8											X	X							
Clay Spade Bucket, 30 cm, Pin-On, E50z/E55z/E60	7196100.PE4	82													X	X	X				
Clay Spade Bucket, 40 cm, Pin-On, E50z/E55z/E60	7196117.PE4	92													X	X	X				
Clay Spade Bucket, 30 cm, Pin-On, E57W	7196100.PDH	82																			X
Clay Spade Bucket, 40 cm, Pin-On, E57W	7196117.PDH	92																			X
Clay Spade Bucket, 40 cm, Pin-On, E85/E88	7196135.P	118.5																X	X		

*Pin grabber needed for E88 compatibility

TECHNICAL SPECIFICATIONS / COMPATIBILITY CHARTS																					
Description	Part Number	Weight (kg)	Compact Excavators																		
			E08	E10z	E10e	E16	E17z	E19	E19e	E20z	E26	E27	E27z	E34	E35z	E50z	E55z	E60	E85	E88	E57W
Clay Spade Bucket, 22 cm, Klac™ System C, E16/E17z/E19/E19e/E20z	7196138.K	23				X	X	X	X	X											
Clay Spade Bucket, 25 cm, Klac™ System C, E16/E17z/E19/E19e/E20z	7195633.K	27.5				X	X	X	X	X											
Clay Spade Bucket, 30 cm, Klac™ System C, E16/E17z/E19/E19e/E20z	7195641.K	29.8				X	X	X	X	X											
Clay Spade Bucket, 25 cm, Klac™ System D, E26/E27/E27z	7195651.K	38								X	X	X									
Clay Spade Bucket, 30 cm, Klac™ System D, E26/E27/E27z	7195659.K	41								X	X	X									
Clay Spade Bucket, 25 cm, Klac™ System D, E34, E35z	7195717.K	50												X	X						
Clay Spade Bucket, 35 cm, Klac™ System D, E34, E35z	7195731.K	57											X	X							
Clay Spade Bucket, 30 cm, Klac™ System E, E50z/E55z/E60/E57W	7196100.K	79													X	X	X				X
Clay Spade Bucket, 40 cm, Klac™ System E, E50z/E55z/E60/E57W	7196117.K	89													X	X	X				X
Clay Spade Bucket, 40 cm, Klac™ System F, E85/E88	7196135.K	123																X	X		
Clay Spade Bucket, 22 cm, German System QC01, E16/E17z/E19/E19e/E20z	7196138.L	23				X	X	X	X	X											
Clay Spade Bucket, 25 cm, German System QC01, E16/E17z/E19/E19e/E20z	7195633.L	30.3				X	X	X	X	X											
Clay Spade Bucket, 30 cm, German System QC01, E16/E17z/E19/E19e/E20z	7195641.L	32.5				X	X	X	X	X											
Clay Spade Bucket, 25 cm, German System QC03, E26/E27/E27z	7195651.L	38								X	X	X									
Clay Spade Bucket, 30 cm, German System QC03, E26/E27/E27z	7195659.L	41								X	X	X									
Clay Spade Bucket, 25 cm, German System QC03, E34/E35z	7195717.L	50.8											X	X							
Clay Spade Bucket, 35 cm, German System QC03, E34/E35z	7195731.L	57.5											X	X							
Clay Spade Bucket, 30 cm, German System QC03, E50z/E55z/E60/E57W	7196100.L	79.5													X	X	X				X
Clay Spade Bucket, 40 cm, German System QC03, E50z/E55z/E60/E57W	7196117.L	89.5													X	X	X				X
Clay Spade Bucket, 40 cm, German System QC08, E85/E88	7196135.L	127																X	X		

BUCKET, DIGGING, GERMAN PROFILE



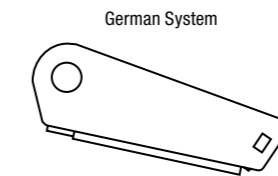
Requirements	Features & Benefits
--------------	---------------------



- Deep double radius bucket
- Weld-on teeth from E45 up for better durability
- Transportation hook is part of the fitting

Buckets: Machine must be equipped with a German System QC03 coupling system.

Description: Tackle the toughest digging and material handling jobs with our robust digging buckets. They offer excellent breakout force for digging and easier bucket filling.



TECHNICAL SPECIFICATIONS / COMPATIBILITY CHARTS

Description	Part Number	Weight (kg)	Capacity (l)	Compact Excavators																							
				E08	E10z	E10e	E16	E17z	E19	E19e	E20z	E26	E27	E27z	E34	E35z	E50z	E55z	E60	E85	E88	E57W					
Digging Bucket German Type HD, 25 cm, QC01, E16/E17z/E19/E19e/E20z	7241056	29	22				X	X	X	X	X																
Digging Bucket German Type HD, 30 cm, QC01, E16/E17z/E19/E19e/E20z	7241082	32	28				X	X	X	X	X																
Digging Bucket German Type HD, 40 cm, QC01, E16/E17z/E19/E19e/E20z	7241083	37	40				X	X	X	X	X																
Digging Bucket German Type HD, 50 cm, QC01, E16/E17z/E19/E19e/E20z	7241084	43	52				X	X	X	X	X																
Digging Bucket German Type HD, 60 cm, QC01, E16/E17z/E19/E19e/E20z	7241085	48	64				X	X	X	X	X																
Digging Bucket German Type HD, 30 cm, QC03, E26/E27/E27z	7200189	51	42									X	X	X													
Digging Bucket German Type HD, 40 cm, QC03, E26/E27/E27z	7200190	57	61									X	X	X													
Digging Bucket German Type HD, 50 cm, QC03, E26/E27/E27z	7200192	67	79									X	X	X													
Digging Bucket German Type HD, 60 cm, QC03, E26/E27/E27z	7200193	75	98									X	X	X													
Digging Bucket German Type HD, 70 cm, QC03, E26/E27/E27z	7200194	87	117									X	X	X													
Digging Bucket German Type HD, 30 cm, QC03, E34/E35z	7241288	64	54													X	X										
Digging Bucket German Type HD, 40 cm, QC03, E34/E35z	7241289	73	78													X	X										
Digging Bucket German Type HD, 60 cm, QC03, E34/E35z	7241290	93	129													X	X										
Digging Bucket German Type HD, 80 cm, QC03, E34/E35z	7241291	114	180													X	X										
Digging Bucket German Type HD, 30 cm, QC03, E50z/E55z/E60/E57W	7192931	89	63															X	X	X						X	
Digging Bucket German Type HD, 40 cm, QC03, E50z/E55z/E60/E57W	7192932	102	90															X	X	X						X	
Digging Bucket German Type HD, 60 cm, QC03, E50z/E55z/E60/E57W	7192934	131	145															X	X	X						X	
Digging Bucket German Type HD, 80 cm, QC03, E50z/E55z/E60/E57W	7192936	160	201															X	X	X						X	
Digging Bucket German Type HD, 40 cm, QC08, E85/E88	7241372	153	127																						X	X	
Digging Bucket German Type HD, 60 cm, QC08, E85/E88	7241373	192	212																						X	X	
Digging Bucket German Type HD, 80 cm, QC08, E85/E88	7241374	232	303																						X	X	

ATTACHMENT: UK STYLE BUCKETS

UK STYLE BUCKETS DURABLE AND COST-EFFECTIVE

- ▶ **Durable** – Specific UK design guarantees long product life in many applications.
- ▶ **Competitive price** – Bobcat's engineering design assures maximum breakout force and low maintenance needs, while keeping these buckets competitive on the market.
- ▶ **Additional features** – Wide range of options available, such as reversible cutting edges, teeth and other kits to fit any job site. Buckets are optimized to be attached directly or with Pin Grabber couplers.
- ▶ **Direct fit or Pin Grabber Couplers.**
- ▶ **Supporting ribs for additional robustness.**
- ▶ **Choose between reversible cutting edge (Grading and Digging buckets) or teeth with integrated side cutter (Digging buckets only).**
- ▶ **Drain holes allow water to escape from the bucket, which helps in wet conditions.**
- ▶ **Large selection of widths to best suit your needs.**

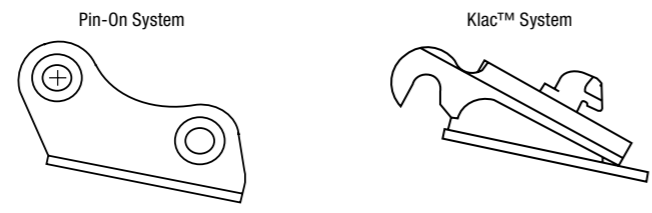
Learn more on page 32.

BUCKET, GRADING

Requirements	Features & Benefits
<p>Grading Buckets: Type of fittings depends on the coupling system.</p>	

- Weld-on cutting edge: Provides a stronger, more resilient cutting edge
- 2 web plates are added for an extra strength
- Draining holes

Description: Increase profitability by removing ditch sediment quickly and easily. Cleaning ditches and backfilling take no time with our grading buckets.



TECHNICAL SPECIFICATIONS / COMPATIBILITY CHARTS

Description	Part Number	Weight (kg)	Capacity (l)	Compact Excavators																		
				E08	E10z	E10e	E16	E17z	E19	E19e	E20z	E26	E27	E27z	E34	E35z	E50z	E55z	E60	E85	E88	E57W
Grading Bucket, STD, 80 cm, Pin-On, E08/E10z/E10e	7208132	34	54	X	X	X																
Grading Bucket, STD, 80 cm, Pin-On, E16/E17z/E19/E19e/E20z	7141521	52	64				X	X	X	X	X											
Grading Bucket, STD, 100 cm, Pin-On, E16/E19/E19e/E20z	7141522	56	81				X		X	X	X											
Grading Bucket, STD, 100 cm, Pin-On, E26/E27/E27z	7197070	65	109								X	X	X									
Grading Bucket, STD, 120 cm, Pin-On, E26/E27/E27z	7197071	76	133								X	X	X									
Grading Bucket, STD, 120 cm, Pin-On, E34/E35z	7180763	97	148										X	X								
Grading Bucket, STD, 140 cm, Pin-On, E34/E35z	7180764	109	175										X	X								
Grading Bucket, STD, 140 cm, Pin-On, E50z/E55z/E60	7189752	156	255											X	X	X						
Grading Bucket, STD, 150 cm, Pin-On, E50z/E55z/E60	7189753	164	274											X	X	X						
Grading Bucket, STD, 150 cm, Pin-On, E57W	7208498.PDH	161	236																	X		
Grading Bucket, HD, 150 cm, Pin-On, E85/E88	7208512.PDH	216	348															X	X ¹			
Grading Bucket, HD, 180 cm, Pin-On, E85/E88	7208513.PDH	248	430															X	X ¹			
Grading Bucket, STD, 80 cm, Klac™ System C, E16/E17z/E19/E19e/E20z	7138627	52	64				X	X	X	X	X											
Grading Bucket, STD, 100 cm, Klac™ System C, E16/E19/E19e/E20z	7138628	56	81				X		X	X	X											
Grading Bucket, STD, 100 cm, Klac™ System D, E26/E27/E27z	7138634	62	103								X	X	X									
Grading Bucket, STD, 120 cm, Klac™ System D, E26/E27/E27z	7138635	74	120								X	X	X									
Grading Bucket, STD, 120 cm, Klac™ System D, E34/E35z	7143789	112	105										X	X								
Grading Bucket, STD, 140 cm, Klac™ System D, E34/E35z	7138642	129	129										X	X								
Grading Bucket, STD, 130 cm, Klac™ System E, E50z/E55z/E60/E57W	7208497.K	145	202											X	X	X				X		
Grading Bucket, STD, 150 cm, Klac™ System E, E50z/E55z/E60/E57W	7208498.K	161	236											X	X	X				X		
Grading Bucket, STD, 150 cm, Klac™ System F, E85/E88	7208512.K	216	348															X	X			
Grading Bucket, HD, 180 cm, Klac™ System F, E85/E88	7208513.K	248	430															X	X			

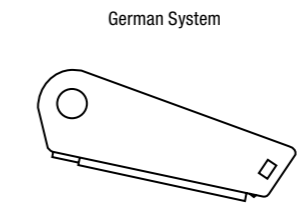
¹Pin grabber needed for E88 compatibility

BUCKET, GRADING, GERMAN TYPE

Requirements	Features & Benefits
<p>Grading Buckets: No special requirements</p>	

- Weld-on cutting edge: Provides a stronger, more resilient cutting edge
- 2 web plates are added for an extra strength
- Draining holes

Description: Increase profitability by removing ditch sediment quickly and easily. Cleaning ditches and backfilling take no time with our grading buckets.



TECHNICAL SPECIFICATIONS / COMPATIBILITY CHARTS

Description	Part Number	Weight (kg)	Capacity (l)	Compact Excavators																		
				E08	E10z	E10e	E16	E17z	E19	E19e	E20z	E26	E27	E27z	E34	E35z	E50z	E55z	E60	E85	E88	E57W
Grading Bucket German Type, 80 cm, QC01, E16/E17z/E19/E19e/E20z	7241086	64	71				X	X	X	X	X											
Grading Bucket German Type, 100 cm, QC01, E16/E19/E19e/E20z	7241087	77	91				X		X	X	X											
Grading Bucket German Type, 120 cm, QC03, E26/E27/E27z	7200196	93	110								X	X	X									
Grading Bucket German Type, 130 cm, QC03, E34/E35z	7241292	158	191										X	X								
Grading Bucket German Type, 150 cm, QC03, E50z/E55z/E60/E57W	7192937	177	174											X	X	X				X		
Grading Bucket German Type, 180 cm, QC08, E85/E88	7241377	296	369																X	X		

BUCKET, SKELETON




Skeleton Buckets: Type of fittings depends on the coupling system.

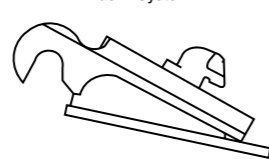
- Skeleton buckets allow sand, dried fine dirt and water to drain while capturing solid bulky material like rocks, stones, roots, and debris.
- Ideal for land clearing, landscaping and recycling applications.
- Tines are spaced between 4.7 and 5.3 cm.
- Wide range of bucket widths available to best suit your machine and ground conditions.
- Comes with Bolt-on teeth.
- Fits Pin-On, Klac™ System and German System couplers.

Description: Allows sand, dry fine dirt and water to drain while picking up solid bulky material like rocks, stones, roots, and debris. It fits Pin-On, Klac™ System and German System and has bolt-on teeth.

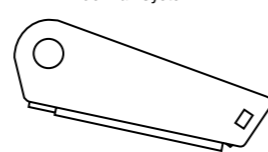
Pin-On System



Klac™ System



German System



TECHNICAL SPECIFICATIONS / COMPATIBILITY CHARTS


Description	Part Number	Weight (kg)	Tine spacing (mm)	Compact Excavators																		
				E08	E10z	E10e	E16	E17z	E19	E19e	E20z	E26	E27	E27z	E34	E35z	E50z	E55z	E60	E85	E88	E57W
Skeleton Bucket, 50 cm, Pin-On, E16/E17z/E19/E19e/E20z	7189650.P	59	49				X	X	X	X	X											
Skeleton Bucket, 60 cm, Pin-On, E16/E17z/E19/E19e/E20z	7189651.P	64	52				X	X	X	X	X											
Skeleton Bucket, 60 cm, Pin-On, E26/E27/E27z	7189653.P	85	52									X	X	X								
Skeleton Bucket, 80 cm, Pin-On, E26/E27/E27z	7189655.P	107	49									X	X	X								
Skeleton Bucket, 80 cm, Pin-On, E34/E35z	7189657.P	127	49											X	X							
Skeleton Bucket, 90 cm, Pin-On, E34/E35z	7189658.P	137	47											X	X							
Skeleton Bucket, 80 cm, Pin-On, E50z/E55z/E60	7189659.PE4	196	51												X	X	X					
Skeleton Bucket, 100 cm, Pin-On, E50z/E55z/E60	7189661.PE4	230	52												X	X	X					
Skeleton Bucket, 80 cm, Pin-On, E57W	7189659.PDH	196	51																			X
Skeleton Bucket, 90 cm, Pin-On, E57W	7189660.PDH	215	49																			X
Skeleton Bucket, 100 cm, Pin-On, E57W	7189661.PDH	230	52																			X
Skeleton Bucket, 80 cm, Pin-On, E85/E88	7189662.P	300	53																	X	X ¹	
Skeleton Bucket, 100 cm, Pin-On, E85/E88	7189664.P	353	53																	X	X ¹	
Skeleton Bucket 50cm, Klac C, E16/E17z/E19/E19e/E20z	7189650.K	60	48				X	X	X	X	X											
Skeleton Bucket 60cm, Klac C, E16/E17z/E19/E19e/E20z	7189651.K	65	52				X	X	X	X	X											

¹Pin grabber needed for E88 compatibility

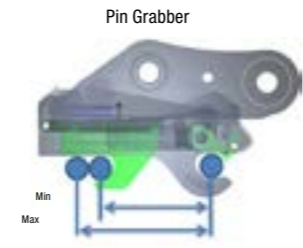
TECHNICAL SPECIFICATIONS / COMPATIBILITY CHARTS

Description	Part Number	Weight (kg)	Tine spacing (mm)	Compact Excavators																		
				E08	E10z	E10e	E16	E17z	E19	E19e	E20z	E26	E27	E27z	E34	E35z	E50z	E55z	E60	E85	E88	E57W
Skeleton Bucket 60cm, Klac D, E26/E27/E27z	7189653.K	88	52													X	X	X				
Skeleton Bucket 80cm, Klac D, E26/E27/E27z	7189655.K	109	49													X	X	X				
Skeleton Bucket 80cm, Klac D, E34/E35z	7189657.K	127	49											X	X							
Skeleton Bucket 90cm, Klac D, E34/E35z	7189658.K	139	47											X	X							
Skeleton Bucket 80cm, Klac E, E50z/E55z/E60/E57W	7189659.K	194	51														X	X	X			X
Skeleton Bucket 100cm, Klac E, E50z/E55z/E60/E57W	7189661.K	226	516														X	X	X			X
Skeleton Bucket 80cm, Klac F, E85/E88	7189662.K	299	533																	X	X	
Skeleton Bucket 100cm, Klac F, E85/E88	7189664.K	352	529																	X	X	
Skeleton Bucket, 50 cm, German System QC01, E16/E17z/E19/E19e/E20z	7189650.L	63	475					X	X	X	X	X										
Skeleton Bucket, 60 cm, German System QC01, E16/E17z/E19/E19e/E20z	7189651.L	68	522					X	X	X	X	X										
Skeleton Bucket, 60 cm, German System QC03, E26/E27/E27z	7189653.L	93	522											X	X	X						
Skeleton Bucket, 80 cm, German System QC03, E26/E27/E27z	7189655.L	114	485											X	X	X						
Skeleton Bucket, 80 cm, German System QC03, E34/E35z	7189657.L	133	485													X	X					
Skeleton Bucket, 90 cm, German System QC03, E34/E35z	7189658.L	143	473													X	X					
Skeleton Bucket, 80 cm, German System QC03, E50z/E55z/E60/E57W	7189659.L	193	508														X	X	X			X
Skeleton Bucket, 100 cm, German System QC03, E50z/E55z/E60/E57W	7189661.L	227	516														X	X	X			X
Skeleton Bucket, 80 cm, German System QC08, E85/E88	7189662.L	296	533																	X	X	
Skeleton Bucket, 100 cm, German System QC08, E85/E88	7189664.L	345	529																	X	X	

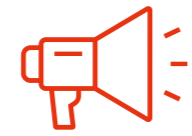
COUPLER, HYDRAULIC

Requirements	Features & Benefits
 <p>Coupler hydraulic: Includes Coupler + Hose kit</p>	<div style="display: flex;"> <div style="flex: 1;"> <p>German System Coupler</p> <ul style="list-style-type: none"> • Double locking coupler for greater safety, applying ISO 13031 norm • Hydraulically operated from the cab for quick and easy attachment changeover • Pins under constant pressure to guarantee a tight grip • Play-free locking in case of eventual pin wear • Robust, yet compact design for maximum breakout force • Maintenance-free, with few components for peace of mind • Also available with lifting hook 3-5 ton lifting capacity </div> <div style="flex: 1;"> <p>Pin Grabber</p> <ul style="list-style-type: none"> • Robust yet compact and light design increasing breakout force • Double locking system (Front and Rear) meeting ISO13031 norm • Powerful springs area activated in case of power loss. • Variable pin center to increase pin on attachments pick up • Maintenance free with few components • Reversibility is standard, without modifications required • Fast and easy installation. </div> </div>

Description: Hydraulically connected to the machine, the Bobcat Hydraulic Coupler allows you to change attachments rapidly and safely and from the comfort and security of your cab. It allows to take a variety of attachments.



TECHNICAL SPECIFICATIONS										
Description	Part Number	Attachment Pin Diameter (mm)	Minimum Pin Center (mm)	Max. Pin Center (mm)	Base Width with Calipers (mm)	Lift Eye Capacity (kg)	Weight (kg)	Control Kit Re-quired	Working Flow	First Use Installation Time
Hydraulic Quick Coupler Pin Grabber QC35	7340046	35	178	203	132	-	34	Yes	Standard	1 h
Hydraulic Quick Coupler Pin Grabber QC45	7340047	45	218	267	150	-	65	Yes	Standard	1 h
Hydraulic Quick Coupler Pin Grabber QC45	7458291	45	262	311	200	-	79	Yes	Standard	1 h

 **PINS FOR THE ATTACHMENT TO BE ORDERED SEPARATELY. PLEASE REFER TO PAGE 20**

COMPATIBILITY CHARTS		Compact Excavators																		
Description	Part Number	E08	E10z	E10e	E16	E17z	E19	E19e	E20z	E26	E27	E27z	E34	E35z	E50z	E55z	E60	E85	E88	E57W
		Hydraulic Quick Coupler Pin Grabber QC35	7340046									X	X	X	X	X				
Hydraulic Quick Coupler Pin Grabber QC45	7340047														X	X	X			
Hydraulic Quick Coupler Pin Grabber QC45*	7458291																		X	

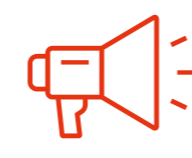
Note: Additional pins needed for using buckets with pin grabber **
* Object handling option mandatory - available as machine option

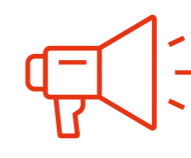
OPTIONS / ACCESSORIES		Compact Excavators																		
Description	Part Number	E08	E10z	E10e	E16	E17z	E19	E19e	E20z	E26	E27	E27z	E34	E35z	E50z	E55z	E60	E85	E88	E57W
		Hydraulic Quick Coupler Ready Kit, E26	7352649									X**								
Hydraulic Quick Coupler Ready Kit, E27/E27z	7352650										X**	X**								
Hydraulic Quick Coupler Ready Kit, E34, E35z	7247867												X**	X**						
Hydraulic Quick Coupler Ready Kit, E50z, E55z	7441794														X**	X**				
Hydraulic Quick Coupler Ready Kit, E60	7441796																X**			
Hydraulic Quick Coupler Ready Kit, E57W	7441543																			X***

*** "Hydraulic Quick Coupler Ready Kit, E57W" needed for E57W s/n B54A11001 & above and s/n B3WU13522 & above


OPTIONS / ACCESSORIES			
Coupler used	Pin**	Securing screw, hex **	Lock nut, hex **
Coupler Pin Grabber QC35	7181216 (2)	1CM1075 (2)	16DM10 (4)
Coupler Pin Grabber QC45	7143036 (2)	7CM1280 (2)	16DM12 (4)

Note: Additional pins needed for using buckets with pin grabber **

 **NOTE: "HYDRAULIC QUICK COUPLER READY" OPTION IS NEEDED! AVAILABLE AS FACTORY OPTION OR AS KIT THROUGH BOBCAT PARTS**

 **USING A COUPLER MAY MODIFY THE STABILITY AND BREAKOUT FORCE OF THE EXCAVATOR. PLEASE CONTACT YOUR BOBCAT DISTRIBUTOR OR DISTRICT MANAGER FOR MORE INFORMATION AND A LIST OF APPROVED ATTACHMENTS**

COUPLER, MECHANICAL



PINS FOR THE ATTACHMENT TO BE ORDERED SEPARATELY. PLEASE REFER TO PAGE 20

Requirements	Features & Benefits
	<p>Klac™ System</p> <ul style="list-style-type: none"> Our Klac quick-attach systems are specially designed for Bobcat compact excavators and offer a host of benefits. Dedicated compact coupler with automatic self-locking mechanism from the cab Unlocking of the attachment is made with a lever provided Easy bucket hook-with automatic centring. Wear compensation system to maximize lifetime. For the reversibility of your bucket, an adaptor bracket is available, allowing you to use your bucket as a shovel. <p>German System</p> <ul style="list-style-type: none"> Locks mechanically with automatic adjustment for reliable connection. Long lifetime with little maintenance thanks to sealed locking system. Complete range of couplers and adapters for all attachment types. <p>Mechanical Pin Grabber</p> <ul style="list-style-type: none"> Pin-on mount optimized for Bobcat excavators Lift eye facilitating transport of additional attachments around the jobsite Dedicated pick up dimensions for Bobcat attachments Dedicated release tool Design allows for reversed bucket pickup, enabling an even wider range of applications Built in safety features

Coupler: No special requirement.

Description: These manual couplers let you change attachments quickly, easily and safely. Coupler systems turn excavators into tool-carriers. You can switch between different buckets and attachments in a matter of minutes. So you can always use the right tool for the right job, maximising efficiency and productivity.

Klac™ System



German System



Mechanical Pin Grabber



ALSO AVAILABLE AS FACTORY OPTION

TECHNICAL SPECIFICATIONS

Description	Part Number	Attachment Pin Diameter (mm)	Pin Center (mm)	Lift Eye Capacity (kg)	Weight (kg)	Control Kit Required	First Use Installation Time
Coupler Pin Grabber QC30 *	7422462	30	123	1000	20	No	None
Coupler Pin Grabber QC35 *	7422463	35	200	2500	35	No	None
Coupler Pin Grabber QC45 *	7422464	45	220	4750	53	No	None
Coupler Pin Grabber QC45 *	7422465	45	262,5	4750	55	No	None
Coupler Pin Grabber QC45 *	7422466	45	291	4750	73	No	None
Coupler Pin Grabber QC45 *	7458292	45	291	4750	77	No	None

* Object handling option mandatory - available as machine option

COMPATIBILITY CHARTS

Description	Part Number	Weight (kg)	Compact Excavators																	
			E08	E10z	E10e	E16	E17z	E19	E19e	E20z	E26	E27	E27z	E34	E35z	E50z	E55z	E60	E85	E88
Coupler Klac™ System Model C	7139694	16				X	X	X	X	X										
Coupler Klac™ System Model D	7180275	24								X	X	X	X	X						
Coupler Klac™ System Model E	7190553	40													X	X	X			
Coupler Klac™ System Model E	7171766	40																		X
Coupler Klac™ System Model F	7171769	70																X		
Coupler Klac™ System Model F	7458290	70																	X	

COMPATIBILITY CHARTS

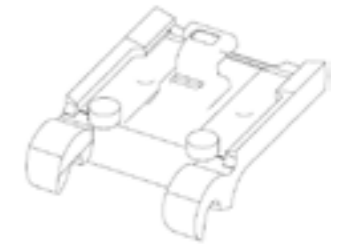
Description	Part Number	Weight (kg)	Compact Excavators																	
			E08	E10z	E10e	E16	E17z	E19	E19e	E20z	E26	E27	E27z	E34	E35z	E50z	E55z	E60	E85	E88
Coupler German System QC01 w/o lift hook	7319745	17.5				X	X	X	X	X										
Coupler German System QC03 w/o lift hook	7319746	33.8									X	X	X	X	X					
Coupler German System QC03 w/o lift hook	7319747	36.2													X	X	X			
Coupler German System QC03 w/o lift hook	7319748	37.3																		X
Coupler German System QC01 with lift hook *	7320247	18.4				X	X	X	X	X										
Coupler German System QC03 with lift hook *	7320248	35.5									X	X	X	X	X					
Coupler German System QC03 with lift hook *	7320249	38.0													X	X	X			
Coupler German System QC03 with lift hook *	7320250	39.1																		X
Coupler German System QC08 with lift hook *	7320251	74.5																X		
Coupler German System QC08 with lift hook *	7458286	76																	X	
Coupler Pin Grabber QC30*	7422462	20	X	X	X	X	X	X	X	X										
Coupler Pin Grabber QC35*	7422463	35									X	X	X	X	X					
Coupler Pin Grabber QC45*	7422464	53													X	X	X			
Coupler Pin Grabber QC45*	7422465	55																		X
Coupler Pin Grabber QC45*	7422466	73																X		
Coupler Pin Grabber QC45*	7458292	77																	X	

* Object handling option mandatory - available as machine option

OPTIONS / ACCESSORIES

Description	Part Number	Weight (kg)															
Klac™ System C Adapter Plate, Weld-on to Convert Non-Klac™ System Attachments to Klac™ System Attachments	7140427	6															
Klac™ System D Adapter Plate, Weld-on to Convert Non-Klac™ System Attachments to Klac™ System Attachments	7140428	10															
Klac™ System E Adapter Plate, Weld-on to Convert Non-Klac™ System Attachments to Klac™ System Attachments	7140429	16															
Klac™ System F Adapter Plate, Weld-on to Convert Non-Klac™ System Attachments to Klac™ System Attachments	7140430	25															

Klac™ System Adapter Plate



OPTIONS / ACCESSORIES

Description	Part Number	Weight (kg)	Compact Excavators																	
			E08	E10z	E10e	E16	E17z	E19	E19e	E20z	E26	E27	E27z	E34	E35z	E50z	E55z	E60	E85	E88
Klac™ System Reversible Adapter Model C	7207671	17				X	X	X	X	X										
Klac™ System Reversible Adapter Model D	7207672	29									X	X	X	X	X					
Klac™ System Reversible Adapter Model E	7207673	50													X	X	X			X
Klac™ System Reversible Adapter Model F	7207674	79																X	X	

OPTIONS / ACCESSORIES

Description	Part Number	Weight (kg)	Compact Excavators																	
			E08	E10z	E10e	E16	E17z	E19	E19e	E20z	E26	E27	E27z	E34	E35z	E50z	E55z	E60	E85	E88
Mechanical Pin Grabber Release Tool Kit QC30, QC35 (pack of 5)	7445841	1.35	X	X	X	X	X	X	X	X	X	X	X	X	X					



DID YOU KNOW? BOTH, THE PIN GRABBER AND THE KLAC REVERSIBLE ADAPTOR, ALLOW YOU TO REVERSE YOUR BUCKETS AND DIG CLOSE TO OR UNDER EXISTING STRUCTURES



COUPLER, MECHANICAL TILT

Requirements

Features & Benefits

1 Coupler

2 Hose Kit Adapter

- More flexibility with great working range: 90° tilting on both sides
- Compact design with low build actuator height to improve breakout force and performance
- Actuator sealed and protected against damage
- High retention forces and robust design for toughest applications
- Also available with lifting hook (3 - 5 ton)

Description: The Bobcat Mechanical Tilt Coupler allows you to change attachments mechanically and rapidly. Coupler systems turn excavators into tool-carriers, switching between different buckets and attachments in a matter of minute. It combines all the benefits of a quick coupler with a tilt actuator. So you can always use the right tool for the job, maximizing efficiency and productivity.

TECHNICAL SPECIFICATIONS

Description	Part Number	Height (mm)	Width (mm)	Length (mm)	Overall Rotation (°)	Weight (kg)	Capacity (cm ³)	Operating Pressure (bar)	Relief Pressure (bar)	Output Torque ¹ (Nm)	Holding Torque (Nm)
Mechanical Tilt Coupler, German System, TC01	7328313	397	190	342	88 - 92	35.5	239	207	225	930	2260
Mechanical Tilt Coupler, German System, TC03	7328314	467	232	373	88 - 92	66.9	623	207	225	1630	6430
Mechanical Tilt Coupler, German System, TC03	7328315	496	232	420	88 - 92	82.8	936	207	225	2600	9350
Mechanical Tilt Coupler, German System, TC03	7328316	524	259	514	88 - 92	123.8	1262	207	225	4375	14850
Mechanical Tilt Coupler, German System, TC03	7328317	544	277	503	88 - 92	124.3	1262	207	225	4375	14850
Mechanical Tilt Coupler, German System, TC01 with Lift Hook *	7328318	423	194	342	88 - 92	37.1	239	207	225	930	2260
Mechanical Tilt Coupler, German System, TC03 with Lift Hook *	7328319	483	232	397	88 - 92	68.6	623	207	225	1630	6430
Mechanical Tilt Coupler, German System, TC03 with Lift Hook *	7328320	503	232	445	88 - 92	84.5	936	207	225	2600	9350
Mechanical Tilt Coupler, German System, TC03 with Lift Hook *	7328321	560	259	534	88 - 92	125.6	1262	207	225	4375	14850
Mechanical Tilt Coupler, German System, TC03 with Lift Hook *	7328322	561	277	565	88 - 92	126.1	1262	207	225	4375	14850
Mechanical Tilt Coupler, German System, TC08 with Lift Hook *	7328323	666	318	627	88 - 92	190.6	1950	207	225	6650	20450
Mechanical Tilt Coupler, German System, TC08 with Lift Hook *	7458288	670	325	570	88-92	196	1950	207	225	6650	20450

¹at 207 bar
* Object handling option mandatory - available as machine option

- FOR E26, E27, E27Z, E34, E35Z, E50Z, E55Z, E60 AND E88, MACHINE TO BE EQUIPPED WITH AUX4 HYDRAULIC LINE FOR BEST PERFORMANCE**
- FOR M-SERIES EXCAVATORS, "ARM MOUNTED AUX2 WITH CAPS" OPTION IS NEEDED! AVAILABLE AS FACTORY OPTION OR AS KIT THROUGH BOBCAT PARTS**

COMPATIBILITY CHARTS		Compact Excavators																		
Description	Part Number	E08	E10z	E10e	E16	E17z	E19	E19e	E20z	E26	E27	E27z	E34	E35z	E50z	E55z	E60	E85	E88	E57W
		Mechanical Tilt Coupler, German System, TC01	7328313				X	X	X	X	X									
Mechanical Tilt Coupler, German System, TC03	7328314									X	X	X								
Mechanical Tilt Coupler, German System, TC03	7328315												X	X						
Mechanical Tilt Coupler, German System, TC03	7328316														X	X	X			
Mechanical Tilt Coupler, German System, TC03	7328317																			X
Mechanical Tilt Coupler, German System, TC01 with Lift Hook *	7328318				X	X	X	X	X											
1 Mechanical Tilt Coupler, German System, TC03 with Lift Hook *	7328319									X	X	X								
Mechanical Tilt Coupler, German System, TC03 with Lift Hook *	7328320												X	X						
Mechanical Tilt Coupler, German System, TC03 with Lift Hook *	7328321														X	X	X			
Mechanical Tilt Coupler, German System, TC03 with Lift Hook *	7328322																			X
Mechanical Tilt Coupler, German System, TC08 with Lift Hook *	7328323																	X		
Mechanical Tilt Coupler, German System, TC08 with Lift Hook *	7458288																		X	
Tilt Coupler Hose Kit for E16/E17z/E19/E20z	7330113				X	X	X	X	X											
Tilt Coupler Hose Kit for E26/E27/E27z/E34/E35z/E50z/E55z/E60	7330114									X	X	X	X	X	X	X	X			
2 Tilt Coupler Hose Kit for E57W/E85 Short Arm	7330115																	X		X
Tilt Coupler Hose Kit for E57W Long Arm	7330116																			X
Tilt Coupler Hose Kit for E85 Long Arm	7330117																	X		



HYDRAULIC CLAMP



Requirements	Features & Benefits
--------------	---------------------



- Retractable when not in use - No downtime.
- Pick up and move broken concrete, tree stumps and other oddly shaped objects.
- Hydraulically actuated.

ALSO AVAILABLE AS FACTORY OPTION

Hydraulic Clamp: Hose Kit included as standard. Need to order Hose Kit Extension + Clamp + Relief Kit (when not factory installed).

Description: Use this handy hydraulic clamp with a trenching bucket or 3-tine grapple to get a good grip on broken concrete, tree stumps and other oddly shaped objects. When not needed, the clamp can be completely retracted onto the inside of the dipperstick and will not interfere with normal digging activities.

TECHNICAL SPECIFICATIONS

Description	Part Number	Overall Length (mm)	Number of Teeth	Relieve Kit (Required)	Weight (kg)	Control Kit Required	Working Flow	First Use Installation Time*
Hydraulic Clamp, E16/E17z/E19/E20z, for Long Arm Machine	7248489	550	2	Factory installed	27	No	Standard	1 h
Hydraulic Clamp, E26/E27/E27z, Standard Clamp	7208880	729	2	Factory installed	54	No	Standard	1 h
Hydraulic Clamp, E26/E27/E27z, Long Clamp	7267327	789	2	Factory installed	65	No	Standard	1 h
Hydraulic Clamp, E34/E35z, Standard Clamp	7180211	729	2	Factory installed	56	No	Standard	1 h
Hydraulic Clamp, E34/E35z, Long Clamp	7180215	827	2	Factory installed	65	No	Standard	1 h
Hydraulic Clamp, E50z/E55z/E60	7439584	861	2	Factory installed	97	No	Standard	1 h
Hydraulic Clamp, E57W	7322563	861	2	Factory installed	101	No	Standard	2 h
Hydraulic Clamp, E85, Standard Clamp	7174232	1004	2	Factory installed	120	No	Standard	1 h
Hydraulic Clamp, E85, Long Clamp	7174244	1174	2	Factory installed	136	No	Standard	1 h
Hydraulic Clamp, E88	7445460	1177	2	Factory installed	126	No	Standard	1 h

*If machine is not equipped with clamp eye, 1 h extra for installation is required

COMPATIBILITY CHARTS

Description	Part Number	To Fit on System				Compact Excavators																			
		Pin-On	Kiac™ System	German System	Pin Grab	E08	E10z	E10e	E16	E17z	E19	E19e	E20z	E26	E27	E27z	E34	E35z	E50z	E55z	E60	E85	E88	E57W	
Hydraulic Clamp, E16/E17z/E19/E20z, for Long Arm Machine	7248489	X	X	X					X	X	X	X	X												
Hydraulic Clamp, E26/E27/E27z, Standard Clamp	7208880	X											X ¹	X	X										
Hydraulic Clamp, E26/E27/E27z, Long Clamp	7267327		X	X	X								X ¹	X	X										
Hydraulic Clamp, E34/E35z, Standard Clamp	7180211	X														X	X								
Hydraulic Clamp, E34/E35z, Long Clamp	7180215		X	X	X											X	X								
Hydraulic Clamp, E50z/E55z/E60	7439584	X	X	X														X	X	X					
Hydraulic Clamp, E57W	7322563	X	X	X																				X ²	
Hydraulic Clamp, E85, Standard Clamp	7174232	X		X																		X			
Hydraulic Clamp, E85, Long Clamp	7174244		X																			X			
Hydraulic Clamp, E88	7445460		X	X	X																			X	

¹Clamp mount kit needed - 7357150 **

²Clamp mount kit needed - 7015627 **

LASER EQUIPMENT



Requirements	Features & Benefits
--------------	---------------------



- Temperature compensation.
- Selectable rotation speeds.
- Grade reverse, instantaneous.
- Automatic self-levelling.
- Long range remote control.
- Planelock.
- Grade matching.
- Automatic axis alignment.

Laser Equipment: No special requirement.

Description: The laser equipment offers the most innovative features to help you get to grade faster with increased accuracy. For efficiency and productivity, change and control the functions of the transmitter with the remote, from the comfort of your cab. The Automatic Axis Alignment eliminates the need to manually align the laser to your grade hub, giving you an accurate result each time.

TECHNICAL SPECIFICATIONS

Description	Part Number	Type	Radio Remote	Temperature Compensation	Auto Axis Alignment	Range (Diameter)	Accuracy	Weight (kg)	Control Kit Required	First Use Installation Time
Laser Transmitter, Dual Slope, GL722*	6680073	Dual Slope	Yes	Yes	Yes	900 m	4.6 arc sec	8.5	No	None



COMPATIBILITY CHARTS

Description	Part Number	Compact Excavators																		
		E08	E10z	E10e	E16	E17z	E19	E19e	E20z	E26	E27	E27z	E34	E35z	E50z	E55z	E60	E85	E88	E57W
Laser Transmitter, Dual Slope, GL722 *	6680073	X	X	X	X	X	X	X	X	X	X	X	X	X	X	X	X	X	X	X

* Tripod needed for accurate depth control. See in Accessories.

OPTIONS / ACCESSORIES

Description	Part Number	Weight (kg)
Tripod	6688806	6

PLATE COMPACTOR



Requirements	Features & Benefits
<ol style="list-style-type: none"> 1 Hose Kit 2 Fixing Cap 3 Plate Compactor 	<ul style="list-style-type: none"> • Better compaction than hand-held compactors • Operator comfort is better vs. hand-held models • Compact hard to reach areas – trenches/slopes • 4 outboard shock mounts: • Distribute vibration evenly • Helps keep compactor level • Increases stability • Improves compaction efficiency, extends component life

Plate compactor: Needs hose kit + fixing cap + plate compactor

Description: Mounted at the end of the excavator boom, the plate compactor can reach the bottom of trenches. This tool can also drive piles when building retaining walls. This attachment allows you to quickly handle a project requiring compaction with no need for a laborer in the trench with a hand-operated compactor. It is an alternative to a walk behind unit or remote-controlled roller compactors.

TECHNICAL SPECIFICATIONS

Description	Part Number	Width (mm)	Centrifugal force (kN)	Min. flow (l/min)	Frequency (vib/min)	Weight (kg)	Control Kit Required	Working Flow	First Use Installation Time
PCF34 Plate Compactor	7211623	476	15.4	49	2100	216	No	Standard	1.5 h
PCF64 Plate Compactor	7210256	570	28.5	49	2000	388	No	Standard	1.5 h

COMPATIBILITY CHARTS

Description	Part Number	Compact Excavators																		
		E08	E10z	E10e	E16	E17z	E19	E19e	E20z	E26	E27	E27z	E34	E35z	E50z	E55z	E60	E85	E88	E57W
Hose Kit for Long Arm Machine	7217834												X	X	X	X				
1 Hose Kit E50z, E55z, E60, E57W	7217835												X	X	X	X	X			
Hose Kit	7217836																	X	X	
Fixing cap, Pin On	7198350												X	X						
Fixing cap, Klac D	7326847												X	X						
Fixing cap, German System QC03	7198351												X	X	X	X	X			X
Fixing cap, Pin On	7316692														X	X	X			
2 Fixing cap, Pin On	7318520																			X
Fixing cap, Klac E	7316694														X	X	X			X
Fixing cap, Pin On	7361092																	X	X	
Fixing cap, Klac F	7318949																	X	X	
Fixing cap, German System QC08	7316698																	X	X	
3 PCF34 Plate Compactor	7211623												X	X	X	X	X			
PCF64 Plate Compactor	7210256																	X	X	

*Pin grabber needed for E88 compatibility



ATTACHMENT: SUPERCHARGER

CHARGE UP YOUR ELECTRIC EXCAVATORS WITH THIS SUPERCHARGER

- ▶ Designed to accommodate different battery types.
- ▶ For ease of use, it can be used as a portable power supply.
- ▶ Ideal for machines that need fast charging and increased battery life cycle.

SUPERCHARGER



Requirements	Features & Benefits
--------------	---------------------



SuperCharger: No special requirements.

- Stainless steel housing prevents corrosion in outdoor applications
- Ventilation ports to avoid overheating
- Microprocessor for various device connections and battery types
- Memory accommodates 1000 charging cycles and secures them, giving a complete analysis of the battery behavior and the respective usage
- Adjustments can be made in the programmable display - battery type, charging profile and battery capacity
- Portable and compact design makes moving it around the jobsites effortless

Description: An electric charger optimized for your new E10e and E19e. Thanks to the precise engineering design with our Bobcat electric excavators in mind, this charger offers optimized charge time while meeting all the machines' requirements for increased battery life.

TECHNICAL SPECIFICATIONS

Description	Part Number	Input Voltage (VAC)	Input Frequency (Hz)	Output Voltage (VDC - Nominal)	Output Voltage Accuracy (%)	Cord length (m)	Connector (output)	Connector (input)	Operating temperature (° C)	Weight (kg)
SuperCharger	7354436	400	50 - 60	48	± 0.5	3	SBX175	3P + N + PE	-30 to +70	80




COMPATIBILITY CHARTS

Description	Part Number	Compact Excavators																			
		E08	E10z	E10e	E16	E17z	E19	E19e	E20z	E26	E27	E27z	E34	E35z	E50z	E55z	E60	E85	E88	E57W	
SuperCharger	7354436			X				X													



TRENCHER



Requirements	Features & Benefits
<div style="display: flex; justify-content: space-around;"> <div style="text-align: center;">  <p>1</p> </div> <div style="text-align: center;">  <p>2</p> </div> <div style="text-align: center;">  <p>3</p> </div> </div>	<ul style="list-style-type: none"> • Robust, spring-loaded crumpler that maintains constant contact with the trench floor. • Powerful planetary drive resulting in high torque and high-power output. • Adjustable skid foot features up to 4 preset digging depths. • Mechanical side-shift feature allows digging close to permanent structures. • Possible to remove the auger to get even closer. • No greasing required featuring sealed and self-lubricating components • 3 years warranty on gearbox and 2 years warranty on motor.

Description: The new trencher design guarantees a perfectly consistent digging depth for uniform pipe and cable installation while efficiently crumbling the spoil for easy compaction and a stable foundation. Digging depth from 45cm to 1.5m.

TECHNICAL SPECIFICATIONS

Description	Part Number	Flow (l/min)	Digging Depth (mm)	Trench width * (mm)	Boom Length (mm)	Max. Operating Pressure (bar)	Weight (kg)	Control Kit Required	Working Flow	First Use Installation Time
Trencher LT90	46931817	38-90	450-900	100-150-200	1050	240	218	No	Std	0.5 h
Trencher LT90 HD	46931818	50-95	600-900	100-150-200	1050	240	282	No	Std	0.5 h
Trencher LT120	46931819	60-115	600-1200	150-200-250-300	1600	240	445	No	Std	0.5 h

* all models of Trenchers come with 150mm HD Chain as standard, with other sizes available as additional option.

COMPATIBILITY CHARTS

Description	Part Number	Compact Excavators																			
		E08	E10z	E10e	E16	E17z	E19	E19e	E20z	E26	E27	E27z	E34	E35z	E50z	E55z	E60	E85	E88	E57W	
Fixing Cap, LT90, LT90HD, Pin-On	7180227								X	X	X	X	X								
Fixing Cap, LT90, LT90HD, Klac™ System D	7326810								X	X	X	X	X								
Fixing Cap, LT90, LT90HD, LT120, German System QC03	7172892								X	X	X	X	X	X	X	X					
1 Fixing Cap, LT90HD, LT120, Pin-On	7192796														X	X	X				
Fixing Cap, LT90HD, LT120, Klac™ System E	7326846														X	X	X				
Fixing Cap, LT120, Pin-On	7322199																			X	
Fixing Cap, LT120, Klac™ System F	7326843																			X	
Fixing Cap, LT120, German System QC08	7172893																			X	
2 Trencher LT90	46931817								X	X	X	X	X								
Trencher LT90HD	46931818								X	X	X	X	X	X	X	X	X				
Trencher LT120	46931819																X	X	X		

COMPATIBILITY CHARTS

Description	Part Number	LT90	LT90 HD	LT120
HD Chain, 100mm, LT90, LT90 HD	46968597	X	X	
HD Chain, 200mm, LT90, LT90 HD	46968599	X	X	
HD Chain, 200mm, LT120, LT120 HD	46968601			X
4 HD Chain, 250mm, LT120, LT120 HD	46968602			X
RC Chain, 150mm, LT90, LT90 HD	46980442	X	X	
RC Chain, 150mm, LT120, LT120 HD	46980443			X
RC Chain, 300mm, LT120, LT120 HD	46980444			X

Compatibility of trencher chains are dependent on selection of trencher model.




TO GUARANTEE OPTIMAL PERFORMANCE, OPTIONAL CHAINS ARE PAIRED WITH A SCRAPER SHOE THAT PERFECTLY MATCHES THE CHAIN WIDTH, ENSURING A CLEAN AND EFFICIENT TRENCH EVERY TIME.

HD Chains

RC Chains





COMPACT LOADERS

BOBCAT LOADER + BOB-TACH™ = A WINNING COMBINATION

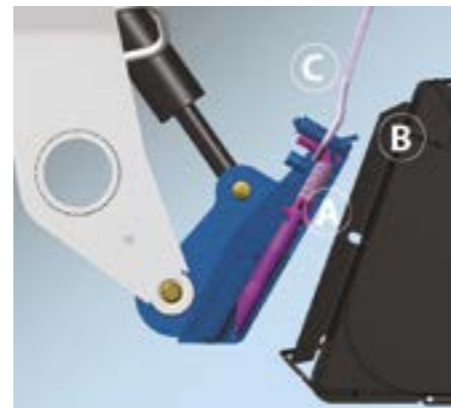
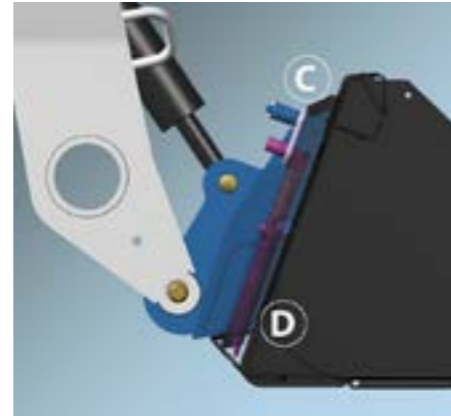

Thanks to 75 hard-working, job-matched attachments, your Bobcat loader is truly cost effective. Each attachment is designed and manufactured to fit perfectly with the base machine for optimum job performance, dependability and durability. That's real value. That's the Bobcat Attachment Advantage.

► THE BOB-TACH™ SYSTEM FOR FAST, SECURE ATTACHMENT CHANGES

Bobcat attachments are secured using the Bob-Tach™ coupler – copied by many, never equalled. The Bob-Tach™ system for fast, secure attachment changes. Thanks to its unique and simple design, you can replace a bucket with pallet forks, a landscape rake, a backhoe, or a sweeper within minutes using the Bob-Tach™ mounting system.

The Power Bob-Tach is a hydraulic version enabling you to connect and disconnect an attachment from the comfort of your cab. In EMEA, we have over 200 Bobcat Dealers and 148 Bobcat Sub-dealers at your service.

► EXCLUSIVE BOB-TACH™ SYSTEM (BT)



Bob-Tach™ frame (A) moves into attachment flange (B); handle (C) pushes down easily, pressing wedge (D) through frame and attachment hole for solid connection.

► CHANGE ATTACHMENTS WHILE SITTING COMFORTABLY

The Bob-Tach™ mounting system allows you to change attachments quickly while working on-site. And, with the optional Power Bob-Tach™, you can change non-hydraulic attachments without even Exclusive Bob-Tach™ System (BT) leaving the cab. Activated by a switch in the centre panel, the Power Bob-Tach™ levers can be raised and lowered hydraulically, increasing the versatility and productivity of all Bobcat compact loaders.



QUICK COUPLERS — WITH PRESSURE RELEASE



▶ QUICK COUPLERS (WITH PRESSURE RELEASE)

This unique design ensures that hydraulic attachment changes go quickly and smoothly. But trapped line pressure can make attachment changes anything but quick.

So Bobcat loaders come with a handy feature to release trapped pressure. By simply pushing the coupler inward, the hydraulic oil is released through a return line back into the machine. The result: clean, quick attachment changes, time after time.



USE ONLY BOBCAT GENUINE LUBRICANTS FOR OPTIMUM PERFORMANCE



ATTACHMENT: SUPER FLOW 8X LOADERS

INCREASE YOUR PRODUCTIVITY UP TO 15-20% WITH THE SUPER FLOW 8X LOADERS


- ▶ The Super Flow option increases hydraulic efficiency and auxiliary performance to 159 l/min @ 28 MPa
- ▶ This new flow technology will change your loader into the most powerful carrier
- ▶ Super Flow increases your performance in forestry, snow removal, and road maintenance applications.
- ▶ The 8X loaders have a new 5-coupler block allowing the use of larger 3/4" quick coupler connectors for increased efficiency and performance
- ▶ Try now with our forestry cutters and self-levelling planers!

MORE INFO ON WWW.BOBCAT.COM

ANGLE BROOM



Requirements	Features & Benefits
--------------	---------------------



Angle Broom: Loader must be equipped with an Attachment Control Kit.

- Sweep flush to a curb or wall on right side.
- Adjust the broom angle with fingertip controls on a cab-mounted attachment control kit (sold separately).
- High-torque motor for heavy material.
- Proven, replaceable wafer bristles.
- Polypropylene bristle material for long life.
- Reversible rotation for models 173 cm and 213 cm.

Description: Dirt, dried mud, light snow and other debris are quickly and efficiently swept away with this hydraulically driven attachment. Whether you're sweeping driveways, farmyards or warehouses, you can depend on the angle broom to get the job done right.

TECHNICAL SPECIFICATIONS

Description	Part Number	Sweeping Width (mm)	Sweeping Width Fully Angled (mm)	Brush Diameter (mm)	Number of Bristle Sections (zigzag - straight)	Degree of Angle	Flow Range (l/min)	Weight (kg)	Control Kit Required	Working Flow	First Use Installation Time
Angle Broom, Reversible, 132 cm (ACD) ¹	M7043*4891347	1308	1200 @ 25°	660	27 - 0	± 25° (hydr. cyl.)	34 - 45	161	Yes	Standard / High Flow	None
Angle Broom, Reversible, 173 cm (ACD)	7337703	1727	1600 @ 25°	813	34 - 2	± 25° (hydr. cyl.)	30 - 121	390	Yes	Standard / High Flow	None
Angle Broom, Reversible, 213 cm (ACD)	7337715	2134	1956 @ 25°	813	44 - 2	± 25° (hydr. cyl.)	57 - 106	428	Yes	Standard / High Flow	None

¹coming standard with 14-Pin – when used on loaders equipped with a 7-Pin Attachment Control Kit, a 7-Pin Attachment T-Harness Kit is required - 7413216 **

COMPATIBILITY CHARTS

Description	Part Number	Compact Track Loaders								Skid-Steer Loaders													
		MT100	MT120	T450	T590/H	T66/H	T76/H	T770/H	T86/H/S	S70	S100	S450	S510/H	S530/H	S550/H	S590/H	S66/H	S630/H	S650/H	S76/H	S770/H	S86/H/S	
Angle Broom, Reversible, 132 cm (ACD) ¹	M7043*4891347	X	X							X													
1 Angle Broom, Reversible, 173 cm (ACD)	7337703			X	X	X	X	X		X	X	X	X	X	X	X	X	X	X	X	X	X	
Angle Broom, Reversible, 213 cm (ACD)	7337715				X	X	X	X	X			X	X	X	X	X	X	X	X	X	X	X	
Note: 7-Pin Attachment Control Kit is installed as standard on High Flow (H) machines.																							
7-Pin Attachment Control Kit **	6733142									X													
2 7-Pin Attachment Control Kit **	7229102			X							X												
7-Pin Attachment Control Kit **	7128426				X	X		X			X	X	X	X		X	X			X			
7-Pin Attachment Control Kit **	7392835					X	X								X					X			

OPTIONS / ACCESSORIES


Description	Part Number	Compact Track Loaders								Skid-Steer Loaders													
		MT100	MT120	T450	T590/H	T66/H	T650/H	T76/H	T770/H	T86/H/S	S70	S100	S450	S510/H	S530/H	S550/H	S590/H	S66/H	S630/H	S650/H	S76/H	S770/H	S86/H/S
Spray Nozzle Kit **	7113709			X	X	X	X	X	X	X	X	X	X	X	X	X	X	X	X	X	X	X	X

WHEN NOT USED, PUT IT ON THE STANDS TO PREVENT BRISTLES DAMAGE

AUGER



Requirements	Features & Benefits
--------------	---------------------



- Top Mounted Hose Ports provides unobstructed operation
- A compact drive housing allows the entire drive unit to follow the bit into the hole, adding an extra foot more dig depth than a standard drive unit.
- LH Auger drives come with an innovative LED alignment system.
- Robust and efficient compact high torque planetary gear system.
- No case drain required.
- Wide range of auger bits available.
- Extreme duty shaft locking system.
- 3 year warranty on motor and 5 year warranty on gearbox.

Description: Speed and perfect vertical accuracy are what you get with this high-torque, heavy-duty hydraulic auger. The entire drive unit follows the bit into the hole, adding a foot of extra dig depth than a standard unit. This is the ideal tool for drilling holes for posts, piers, poles and trees in all kinds of soil conditions. Match your drilling needs precisely with our extensive range of bits, available in standard and heavy-duty configurations, and various widths.

TECHNICAL SPECIFICATIONS


Description	Part Number	Flow (l/min)	Output Shaft	Max. Operating Pressure (bar)	Weight (kg)	Control Kit Required	Working Flow	First Use Installation Time
Auger 11H	46931812	30-50	2" HEX	120	45	No	Std	0.5 h
Auger 28H	46931813	35-115	2" HEX	120	57	No	Std	0.5 h
Auger 28LH	46931814	35-115	2" HEX	120	57	No	Std	0.5 h
Auger 33H	46931815	71-115	2.5" HEX	120	89	No	Std / HF	0.5 h
Auger 55LH	46931816	60-200	2.5" HEX	120	149	No	Std / HF	0.5 h

COMPATIBILITY CHARTS

Description	Part Number	Compact Track Loaders								Skid-Steer Loaders												
		MT100	MT120	T450	T590/H	T66/H	T76/H	T770/H	T86/H/S	S70	S100	S450	S510/H	S530/H	S550/H	S590/H	S66/H	S630/H	S650/H	S76/H	S770/H	S86/H/S
1 Mini Bob-tach Frame	46961689	X	X							X												
Standard Bob-tach Frame	46961690			X	X	X	X	X	X	X	X	X	X	X	X	X	X	X	X	X	X	X
Auger 11H	46931812	X	X							X	X											
Auger 28H	46931813	X	X	X	X	X	X			X	X	X	X	X	X	X	X	X	X	X	X	
3 Auger 28LH	46931814	X	X	X	X	X	X			X	X	X	X	X	X	X	X	X	X	X	X	
Auger 33H	46931815			X	X	X	X	X	X		X	X	X	X	X	X	X	X	X	X	X	X
Auger 55LH	46931816				X	X	X	X	X		X	X	X	X	X	X	X	X	X	X	X	X



COMPATIBILITY CHARTS									
	Description	Part Number	11H	28H	28LH	33H	55LH	Weight	
2	Frame Hitch, 11H, 28H, 28LH, 33H	46961691	X	X	X	X		34kg	
	Frame Hitch, 55LH	46961692					X	48kg	
	Auger Bit, 2" HEX, STD, 15cm	46955271	X	X	X			17 kg	
	Auger Bit, 2" HEX, STD, 23cm	46955272	X	X	X			26 kg	
	Auger Bit, 2" HEX, STD, 30cm	46955273	X	X	X			35 kg	
	Auger Bit, 2" HEX, STD, 40cm	46955274	X	X	X			39 kg	
	Auger Bit, 2" HEX, STD, 45cm	46955275	X	X	X			44 kg	
	Auger Bit, 2" HEX, STD, 60cm	46955276	X	X	X			60 kg	
	Auger Bit, 2" HEX, STD, 75cm	46955277	X	X	X			71 kg	
	Auger Bit, 2" HEX, HD, 15cm	46955285	X	X	X			16 kg	
	Auger Bit, 2" HEX, HD, 23cm	46955286	X	X	X			30 kg	
	Auger Bit, 2" HEX, HD, 30cm	46955287	X	X	X			39 kg	
	Auger Bit, 2" HEX, HD, 40cm	46955288	X	X	X			46 kg	
	Auger Bit, 2" HEX, HD, 45cm	46955289	X	X	X			54 kg	
	Auger Bit, 2" HEX, HD, 60cm	46955290	X	X	X			71 kg	
	4	Auger Bit, 2.5" HEX, STD, 23cm	46955278				X	X	26 kg
Auger Bit, 2.5" HEX, STD, 30cm		46955279				X	X	52 kg	
Auger Bit, 2.5" HEX, STD, 40cm		46955280				X	X	60 kg	
Auger Bit, 2.5" HEX, STD, 45cm		46955281				X	X	67 kg	
Auger Bit, 2.5" HEX, STD, 60cm		46955282				X	X	85 kg	
Auger Bit, 2.5" HEX, STD, 75cm		46955283				X	X	121 kg	
Auger Bit, 2.5" HEX, STD, 90cm		46955284				X	X	143 kg	
Auger Bit, 2.5" HEX, HD, 23cm		46955292				X	X	28 kg	
Auger Bit, 2.5" HEX, HD, 30cm		46955293				X	X	54 kg	
Auger Bit, 2.5" HEX, HD, 40cm		46955294				X	X	61 kg	
	Auger Bit, 2.5" HEX, HD, 45cm	46955295				X	X	69 kg	
	Auger Bit, 2.5" HEX, HD, 60cm	46955296				X	X	86 kg	
	Auger Bit, 2.5" HEX, HD, 75cm	46955297				X	X	127 kg	
	Auger Bit, 2.5" HEX, HD, 90cm	46955298				X	X	159 kg	
	5	Extension, 11H, 28H, 28LH, 50cm	46958016	X	X	X			12 kg
		Extension, 11H, 28H, 28LH, 100cm	46958017	X	X	X			18 kg
Extension, 33H, 55LH, 100cm		46958018				X	X	31 kg	
	Extension, 33H, 55LH, 150cm	46958019				X	X	21 kg	



OLD GENERATION 2" HEX BITS CAN DIRECTLY BE CONNECTED TO NEW 2" HEX AUGER DRIVES WHILE AN ADAPTOR IS REQUIRED FOR COMPATIBILITY WITH ROUND AUGER BITS FROM PREVIOUS GENERATION.

- 46958020** ROUND BITS (65MM) --> 2" HEX SHAFT DRIVE
- 46958021** ROUND SHAFT DRIVE (65MM) --> 2" HEX BIT



ATTACHMENT: BACKHOE ATTACHMENTS

CONVERT YOUR LOADER INTO A POWERFUL EXCAVATOR WITH OUR NEW GENERATION OF BACKHOE ATTACHMENTS

- ▶ Double acting auxiliary line as standard on the V (Versatile) models – enabling the use of hydraulic attachments
- ▶ Klac™ coupling as standard on V models
- ▶ Dedicated bucket offering for S (Standard) models
- ▶ Lighter than previous model, providing greater stability
- ▶ Hoses inside the boom and arm to extend the attachment's lifetime
- ▶ Safety features on stabilizers and control box

Learn more on page 70.

MORE INFO ON WWW.BOBCAT.COM

BACKHOE

Requirements
Features & Benefits

Mounting Kit	Backhoe	Tools	Option
1	2	3	4
1	2	3	4

Backhoe: Need to order Loader Mounting kit + Backhoe + Tool.

- Double acting auxiliary line as standard on the V (Versatile) models –enabling the use of hydraulic attachments
- Klac™ coupling as standard on V models
- Dedicated bucket offering for S (Standard) models
- Lighter than previous model, providing greater stability
- Hoses inside the boom and arm increase the attachment's lifetime
- Safety features on stabilizers and control box
- Note: Mounting kits is required based on model.

Description: Transform your Bobcat loader into a powerful, efficient, and versatile excavator with a Bobcat backhoe. This attachment makes your excavating loader the perfect partner for landscaping and nursery work, sewage systems and septic tanks, water and power lines and many other jobs.

TECHNICAL SPECIFICATIONS										
Description	Part Number	Digging Depth (mm)	Bucket Cylinder Force (daN)	Arm Cylinder Force (daN)	Digging Reach (mm)	Hook-up System	Weight (kg)	Control Kit Required	Working Flow	First Use Installation Time
Backhoe, B32V	7396283	3095	1600	1134	3927	Klac™	735	No	Standard	None
Backhoe, B35V	7400303	3332	1600	1480	4057	Klac™	820	No	Standard	None
Backhoe, B32S *	7416547	2998	1600	1134	3830	Pin-on *	710	No	Standard	None
Backhoe, B35S *	7416552	3235	1600	1480	3960	Pin-on *	795	No	Standard	None

COMPATIBILITY CHARTS																							
Description	Part Number	Compact Track Loaders								Skid-Steer Loaders													
		MT100	MT120	T450	T590/H	T66/H	T76/H	T770/H	T86/H/S	S70	S100	S450	S510/H	S530/H	S550/H	S590/H	S66/H	S630/H	S650/H	S76/H	S770/H	S86/H/S	
1 Loader Mounting Kit, B32V, B32S - 400 Series	7403190			X							X												
1 Loader Mounting Kit, B32V, B32S - 500 Series	7403191				X						X	X	X	X									
1 Loader Mounting Kit, B35V, B35S - 600 Series	7403192															X	X						
1 Loader Mounting Kit, B35V, B35S - 700 Series	7403193																					X	
2 Backhoe, B32V	7396283			X	X						X	X	X	X	X								
2 Backhoe, B35V	7400303															X	X					X	
2 Backhoe, B32S *	7416547			X	X						X	X	X	X	X								
2 Backhoe, B35S *	7416552															X	X					X	

COMPATIBILITY CHARTS							
Description	Part Number	Weight (kg)	Capacity (l)	Backhoe B32V	Backhoe B35V	Backhoe B32S	Backhoe B35S
3 Breaker HB680 **	46913648	150	-	X	X		
3 Clay Spade Bucket, 25 cm, Klac™, System D	7195717.K	50	-	X	X		
3 Clay Spade Bucket, 30 cm, Klac™, System D	7195728.K	54	-	X	X		
3 Clay Spade Bucket, 35 cm, Klac™, System D	7195731.K	57	-	X	X		
3 Clay Spade Bucket, 40 cm, Klac™, System D	7196097.K	60	-	X	X		

* S-models available with dedicated pin-on style coupling.
 For compatible buckets, please refer to the compatibility chart.
 ** Fixing cap, hose kit & accessories are also required for installation.
 Please refer to the Auger & Breaker pages in the catalogue for further details.



COMPATIBILITY CHARTS							
Description	Part Number	Weight (kg)	Capacity (l)	Backhoe B32V	Backhoe B35V	Backhoe B32S *	Backhoe B35S *
Grading Bucket, STD, 120 cm, Klac™, System D	7143789	112	105	X	X		
Grading Bucket, STD, 140 cm, Klac™, System D	7138642	129	129	X	X		
Digging Bucket, STD, 23 cm, Klac™, System D	7150069	48	27	X	X		
Digging Bucket, STD, 30 cm, Klac™, System D	7138637	54	43	X	X		
Digging Bucket, STD, 40 cm, Klac™, System D	7138638	60	61	X	X		
Digging Bucket, STD, 50 cm, Klac™, System D	7138639	67	81	X	X		
Digging Bucket, STD, 60 cm, Klac™, System D	7138640	71	100	X	X		
Digging Bucket, STD, 70 cm, Klac™, System D	7138641	78	119	X	X		
Digging Bucket, STD, 80 cm, Klac™, System D	7150071	85	136	X	X		
Digging Bucket, HD, 30 cm, Klac™, System D	7235042.K	59	40	X	X		
3 Digging Bucket, HD, 40 cm, Klac™, System D	7235054.K	69	60	X	X		
3 Digging Bucket, HD, 50 cm, Klac™, System D	7235058.K	78	80	X	X		
3 Digging Bucket, HD, 60 cm, Klac™, System D	7235060.K	89	100	X	X		
3 Digging Bucket, HD, 75 cm, Klac™, System D	7235094.K	104	131	X	X		
3 Digging Bucket, HD, 80 cm, Klac™, System D	7235064.K	109	140	X	X		
Skeleton Bucket, 70 cm, Klac™, System D	7189656.K	115	-	X	X		
Skeleton Bucket, 80 cm, Klac™, System D	7189657.K	127	-	X	X		
Skeleton Bucket, 90 cm, Klac™, System D	7189658.K	139	-	X	X		
Tilt Bucket, 120 cm, Klac™, System D	7184278.K	179	139	X	X		
Digging Bucket, STD, 30 cm	7423374	39	32			X	X
Digging Bucket, STD, 45 cm	7423375	49	47			X	X
Digging Bucket, STD, 60 cm	7423376	59	78			X	X


OPTIONS / ACCESSORIES																						
Description	Part Number	Compact Track Loaders								Skid-Steer Loaders												
		MT100	MT120	T450	T590/H	T66/H	T76/H	T770/H	T86/H/S	S70	S100	S450	S510/H	S530/H	S550/H	S590/H	S66/H	S630/H	S650/H	S76/H	S770/H	S86/H/S
Rear Stabilizers Mounting Kit	7152508			X	X						X	X	X	X	X		X	X				
Rear Stabilizers Mounting Kit	7152512														X							X
Rear Stabilizers	6811449 **			X	X				X	X				X	X	X	X	X	X	X	X	X

OPTIONS / ACCESSORIES		
Description	Part Number	Weight
Rear Auxiliary Line Kit 400 Series **	7249869	35
Rear Auxiliary Line Kit 500 Series **	7229294	35
Rear Auxiliary Line Kit 600 Series **	7231436	45
Rear Auxiliary Line Kit 700 Series **	7220912	55

BALE FORK



Requirements	Features & Benefits
--------------	---------------------



- The two spikes can stabilise the load.
- The bale forks mount very quickly to the Bobcat® pallet fork frame attachments.
- In between spacing can be easily adjusted.

Bale Fork: Need Mounting Frame and Forks.

Description: The pair of small diameter forks offer benefits over a single fork. They stabilise the load by balancing round bales and securing uneven bales.

TECHNICAL SPECIFICATIONS

Description	Part Number	Frame Width (cm)	Frame Weight (kg)	Control Kit Required	Working Flow	First Use Installation Time
Pallet Fork Frame, Standard Duty	7297499.T	114.5	55	No	Standard	0.25 h
Pallet Fork Frame, Heavy Duty	7294305.T	114.5	69	No	Standard	0.25 h
Pallet Fork Frame, Severe Duty	7294332.T	130.7	103	No	Standard	0.25 h

COMPATIBILITY CHARTS

Description	Part Number	Compact Track Loaders								Skid-Steer Loaders													
		MT100	MT120	T450	T590/H	T66/H	T76/H	T770/H	T86/H/S	S70	S100	S450	S510/H	S530/H	S550/H	S590/H	S66/H	S630/H	S650/H	S76/H	S770/H	S86/H/S	
1 Pallet Fork Frame, Standard Duty	7297499.T			X	X	X	X	X		X	X	X	X	X	X	X	X	X	X	X	X	X	X
1 Pallet Fork Frame, Heavy Duty	7294305.T			X	X	X	X	X			X	X	X	X	X	X	X	X	X	X	X	X	X
1 Pallet Fork Frame, Severe Duty	7294332.T			X	X	X	X	X			X	X	X	X	X	X	X	X	X	X	X	X	X
2 Bale Forks, Set of 2	6815781			X	X	X	X	X		X	X	X	X	X	X	X	X	X	X	X	X	X	X

BOX BLADE



Requirements	Features & Benefits
--------------	---------------------



- Designed for precise grading.
- Available with a fully integrated laser ready control system (must also order receiver).
- Operated with switches mounted on the loader's steering levers.
- Reversible cutting edge.
- Grading width of 214 cm.
- Comes standard with foam-filled tyres for added flotation.

Box Blade:
For operation on the 6906676, a harness - 7426875 ** and jumper harness - 7426835 ** is required.

Description: The laser box blade is designed for precise grading and has a grade accuracy of 6 mm. The box blade without laser is intended for rough grading and landscaping applications. Both heavy duty box blades have a 214 cm grading width and a reversible cutting edge for longer life.

TECHNICAL SPECIFICATIONS

Description	Part Number	Width (mm)	Blade Width Fully Angled (mm)	Blade Cutting Edge (reversible) (mm)	Grade Accuracy with Laser (mm)	Weight (kg)	Control Kit Required	Working Flow	First Use Installation Time
Box Blade, 214 cm	6906574	2140	2134	12.7 × 152	-	463	No	Standard	0.25 h
Box Blade, 214 cm, with Laser Mounting	6906676	2140	2134	12.7 × 152	± 6	481	Yes	Standard	0.25 h

COMPATIBILITY CHARTS

Description	Part Number	Compact Track Loaders								Skid-Steer Loaders													
		MT100	MT120	T450	T590/H	T66/H	T76/H	T770/H	T86/H/S	S70	S100	S450	S510/H	S530/H	S550/H	S590/H	S66/H	S630/H	S650/H	S76/H	S770/H	S86/H/S	
1 Box Blade, 214 cm	6906574			X	X	X	X					X	X	X	X	X	X	X	X	X	X	X	
1 Box Blade, 214 cm, with Laser Mounting * Laser Receiver, LR410	6906676 7436330			X	X	X	X					X	X	X	X	X	X	X	X	X	X	X	
Note: 7-Pin Attachment Control Kit is installed as standard on High Flow (H) machines.																							
2 7-Pin Attachment Control Kit **	7128426				X							X	X	X	X		X	X			X		
2 7-Pin Attachment Control Kit **	7392835					X	X									X				X			
2 7-Pin Attachment Control Kit **	7229102			X							X												
2 7-Pin Attachment Control Kit **	7446894								X													X	

* Harnesses (7426875** and 7426835**) are required for operation


OPTIONS / ACCESSORIES

Description	Part Number
Laser Transmitter, Dual Slope, Trimble GL722	6680073
Laser Receiver, LR410	7436330
Tripod	6688806

BOX BLADE, HD



Requirements	Features & Benefits
--------------	---------------------



HD Box Blade: Loader must be equipped with an Attachment Control Kit.

- Wheels at the rear enable operation in tight spaces while also improving travel and stability.
- Dual-sided cutting edge allows the operator to push or pull material in either direction. Operating in reverse covers tracks for a smooth finish.
- The blade can tilt up to 20 cm to better maneuver the material loads and side angles.
- Built to last - high quality standard, rugged finish.
- Plug & Play – integrated Bobcat solution, can be installed on Bobcat loaders within a minute.
- Bolt-on cutting edges - hardened steel, removable, replaceable, and adjustable providing a long product life.
- Compatible with 2D and 3D grading solutions.

Description: The HD Box Blade is intended for rough grading operation, with the use of compatible laser receivers, you can achieve precision grading. Level ground effortlessly for surface preparation jobs, car parks, or landscaping projects. With its compact design you can also grade in corners, around pillars or walls easily.

TECHNICAL SPECIFICATIONS

Description	Part Number	Width (mm)	Max Oscillation Angle	Max Depth Below Grade (mm)	Max Height Above Grade (mm)	Weight (kg)	Control Kit Required	Working Flow
HD Box Blade	7357063	2134	±8°	107	224	628	Yes	Standard

COMPATIBILITY CHARTS

Description	Part Number	Compact Track Loaders								Skid-Steer Loaders													
		MT100	MT120	T450	T590/H	T66/H	T76/H	T770/H	T86/H/S	S70	S100	S450	S510/H	S530/H	S550/H	S590/H	S66/H	S630/H	S650/H	S76/H	S770/H	S86/H/S	
1 HD Box Blade	7357063				X	X	X	X	X						X	X	X	X	X	X	X	X	X
Note: 7-Pin Attachment Control Kit is installed as standard on High Flow (H) machines.																							
2 7-Pin Attachment Control Kit **	7128426				X			X					X	X	X	X		X	X		X		
7-Pin Attachment Control Kit **	7392835					X	X									X				X			
7-Pin Attachment Control Kit **	7446894							X														X	

OPTIONS / ACCESSORIES

Description	Part Number
Laser Transmitter, Dual Slope, Trimble GL722	6680073
Laser Receiver, LR410	7436330
LR410 Mount Receiver Kit for HD Box Blade	7436108
Tripod	6688806


Note: For laser grading application two LR410 receivers are needed.



BREAKER



Requirements	Features & Benefits
--------------	---------------------



Breaker includes: Nail Point, fixing cap bolts, gauge tool and hose protector. Special Application Kit must be installed on the machine.

- The cylindrical design improves access to jobs in confined areas, providing accurate attachment operation in more operating environments.
- Upper and lower shock absorbers isolate the breaker from the housing, reducing noise and vibration to deliver operator comfort without sacrificing performance. Silenced standard for all breaker models.
- Diaphragm-type accumulators reduce maintenance by preventing slow leaks.
- Long-life breakers designed for all demolition jobs with minimal maintenance.
- The innovative steel ring feature allows retaining the tool bushing, protecting the grease access and provides a quick tool change solution.
- Designed for minimum downtime and with few service parts to reduce operation cost and improve overall lifetime of the attachment.
- Bobcat breakers produce low recoil and minimal hydraulic pressure spike to their carriers.

Description: Bobcat breakers offer high performance, low maintenance, and are easy to use. All breakers feature a frame with a cylindrical design, providing improved access to jobs in confined areas. All breakers have a silenced housing as standard.

TECHNICAL SPECIFICATIONS

Description	Part Number	Flow (l/min)	Blow Rate - Soft Ground (beats/min)	Blow Rate - Hard Ground (beats/min)	Operating Pressure (bar)	Weight (kg)	Control Kit Required	Working Flow	First Use Installation Time
Breaker, HB580	46913647	17 - 35	1220	1350	120	111	No	Standard	2 h
Breaker, HB680	46913648	25 - 50	1220	1340	120	150	No	Standard	2 h
Breaker, HB880	46913649	30 - 65	1150	1310	120	220	No	Standard	2 h
Breaker, HB980	46913650	40 - 75	855 - 1060	1170 - 1450	120	280	No	Standard	2 h
Breaker, HB1180	46913642	55 - 100	680 - 1070	820 - 1280	125	372	No	Standard	2 h
Breaker, HB1380	46913643	70 - 120	780 - 1030	900 - 1230	125	385	No	Standard	2 h
Breaker, HB2380	7133203	75 - 125	690	910	130	405	No	Standard	2 h

COMPATIBILITY CHARTS

Description	Part Number	Compact Track Loaders								Skid-Steer Loaders												
		MT100	MT120	T450	T590/H	T66/H	T76/H	T770/H	T86/H/S	S70	S100	S450	S510/H	S530/H	S550/H	S590/H	S66/H	S630/H	S650/H	S76/H	S770/H	S86/H/S
1 Hose Kit	6727411	X	X							X												
Hose Kit	7114764			X	X	X	X	X	X		X	X	X	X	X	X	X	X	X	X	X	X
Bolt-on Mounting Frame	7113736.EA	X	X							X												
2 Bolt-on Mounting Frame for HB880, HB980	7113737.EA			X	X	X	X	X	X		X	X	X	X	X	X	X	X	X	X	X	X
Bolt-on Mounting Frame for HB1180, HB1380, HB2380	7115937.EA							X	X	X							X	X	X	X	X	X
Breaker, HB580	46913647									X												
Breaker, HB680	46913648	X	X							X												
Breaker, HB880	46913649			X	X	X				X ¹	X	X	X	X	X	X						
3 Breaker, HB980	46913650			X	X	X	X	X	X	X ²	X	X	X	X	X	X	X	X	X	X	X	X
Breaker, HB1180	46913642							X	X								X	X	X	X	X	X
Breaker, HB1380	46913643								X	X											X	X
Breaker, HB2380	7133203								X	X											X	X

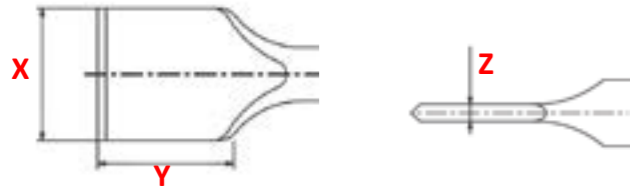
¹Loader with SJC needs to be equipped with 86626512 **

²Loader with SJC needs to be equipped with 86637816 **



BRUSHCAT™ ROTARY CUTTER

Tools Selection



Requirements	Features & Benefits
--------------	---------------------



Brushcat™ rotary cutter: Comes standard with a 7 cm offset blade and front wheels. Cutting height of 7.6 cm.

- Double-edge blade provides increased blade life by bidirectional cutter rotation (achieved by switching the hydraulic hoses at the drive motor)
- Direct hydraulic drive dampens impact loads and eliminates the need for shear pins or drive clutches.
- Front disks allow to better traverse uneven terrain while reducing operator fatigue.
- Floation linkage allows the deck to float over ground contours, keeping it in contact with the surface for optimum performance.
- Floating frame allows oscillation +/- 10 degrees.
- Patented blade shutoff device stops blade rotation when rotary cutter is raised off the ground.

Description: Handle tough brush clearing and landscaping applications easily with the Brushcat™ rotary cutter. This attachment easily cuts through the toughest grass and brush while mulching small branches and saplings up to 7.6 cm in diameter. This tool is ideal for clearing lakefront property, construction sites, power line access roads, trails and ditches.

OPTIONS/ACCESSORIES

Description	Tools Selection	HB580	HB680	HB880	HB980	HB1180	HB1380	HB2380
InLine Wide Chisel *	A	7144668	7144678	7144693	7144704	7144715	7163372	7144725
Nail Point *	B	7144665	7149302	7144690	7144701	7144712	7163369	7144722
CrossCut Asphalt Chisel *	C	7144669	7144679	7144694	7144705	7144716	7163373	7144726
InLine Chisel **	D	7144664	7144674	7144689	7144700	7144711	7163368	7144721
Blunt Point *	E	7144671	7144681	7144696	7144707	7144718	7163375	7144728
Tamping Pad and Tool *	F	7144672	7144682	7144697	7144708	7144719	X	X
CrossCut Chisel *	G	7144663	7144673	7144688	7144699	7144710	7163367	7144720
Conical Point *	H	7144666	7144676	7144691	7144702	7144713	7163370	7144723
CrossCut Wide Chisel *	I	7144667	7144677	7144692	7144703	7144714	7163371	7144724
InLine Asphalt Chisel *	J	7144670	7144680	7144695	7144706	7144717	7163374	7144727

OPTIONS/ACCESSORIES

Description	Dimension	Tools Selection	HB580	HB680	HB880	HB980	HB1180	HB1380	HB2380
In-Line Wide Chisel *	X × Y × Z (mm)	A	140 × 40 × 6	140 × 40 × 6	150 × 50 × 7	180 × 60 × 9	150 × 50 × 7	180 × 60 × 9	200 × 70 × 10
Nail Point *	(° Angle)	B	30	30	30	30	30	30	30
CrossCut Asphalt Chisel *	X × Y × Z (mm)	C	115 × 120 × 15	115 × 120 × 15	130 × 130 × 17	200 × 180 × 22	160 × 140 × 17	180 × 150 × 18	200 × 180 × 22
In-Line Chisel *	(° Angle)	D	30	30	30	30	30	30	30
Blunt Point *	(∅ in mm)	E	47	55	65	72	77	85	95
Tamping Pad and Tool *	(mm)	F	200 × 200	200 × 200	200 × 200	200 × 200	200 × 200	n/a	n/a
CrossCut Chisel *	(mm)	G	47	55	65	72	77	85	95
Conical Point *	(° Angle)	H	27	30	30	30	30	30	30
CrossCut Wide Chisel *	X × Y × Z (mm)	I	140 × 40 × 6	140 × 40 × 6	150 × 50 × 7	180 × 60 × 9	150 × 50 × 7	180 × 60 × 9	200 × 70 × 10
In-Line Asphalt Chisel *	X × Y × Z (mm)	J	115 × 120 × 15	115 × 120 × 15	130 × 130 × 17	200 × 180 × 22	160 × 140 × 17	180 × 150 × 18	200 × 180 × 22

Special application kit must be installed on the machine. *

TECHNICAL SPECIFICATIONS

Description	Part Number	Cutting Width (mm)	Cutting Height (mm)	Flow Range (l/min)	Tip Speed	Weight (kg)	Control Kit Re-quired	Working Flow	First Use Installation Time
Brushcat™ Rotary Cutter Standard Flow: RC44	7385981	1118	76.2	34.0 - 47.0	60.7 m/sec. @ 34 l/min 84.3 m/sec. @ 47 l/min	422	No	Standard	None
Brushcat™ Rotary Cutter Standard Flow: RC54	7424531	1372	76.2	45.0 - 68.0	59.5 m/sec. @ 45 l/min 89.3 m/sec. @ 68 l/min	473	No	Standard	None
Brushcat™ Rotary Cutter Standard Flow: RC72S	7218087	1829	76.2	57.0 - 98.0	50.4 m/sec. @ 57 l/min 87.4 m/sec. @ 98 l/min	680	No	Standard	None
Brushcat™ Rotary Cutter High Flow: RC72H	7233002	1829	76.2	91.0 - 121.0	50.4 m/sec. @ 91 l/min 84 m/sec. @ 121 l/min	680	No	High Flow	None
Brushcat™ Rotary Cutter High Flow: RC80H	7233092	2032	76.2	91.0 - 151.0	55.5 m/sec. @ 91 l/min 92.5 m/sec. @ 151 l/min	717	No	High Flow	None

* S=Standard

COMPATIBILITY CHARTS

Description	Part Number	Compact Track Loaders								Skid-Steer Loaders													
		MT100	MT120	T450	T590/H	T66/H	T76/H	T770/H	T86/H/S	S70	S100	S450	S510/H	S530/H	S550/H	S590/H	S66/H	S630/H	S650/H	S76/H	S770/H	S86/H/S	
Brushcat™ Rotary Cutter Standard Flow: RC44	7385981	X	X																				
Brushcat™ Rotary Cutter Standard Flow: RC54	7424531			X							X												
Brushcat™ Rotary Cutter Standard Flow: RC72S	7218087				X	X	X	X				X	X	X	X	X	X	X	X	X	X	X	X
Brushcat™ Rotary Cutter High Flow: RC72H	7233002				X*	X*	X*	X*	X*							X*	X*	X*	X*	X*	X*	X*	X*
Brushcat™ Rotary Cutter High Flow: RC80H	7233092							X*	X*							X*	X*	X*	X*	X*	X*	X*	X*

* High flow machines only

BUCKET, COMBINATION



Requirements

Features & Benefits



Combination Bucket: It is recommended to use the port relief valve 6684646 for S450/T450 and larger

- Ideal for dozing, grapping, levelling, digging, loading and dumping.
- Built with heavy-duty cutting edges and protected cylinders for long life.

Description: Dozing, grapping, levelling, digging, loading and dumping. This multi-purpose bucket does it all. Use it on demolition, construction, landscaping and municipal jobs. It's designed to provide optimum digging force and the interlocking serrated grapple edges hold objects securely.

TECHNICAL SPECIFICATIONS

Description	Part Number	Width (cm)	Capacity SAE Heaped (l)	Tooth Type	Accepts Max. Number of Teeth	Weight (kg)	Length (cm)	Height (cm)	Jaw Opening (cm)	First Use Installation Time
Combination Bucket, 158 cm	7167310	158	303	W/o teeth	7	366	88	72	73	2.5 h
Combination Bucket, 173 cm	7167311	173	334	W/o teeth	7	386	88	72	73	2.5 h
Combination Bucket, 188 cm	7167312	188	379	W/o teeth	8	407	88	72	73	2.5 h
Combination Bucket, 203 cm	7167313	203	518	W/o teeth	8	487	88	72	73	2.5 h
Combination Bucket, 213 cm	7167314	213	546	W/o teeth	9	503	88	72	73	2.5 h

COMPATIBILITY CHARTS

Description	Part Number	Compact Track Loaders								Skid-Steer Loaders													
		MT100	MT120	T450	T590/H	T66/H	T76/H	T770/H	T86/H/S	S70	S100	S450	S510/H	S530/H	S550/H	S590/H	S66/H	S630/H	S650/H	S76/H	S770/H	S86/H/S	
Combination Bucket, 158 cm	7167310			X							X	X	X	X	X								
Combination Bucket, 173 cm	7167311				X	X	X					X	X	X	X	X	X	X	X	X	X	X	X
Combination Bucket, 188 cm	7167312				X	X	X	X					X	X	X	X	X	X	X	X	X	X	X
Combination Bucket, 203 cm	7167313							X	X	X						X	X	X	X	X	X	X	X
Combination Bucket, 213 cm	7167314							X	X	X										X	X	X	X

OPTIONS / ACCESSORIES

Description	Part Number	Hardware included	First Use Installation Time
Bolt-On Teeth Kit, 158 cm - 213 cm, (Set of 8) **	6737322	Yes	1 h
Hensley Forged Tooth Point (Qty. 1) **	7107317	Yes	-
Hensley Tiger Tooth Point (Qty. 1) **	7107320	Yes	-
Hensley Twin Tiger Tooth Point (Qty. 1) **	7107321	Yes	-
Bolt-On Cutting Edge, 158 cm **	6718005	No	1.5 h
Bolt-On Cutting Edge, 173 cm **	6718006	No	1.5 h
Bolt-On Cutting Edge, 188 cm **	6718007	No	1.5 h
Bolt-On Cutting Edge, 203 cm **	6718008	No	1.5 h
Bolt-On Cutting Edge, 213 cm **	6807069	No	1.5 h

BUCKET (CI), CONSTRUCTION / INDUSTRIAL



Requirements

Features & Benefits



Construction/Industrial Buckets (CI): Have predrilled holes to accept bolt-on cutting edge or bolt-on teeth.

- Ideal for everything from tough digging to material handling
- Good cutting edge visibility
- Excellent bucket breakout force for better digging and easier bucket filling

Description: The strongest of all Bobcat buckets. Ideal for everything from tough digging to material handling. Construction / industrial buckets offer good cutting edge visibility and excellent bucket breakout force for better digging and easier bucket filling. Heavy-duty construction / industrial buckets offer even more features required for severe-duty use.

TECHNICAL SPECIFICATIONS

Description	Part Number	Width (cm)	Capacity SAE Heaped (l)	Bucket Back Angle (°)	Accepts Max. Number of Teeth	Weight (kg)	Length (cm)	Height (cm)	First Use Installation Time
Bucket, C/I, 127 cm	7160274.EA	127	270	70	6	160	81	54	None
Bucket, C/I, 142 cm	6737399.EA	142	310	70	6	194	81	54	None
Bucket, C/I, 157 cm	6731403.EA	157	360	70	7	211	81	54	None
Bucket, C/I, 173 cm	6731406.EA	173	400	70	7	213	81	54	None
Bucket, C/I, 188 cm	6731409.EA	188	440	70	8	242	81	54	None
Bucket, C/I, 203 cm	6731412.EA	203	470	70	8	256	81	54	None
Bucket, C/I, 173 cm, Heavy Duty	7124426.EA	173	532	70	7	291	97	61	None
Bucket, C/I, 188 cm, Heavy Duty	6732305.EA	188	580	70	8	309	97	61	None
Bucket, C/I, 203 cm, Heavy Duty	6726344.EA	203	630	70	8	332	97	61	None
Bucket, C/I, 213 cm, Heavy Duty	7125917.EA	213	670	70	8	344	97	61	None
Bucket, C/I, 224 cm, Heavy Duty	6726328.EA	224	700	70	9	351	97	61	None
Bucket, C/I, 208 cm, Severe Duty	7173162.EA	208	650	70	8	383	97	61	None
Bucket, C/I, 223 cm, Severe Duty	7173161.EA	224	700	70	9	403	97	61	None







COMPATIBILITY CHARTS

Description	Part Number	Compact Track Loaders								Skid-Steer Loaders												
		MT100	MT120	T450	T590/H	T66/H	T76/H	T770/H	T86/H/S	S70	S100	S450	S510/H	S530/H	S550/H	S590/H	S66/H	S630/H	S650/H	S76/H	S770/H	S86/H/S
Bucket, C/I, 127 cm	7160274.EA									X												
Bucket, C/I, 142 cm	6737399.EA			X							X											
Bucket, C/I, 157 cm	6731403.EA			X							X	X	X	X	X							
Bucket, C/I, 173 cm	6731406.EA			X	X						X	X	X	X	X	X	X	X	X	X	X	X
Bucket, C/I, 188 cm	6731409.EA				X	X	X				X	X	X	X	X	X	X	X	X	X	X	X
Bucket, C/I, 203 cm	6731412.EA					X	X	X	X							X	X	X	X	X	X	X
Bucket, C/I, Heavy Duty, 173 cm	7124426.EA				X	X					X	X	X	X	X	X	X	X	X	X	X	X
Bucket, C/I, Heavy Duty, 188 cm	6732305.EA				X	X	X	X								X	X	X	X	X	X	X
Bucket, C/I, Heavy Duty, 203 cm	6726344.EA					X	X	X	X							X	X	X	X	X	X	X
Bucket, C/I, Heavy Duty, 213 cm	7125917.EA					X	X	X	X							X	X	X	X	X	X	X
Bucket, C/I, Heavy Duty, 224 cm	6726328.EA							X	X												X	X
Bucket, C/I, Severe Duty, 208 cm	7173162.EA							X	X												X	X
Bucket, C/I, Severe Duty, 223 cm	7173161.EA							X	X												X	X





BUCKET, DIRT



OPTIONS / ACCESSORIES

Description	C/I Bucket 127 cm 7160274.EA	C/I Bucket 142 cm 6737399.EA	C/I Bucket 157 cm 6731403.EA	C/I Bucket 173 cm 6731406.EA	C/I Bucket 188 cm 6731409.EA	C/I Bucket 203 cm 6731412.EA	
Utility Grapple							 Utility Grapple
Utility Grapple, 140 cm, C/I	-	-	7176977	7176977	7176977	7176977	
Bolt-On Teeth Kit (Set of 8) **	6737322	6737322	6737322	6737322	6737322	6737322	 Bolt-On Teeth
Bolt-On Cutting Edge **	7160267	7102450	6718005	6718006	6718007	6718008	 Bolt-On Cutting Edge
Spill Guard Kit Includes two 40 cm Spill Guards and Hardware. Protects tilt cylinders and Bob-Tach™ pivot point area from debris. **	6725979	6725979	6725979	6725979	6725979	6725979	 Bucket Spill Guard
Bucket Spill Guard, Standard Includes a see through 112 cm Spill Guard and Hardware. Protects the operator, cab, tilt cylinders and Bob-Tach™ pivot area from debris.	-	-	7196474 **	7196474 **	7196474 **	7196474 **	 Bucket Bite Tooth Bar
Bucket Bite Tooth Bar **	-	7125550	6905314	6905315	6905316	6905317	 Bolt-On Side Guard
Bolt-On Side Guard Kit Hardware included. Changes C/I Bucket Profile to Utility Profile. **	-	6725980	6725980	6725980	6725980	6725980	

OPTIONS / ACCESSORIES

Description	C/I Bucket 173 cm Heavy Duty 7124426.EA	C/I Bucket 188 cm Heavy Duty 6732305.EA	C/I Bucket 203 cm Heavy Duty 6726344.EA	C/I Bucket 213 cm Heavy Duty 7125917.EA	C/I Bucket 224 cm Heavy Duty 6726328.EA	C/I Bucket 208 cm Severe Duty 7173162.EA	C/I Bucket 223 cm Severe Duty 7173161.EA	
Bolt-On Teeth Kit **	7107336 (set of 8)	7107336 (set of 8)	7107336 (set of 8)	7107336 (set of 8)	7107336 (set of 8)	7173896 (set of 8)	7173895 (set of 9)	 Bolt-On Teeth
Bolt-On Cutting Edge **	6718006	6718007	6718008	7125924	6727317	7172352	6727317	 Bolt-On Cutting Edge
Bolt **	-	-	-	-	-	95G1040 (x16)	95G1040 (x18)	
Nut **	-	-	-	-	-	57D10 (x16)	57D10 (x18)	
Bucket Spill Guard, Standard Includes a see through 112 cm Spill Guard and Hardware. Protects the operator, cab, tilt cylinders and Bob-Tach™ pivot area from debris.	7196474 **	7196474 **	7196474 **	7196474 **	7196474 **	7196475 **	7196475 **	 Bucket Spill Guard
Bolt-On Side Guard Kit Hardware included. Changes C/I Bucket Profile to Utility Profile. **	6728353	6728353	6728353	6728353	6728353	-	-	 Bolt-On Side Guard

Requirements Features & Benefits



Dirt Buckets: Have predrilled holes to accept bolt-on cutting edge or bolt-on teeth.

- Flat back assures a secure attaching area for the Bob-Tach™ mounting system.
- Low heel makes cutting grade and backdragging easier.
- Replaceable cutting edges.
- Side cutting edges give better performance, increase strength and extend bucket life.

Description: Ideal for everything from digging to material handling. Dirt buckets offer good cutting edge visibility and excellent bucket breakout force for better digging and easier bucket filling.




TECHNICAL SPECIFICATIONS

Description	Part Number	Width (cm)	Capacity SAE Heaped (l)	Bucket Back Angle (°)	Accepts Max. Number of Teeth	Weight (kg)	Length (cm)	Height (cm)	First Use Installation Time
Bucket, Dirt, 91 cm	7117432.EA	91	130	70	6	76	63	51	None
Bucket, Dirt, 112 cm	7117433.EA	112	160	70	7	85	63	51	None
Bucket, Dirt, 127 cm	7117434.EA	127	190	70	7	92	63	51	None

COMPATIBILITY CHARTS

Description	Part Number	Compact Track Loaders								Skid-Steer Loaders													
		MT100	MT120	T450	T590/H	T66/H	T76/H	T770/H	T86/H/S	S70	S100	S450	S510/H	S530/H	S550/H	S590/H	S66/H	S630/H	S650/H	S76/H	S770/H	S86/H/S	
Bucket, Dirt, 91 cm	7117432.EA	X	X							X													
Bucket, Dirt, 112 cm	7117433.EA	X	X							X													
Bucket, Dirt, 127 cm	7117434.EA										X												

OPTIONS / ACCESSORIES

Description	Dirt Bucket 91 cm 7117432.EA	Dirt Bucket 112 cm 7117433.EA	Dirt Bucket 127 cm 7117434.EA	
Bolt-On Teeth Kit (Set of 7) **	6728247	6728247	6728247	 Bolt-On Teeth
Bolt-On Cutting Edge **	6729042	6729043	7104502	 Bolt-On Cutting Edge
Bucket Bite Tooth Bar **	-	7125548	7125549	
Side Utility Plate Kit **	7125270	7125270	7125270	 Bucket Bite Tooth Bar

BUCKET, FERTILISER & GRAIN



Requirements	Features & Benefits
--------------	---------------------



Fertiliser & Grain Buckets: Have predrilled holes to accept bolt-on cutting edge.

- Large capacities.
- More roll-back range. The greater roll-back allows granular materials to be easily held in the bucket by minimising spillage over the front edge.

Description: Fertiliser buckets have large capacities and more roll-back range. The greater roll-back allows granular materials to be easily held in the bucket by minimising spillage over the front edge. Applications include fertiliser and grain handling.

TECHNICAL SPECIFICATIONS

Description	Part Number	Width (cm)	Capacity SAE Heaped (l)	Bucket Back Angle (°)	Accepts Max. Number of Teeth	Weight (kg)	Length (cm)	Height (cm)	First Use Installation Time
Bucket, Fertiliser & Grain, 152 cm	6558681.EA	152	470	60	0	162	101	57	None
Bucket, Fertiliser & Grain, 168 cm	6706479.EA	168	860	60	0	227	101	57	None
Bucket, Fertiliser & Grain, 183 cm	6706483.EA	183	930	60	0	230	101	57	None

COMPATIBILITY CHARTS

Description	Part Number	Compact Track Loaders								Skid-Steer Loaders														
		MT100	MT120	T450	T590/H	T66/H	T76/H	T770/H	T86/H/S	S70	S100	S450	S510/H	S530/H	S550/H	S590/H	S66/H	S630/H	S650/H	S76/H	S770/H	S86/H/S		
Bucket, Fertiliser & Grain, 152 cm	6558681.EA			X								X	X	X	X									
Bucket, Fertiliser & Grain, 168 cm	6706479.EA				X							X	X	X	X	X	X	X	X	X				
Bucket, Fertiliser & Grain, 183 cm	6706483.EA				X	X	X	X				X	X	X	X	X	X	X	X	X	X	X	X	

OPTIONS / ACCESSORIES

Description	Fertiliser & Grain Bucket 152 cm	Fertiliser & Grain Bucket 168 cm	Fertiliser & Grain Bucket 183 cm
Bolt-On Cutting Edge **	6558681.EA	6706479.EA	6706483.EA
Spill Guard Kit • Includes two 40 cm Spill Guards and Hardware. Protects tilt cylinders and Bob-Tach™ pivot point area from debris. **	6725979	6725979	6725979



Bolt-On Cutting Edge



Bucket Spill Guard

BUCKET (GP), GENERAL PURPOSE



Requirements	Features & Benefits
--------------	---------------------



General Purpose Buckets (GP): Have predrilled holes to accept bolt-on cutting edge or bolt-on teeth.

- Round back design enhances bucket loading and cleanout
- Flat back assures a secure attaching area for the Bob-Tach™ mounting system
- Low heel makes cutting grade and backdragging easier
- Replaceable cutting edges
- Side cutting edges give better performance, increase strength and extend bucket life

Description: General purpose buckets have a longer bottom than the dirt style. They offer excellent cutting edge visibility and good breakout force. General purpose buckets are ideal for light duty and medium duty grading and levelling applications as well as material handling.

TECHNICAL SPECIFICATIONS

Description	Part Number	Width (cm)	Capacity SAE Heaped (l)	Bucket Back Angle (°)	Accepts Max. Number of Teeth	Weight (kg)	Length (cm)	Height (cm)	First Use Installation Time
Bucket, General Purpose, 91 cm	7114488.EA	91	170	70	6	84	76	51	None
Bucket, General Purpose, 112 cm	7114581.EA	112	210	70	7	94	76	51	None
Bucket, General Purpose, 127 cm, S70	7114583.EA	127	240	70	7	101	76	51	None
Bucket, General Purpose, 127 cm, S100	7114582.EA	127	240	70	7	101	76	51	None
Bucket, General Purpose, 142 cm	7114584.EA	142	270	70	6	108	76	51	None
Bucket, General Purpose, 158 cm	7114585.EA	158	300	70	7	117	76	51	None
Bucket, General Purpose, 173 cm	7114586.EA	173	330	70	7	124	76	51	None
Bucket, General Purpose, 188 cm	7114587.EA	188	360	70	8	132	76	51	None

COMPATIBILITY CHARTS

Description	Part Number	Compact Track Loaders								Skid-Steer Loaders													
		MT100	MT120	T450	T590/H	T66/H	T76/H	T770/H	T86/H/S	S70	S100	S450	S510/H	S530/H	S550/H	S590/H	S66/H	S630/H	S650/H	S76/H	S770/H	S86/H/S	
Bucket, General Purpose, 91 cm	7114488.EA	X	X							X													
Bucket, General Purpose, 112 cm	7114581.EA	X	X							X													
Bucket, General Purpose, 127 cm, S70	7114583.EA	X	X							X													
Bucket, General Purpose, 127 cm, S100	7114582.EA									X													
Bucket, General Purpose, 142 cm	7114584.EA									X	X												
Bucket, General Purpose, 158 cm	7114585.EA										X	X	X	X									
Bucket, General Purpose, 173 cm	7114586.EA										X	X	X	X									
Bucket, General Purpose, 188 cm	7114587.EA										X	X	X	X									

OPTIONS / ACCESSORIES

Description	GP Bucket 91 cm 7114488.EA	GP Bucket 112 cm 7114581.EA	GP Bucket 127 cm (S70) 7114583.EA	GP Bucket 127 cm (S100) 7114582.EA	GP Bucket 142 cm 7114584.EA	GP Bucket 158 cm 7114585.EA	GP Bucket 173 cm 7114586.EA	GP Bucket 188 cm 7114587.EA
Utility Grapple, 81 cm	7125370	7125370	7125370	7125370	7125370	-	-	-
Utility Grapple, 140 cm, GP	-	-	-	-	-	7176783.EA	7176783.EA	7176783.EA
Bolt-On Teeth Kit (Set of 7) **	6728247	6728247	6728247	6728247	6728247	6728247	6728247	6728247
Bolt-On Cutting Edge **	6729042	6729043	7104502	7104502	7125269	6732406	7104508	7104510
Bucket Bite Tooth Bar **	-	7125548	7125549	7125549	7125550	6905314	6905315	6905316
Side Utility Plate Kit (set of 2) **	7104358	7104358	7104358	7104358	7104358	7104358	7104358	7104358

BUCKET, LOAD & CARRY

Requirements	Features & Benefits
<p>Load and Carry Buckets: Have predrilled holes to accept bolt-on cutting edge or bolt-on teeth.</p>	<ul style="list-style-type: none"> With its large load capacity our Load and Carry bucket can move material quick and effectively from one side of the jobsite to another. Offers the volumes - 0,85 m³ - but more endurance than a Light Material bucket. Equipped with a cutting edge and side cutting wedges. Option of teeth and teeth protection (for road homologation).

Description: Ideal solution for carrying light construction materials, hops or seed, engineered for easy filling and reduced spillage.

TECHNICAL SPECIFICATIONS

Description	Part Number	Width (cm)	Capacity SAE Heaped (L)	Bucket back angle (°)	Accepts max. n° of teeth	Weight (Kg)	Length (cm)	Height (cm)	First use installation time
Bucket, Load and Carry, 194 cm	7268350	194	850	65	7	333	105	80	None

COMPATIBILITY CHARTS

Description	Part Number	Compact Track Loaders								Skid Steer Loaders													
		MT100	MT120	T450	T590/H	T66/H	T76/H	T770/H	T86/H/S	S70	S100	S450	S510/H	S530/H	S550/H	S590/H	S66/H	S650/H	S66/H	S76/H	S770/H	S86/H/S	
Bucket, Load and Carry, 194 cm	7268350								X													X	X

OPTIONS / ACCESSORIES

Description	Part Number	Hardware included	First Use Installation Time
Bolt-on Teeth kit (Set of 7)	7268346	Yes	1 h
Protection Plate for teeth *	7268349	Yes	None

* Mandatory for road homologation

YouTube Product Presentation

BUCKET (LP), LOW PROFILE

Requirements	Features & Benefits
<p>Low Profile Buckets: Have predrilled holes to accept bolt-on cutting edge or bolt-on teeth.</p>	<ul style="list-style-type: none"> Ideal for everything from tough digging to material handling. Good cutting edge visibility. Excellent bucket breakout force for better digging and easier bucket filling.

Description: These buckets have a longer bottom than the construction/industrial style. They offer excellent cutting edge visibility and good bucket breakout force. Low Profile buckets are ideal for grading and levelling applications as well as material handling.

TECHNICAL SPECIFICATIONS

Description	Part Number	Width (cm)	Capacity SAE Heaped (l)	Bucket Back Angle (°)	Accepts Max. Number of Teeth	Weight (kg)	Length (cm)	Height (cm)	First Use Installation Time
Bucket, Low Profile, 127 cm	7161031.EA	127	310	70	6	184	90	54	None
Bucket, Low Profile, 142 cm	7101903.EA	142	370	70	6	194	90	54	None
Bucket, Low Profile, 157 cm	6731415.EA	157	410	70	7	219	90	54	None
Bucket, Low Profile, 173 cm	6731418.EA	173	450	70	7	234	90	54	None
Bucket, Low Profile, 188 cm	6731421.EA	188	500	70	8	242	90	54	None
Bucket, Low Profile, 203 cm	6731424.EA	203	540	70	8	266	90	54	None

COMPATIBILITY CHARTS

Description	Part Number	Compact Track Loaders								Skid-Steer Loaders													
		MT100	MT120	T450	T590/H	T66/H	T76/H	T770/H	T86/H/S	S70	S100	S450	S510/H	S530/H	S550/H	S590/H	S66/H	S630/H	S650/H	S76/H	S770/H	S86/H/S	
Bucket, Low Profile, 127 cm	7161031.EA									X													
Bucket, Low Profile, 142 cm	7101903.EA			X							X												
Bucket, Low Profile, 157 cm	6731415.EA			X							X	X	X	X	X								
Bucket, Low Profile, 173 cm	6731418.EA			X	X	X					X	X	X	X	X	X	X	X	X	X	X	X	X
Bucket, Low Profile, 188 cm	6731421.EA				X	X	X		X			X	X	X	X	X	X	X	X	X	X	X	X
Bucket, Low Profile, 203 cm	6731424.EA							X	X	X							X	X	X	X	X	X	X

OPTIONS / ACCESSORIES

Description	Low Profile Bucket 127 cm	Low Profile Bucket 142 cm	Low Profile Bucket 157 cm	Low Profile Bucket 173 cm	Low Profile Bucket 188 cm	Low Profile Bucket 203 cm
	7161031.EA	7101903.EA	6731415.EA	6731418.EA	6731421.EA	6731424.EA
Utility Grapple, 140 cm, C/I	-	-	7176977	7176977	7176977	7176977
Bolt-On Teeth Kit (set of 8) **	6737322	6737322	6737322	6737322	6737322	6737322
Bolt-On Cutting Edge **	7160267	7102450	6718005	6718006	6718007	6718008
Spill Guard Kit • Includes two 40 cm Spill Guards and Hardware. Protects tilt cylinders and Bob-Tach™ pivot point area from debris. **	6725979	6725979	6725979	6725979	6725979	6725979
Bucket Spill Guard, Standard • Includes a see through 112 cm Spill Guard and Hardware. Protects the operator, cab, tilt cylinders and Bob-Tach™ pivot area from debris.			7196474 **	7196474 **	7196474 **	7196474 **
Bolt-On Side Guard Kit • Hardware included. Changes Low Profile Bucket to Utility Profile. **			6725981	6725981	6725981	6725981

BUCKET, SKELETON



Requirements	Features & Benefits
--------------	---------------------



Skeleton Bucket: No special requirement.

- Great visibility through the skeleton design.
- Interconnected tines for strength and durability.
- Separates unwanted materials like rocks from finer material.

Description: Bobcat skeleton buckets are excellent for separating unwanted objects, such as rocks and other debris, from work areas while leaving finer material behind that can be cultivated or landscaped.

TECHNICAL SPECIFICATIONS

Description	Part Number	Width (cm)	Number of Tines	Tine Spacing (cm)	Bucket Back Angle (°)	Tine Thickness (cm)	Weight (kg)	Length (cm)	Height (cm)	First Use Installation Time
Skeleton Bucket, 174 cm	7185943	174	19	7,6	70	1	281	120	52	None
Skeleton Bucket, 192 cm	7185945	192	21	7,6	70	1	296	120	52	None
Skeleton Bucket, 209 cm	7185947	209	23	7,6	70	1	318	120	52	None

COMPATIBILITY CHARTS

Description	Part Number	Compact Track Loaders								Skid-Steer Loaders													
		MT100	MT120	T450	T590/H	T66/H	T76/H	T770/H	T86/H/S	S70	S100	S450	S510/H	S530/H	S550/H	S590/H	S66/H	S630/H	S650/H	S76/H	S770/H	S86/H/S	
Skeleton Bucket, 174 cm	7185943			X	X	X	X	X				X	X	X	X	X	X	X	X	X	X	X	
Skeleton Bucket, 192 cm	7185945					X	X	X	X									X	X	X	X	X	
Skeleton Bucket, 209 cm	7185947						X	X	X									X	X	X	X	X	

BUCKET, SNOW & LIGHT MATERIAL



Requirements	Features & Benefits
--------------	---------------------



Snow & Light Material Buckets: Have predrilled holes to accept bolt-on cutting edge.

- Large capacity for loading and handling various light materials such as snow and mulch.
- High backs to help with pushing snow.
- Straight sides to penetrate snow and mulch piles.

Description: Because snow is relatively light compared to soil, gravel or other construction materials, the capacity of the snow bucket is much greater than those usually used in construction. The back of the snow bucket is also higher, which lets you push more snow without having it flow over the top. Spill guards are available, they are meant to protect the operator, door, tilt cylinders and the Bob-Tach™ pivot area from debris that spills over the back of the bucket.




TECHNICAL SPECIFICATIONS

Description	Part Number	Width (cm)	Capacity SAE Heaped (l)	Bucket Back Angle (°)	Accepts Max. Number of Teeth	Weight (kg)	Length (cm)	Height (cm)	First Use Installation Time
Bucket, Snow & Light Material, 168 cm	7184103.EA	168	690	70	0	262	107	68	None
Bucket, Snow & Light Material, 188 cm	7184105.EA	188	760	70	0	281	107	68	None
Bucket, Snow & Light Material, 203 cm	7184110.EA	203	830	70	0	290	107	68	None
Bucket, Snow & Light Material, 224 cm	7184098.EA	224	920	70	0	309	107	68	None
Bucket, Snow & Light Material, 254 cm	6727787.EA	254	1530	70	0	398	107	68	None

COMPATIBILITY CHARTS

Description	Part Number	Compact Track Loaders								Skid-Steer Loaders													
		MT100	MT120	T450	T590/H	T66/H	T76/H	T770/H	T86/H/S	S70	S100	S450	S510/H	S530/H	S550/H	S590/H	S66/H	S630/H	S650/H	S76/H	S770/H	S86/H/S	
Bucket, Snow & Light Material, 168 cm	7184103.EA			X	X	X						X	X	X	X	X	X	X	X	X	X	X	
Bucket, Snow & Light Material, 188 cm	7184105.EA			X	X	X	X		X			X	X	X	X	X	X	X	X	X	X	X	
Bucket, Snow & Light Material, 203 cm	7184110.EA				X	X	X	X	X			X	X	X	X	X	X	X	X	X	X	X	
Bucket, Snow & Light Material, 224 cm	7184098.EA				X	X	X	X	X				X	X	X	X	X	X	X	X	X	X	
Bucket, Snow & Light Material, 254 cm	6727787.EA								X	X											X	X	

OPTIONS / ACCESSORIES

Description	Snow & Light Material 168 cm 7184103.EA	Snow & Light Material 188 cm 7184105.EA	Snow & Light Material 203 cm 7184110.EA	Snow & Light Material 224 cm 7184098.EA	Snow & Light Material 254 cm 6727787.EA	
Bolt-On Cutting Edge **	-	6718007	6718008	6727317	6715464	 Bolt-On Cutting Edge
Bucket Spill Guard, Standard • Includes a see through 112 cm Spill Guard and Hardware. Protects the operator, cab, tilt cylinders and Bob-Tach™ pivot area from debris.	-	7196474 **	7196474 **	7196474 **	7196474 **	 Bucket Spill Guard
Bolt-On Side Guard Kit • Hardware included. Changes Snow Bucket Profile to Utility Profile. **	-	6727778	6727778	6727778	6729325	 Bolt-On Side Guard

 **OUR LIGHT MATERIAL BUCKETS ARE APPROVED ON LOADERS WITH THE MAXIMUM MATERIAL DENSITY OF 800 KG/M³**

BUCKET, UTILITY



Requirements	Features & Benefits
--------------	---------------------



Utility buckets: Have predrilled holes to accept bolt-on cutting edge or bolt-on teeth.

- Round back design enhances bucket loading and cleanout
- Flat back assures a secure attaching area for the Bob-Tach™ mounting system
- Low heel makes cutting grade and backdragging easier
- Replaceable cutting edges
- Seethrough back part of the bucket for improved visibility to the cutting edge

Description: Utility buckets have a longer bottom than the dirt style. They offer excellent cutting edge visibility and good breakout force. Utility buckets are ideal for light duty and medium duty grading and levelling applications as well as material handling.

TECHNICAL SPECIFICATIONS

Description	Part Number	Width (cm)	Capacity SAE Heaped (l)	Bucket Back Angle (°)	Accepts Max. Number of Teeth	Weight (kg)	Length (cm)	Height (cm)	First Use Installation Time
Bucket, Utility, 112 cm	7387672	112	280	70	5	105	80.5	51.9	None

COMPATIBILITY CHARTS

Description	Part Number	Compact Track Loaders								Skid-Steer Loaders														
		MT100	MT120	T450	T590/H	T66/H	T76/H	T770/H	T86/H/S	S70	S100	S450	S510/H	S530/H	S550/H	S590/H	S66/H	S630/H	S650/H	S76/H	S770/H	S86/H/S		
Bucket, Utility, 112 cm	7387672	X	X																					



CONCRETE MIXER



Requirements	Features & Benefits
--------------	---------------------

Concrete Mixer	Attachment Control Kit
1	2



Concrete Mixer: Loader must be equipped with an Attachment Control Kit. Attachment includes a 7-Pin Harness only.

- Bidirectional Rotation
- 270 L capacity
- Remote Attachment Control Kit allows one person to operate this attachment from outside the loader
- Recommended Drum Speed is 20 rpm at 42 l/min

Description: Turn your Bobcat loader into an efficient concrete mixer with this rugged, cost-effective attachment. The Bobcat concrete mixer attachment lets you mix, transport and dump concrete much quicker than a traditional stand-alone mixer and wheelbarrow. The attachments compact size makes it perfect for sidewalks, driveways, finish work, and footings and floors of small buildings. It's great for working in hard-to-reach or limited-access areas.

TECHNICAL SPECIFICATIONS

Description	Part Number	Bucket Capacity (l)	Rotation	Weight (kg)	Control Kit Required	Working Flow	First Use Installation Time
Concrete Mixer	7186695	200	Bidirectional	195	Yes	Standard	2.5 h

COMPATIBILITY CHARTS

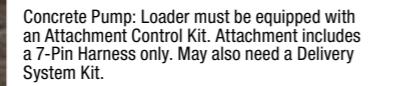
Description	Part Number	Compact Track Loaders								Skid-Steer Loaders													
		MT100	MT120	T450	T590/H	T66/H	T76/H	T770/H	T86/H/S	S70	S100	S450	S510/H	S530/H	S550/H	S590/H	S66/H	S630/H	S650/H	S76/H	S770/H	S86/H/S	
1 Concrete Mixer	7186695			X	X	X	X	X	X			X	X	X	X	X	X	X	X	X	X	X	X
Note: 7-Pin Attachment Control Kit is installed as standard on High Flow (H) machines.																							
7-Pin Attachment Control Kit **	7229102			X								X											
2 7-Pin Attachment Control Kit **	7128426				X			X					X	X	X	X		X	X		X		
7-Pin Attachment Control Kit **	7392835					X	X									X					X		
7-Pin Attachment Control Kit **	7446894											X											X

CONCRETE PUMP



Requirements		Features & Benefits
--------------	--	---------------------

Concrete Pump	Attachment Control Kit
1	2



Concrete Pump: Loader must be equipped with an Attachment Control Kit. Attachment includes a 7-Pin Harness only. May also need a Delivery System Kit.

- All pump components are guarded and easily accessible for adjustment and service.
- Control panel swivels for convenient operation from either side of the pump.
- Protective guard panel strains larger objects from concrete mix.
- Attach-plates on both sides of the pump make it easy to position in tight spots for either left- or right-hand delivery.
- Protects underground utilities from large concrete trucks.
- Keeps concrete trucks off driveways and sidewalks; prevents ruts in soft ground.
- Hose can be routed through small openings, under decks, through bushes, across rivers, around trees and buildings, and over moguls.

Description: This powerful attachment puts concrete right where you want it and is built to last. Pumps concrete up to 75 m horizontally and two stories vertically. The hose is easily routed through small openings, under decks, through bushes and around other common obstructions. It reduces damage to turf and underground utilities caused by using large concrete trucks.

TECHNICAL SPECIFICATIONS

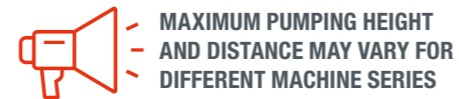
Description	Part Number	Width (cm)	Length (cm)	Hopper Capacity (l)	Flow (l/min)	Pump Rate (m³/h)	Max. Pumping Height (m)	Max. Pumping Distance (m)	Weight (kg)	Control Kit Required	Working Flow
Concrete Pump	7108693	261	121	280	56 - 151	23	15	75	998	Yes	Standard / High Flow

COMPATIBILITY CHARTS

Description	Part Number	Compact Track Loaders								Skid-Steer Loaders														
		MT100	MT120	T450	T590/H	T66/H	T76/H	T770/H	T86/H/S	S70	S100	S450	S510/H	S530/H	S550/H	S590/H	S66/H	S630/H	S650/H	S76/H	S770/H	S86/H/S		
1 Concrete Pump	7108693				X	X	X	X	X									X	X	X	X	X	X	X
Note: 7-Pin Attachment Control Kit is installed as standard on High Flow (H) machines.																								
2 7-Pin Attachment Control Kit **	7128426				X			X										X	X	X	X		X	
7-Pin Attachment Control Kit **	7392835					X	X										X				X			
7-Pin Attachment Control Kit **	7446894												X											X

OPTIONS / ACCESSORIES

Description	Part Number	Weight (kg)
Delivery System Kit (Basic Setup, approx. 29 Meters) includes: • 3 x 3 m steel pipes, 3 x 6 m hose, 1 x Reducer. • 1 x 90 degrees elbow, 1 x 1,8 m hose and all needed couplers. • Hoses and steel pipes diameter = 75 mm.	6906079	290
Remote Control Kit • The hand held transmitter runs all functions of the Concrete pump within a range of 60 to 120 m from the pump.	6906813	4



DIGGER



Requirements		Features & Benefits
--------------	--	---------------------



Digger: No special requirement.

- Its unique design and shape are ideal for:
- Digging in forward and reverse
 - Making trenches
 - Transplanting trees and shrubs
 - Carrying plants balled and small trees
 - Removing roots and shrubs
 - Loosening hard-packed soil
 - Removing rocks and stumps
- Width of 65 cm for optimal performance
 - Digging depth of 121 cm for optimum reach
 - Maintenance free

Description: The digger is ideal for nurseries and landscaping applications. Use this multiple-use attachment to dig, trench, remove rocks and stumps, transplant trees and shrubs, carry and plant balled and burlapped trees, as well as, loosen hard-packed soil.

TECHNICAL SPECIFICATIONS

Description	Part Number	Digging Width (cm)	Digging Depth (cm)	Weight (kg)	Control Kit Required	Working Flow	First Use Installation Time
Digger, 65 cm	6719756	65	121	132	No	Standard	None

COMPATIBILITY CHARTS

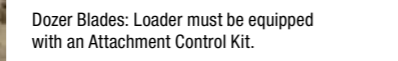
Description	Part Number	Compact Track Loaders								Skid-Steer Loaders														
		MT100	MT120	T450	T590/H	T66/H	T76/H	T770/H	T86/H/S	S70	S100	S450	S510/H	S530/H	S550/H	S590/H	S66/H	S630/H	S650/H	S76/H	S770/H	S86/H/S		
Digger, 65 cm	6719756			X	X	X												X	X	X	X	X	X	X

DOZER BLADE



Requirements	Features & Benefits
--------------	---------------------

Dozer Blade	Attachment Control Kit
1	2



Dozer Blades: Loader must be equipped with an Attachment Control Kit.

- Six-way adjustable blade on 173 cm models and up.
- Electric-over-hydraulic controls on 173 cm models and up.
- Reversible cutting edge for all models.
- Attachment Control Kit must be installed on Bobcat loader to operate attachment on 203 cm models and up.

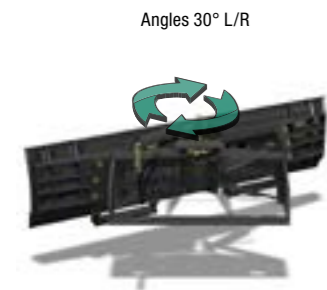
Description: Turn your loader into a mini crawler with the dozer blade. Expand the versatility of your compact tool carrier with the 6-way adjustable blade with electric-over-hydraulic controls and the reversible 3-piece cutting edge. The 6-way dozer blade can be angled plus or minus 30° degrees and oscillates plus or minus 10° for great flexibility under varying dozer conditions. Use this attachment to level, pile and grade loose dirt, gravel and sand; to backfill and shape landscape areas. This heavy duty tool is also ideal for construction applications.

TECHNICAL SPECIFICATIONS

Description	Part Number	Width (cm)	Angle ± (°)	Cylinders	Oscillation ± (°)	Skid Shoes	Reversible Cutting Edge (mm)	Working Width (Fully Angled) (mm)	Weight (kg)	Control Kit Required	Working Flow
Dozer Blade, 137 cm	7196165	137	30	1	0	Adjustable	9.6 × 101.6	1189	140	No	Standard
Dozer Blade, 203 cm	6905884	203	30	3	8	Adjustable	12.7 × 152	1760	430	Yes	Standard
Dozer Blade, 229 cm	6905811	229	30	3	8	Adjustable	12.7 × 152	1982	447	Yes	Standard
Dozer Blade, 244 cm	7105781	244	30	3	10	Adjustable	16 × 152	2121	716	Yes	Standard

COMPATIBILITY CHARTS

Description	Part Number	Compact Track Loaders								Skid-Steer Loaders														
		MT100	MT120	T450	T590/H	T66/H	T76/H	T770/H	T86/H/S	S70	S100	S450	S510/H	S530/H	S550/H	S590/H	S66/H	S630/H	S650/H	S76/H	S770/H	S86/H/S		
Dozer Blade, 137 cm	7196165	X								X														
Dozer Blade, 203 cm	6905884			X	X	X	X				X	X	X	X	X	X	X	X	X	X	X	X	X	X
Dozer Blade, 229 cm	6905811				X	X	X					X	X	X	X	X	X	X	X	X	X	X	X	X
Dozer Blade, 244 cm	7105781							X	X	X					X	X	X	X	X	X	X	X	X	X
Note: 7-Pin Attachment Control Kit is installed as standard on High Flow (H) machines.																								
7-Pin Attachment Control Kit **	7229102			X							X													
7-Pin Attachment Control Kit **	7128426				X							X	X	X	X	X	X	X	X		X			
7-Pin Attachment Control Kit **	7392835					X	X								X					X				
7-Pin Attachment Control Kit **	7446894													X										X

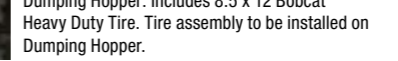


DUMPING HOPPER



Requirements	Features & Benefits
--------------	---------------------

Mounting Frame	Hopper
1	2



Dumping Hopper: Includes 8.5 x 12 Bobcat Heavy Duty Tire. Tire assembly to be installed on Dumping Hopper.

- The Bob-Tach™ system allows the dumping hopper to tip forward and empty itself simply by raising the Bobcat loader's lift arm and rolling out the Bob-Tach™.
- The dumping hopper's castor wheel design with flotation tyres accommodates uneven ground conditions.
- Inside surfaces are flat and smooth to prevent material from sticking.
- The bottom plate has pre-drilled holes to evacuate rainwater.

Description: Park it, load it and dump it. This attachment mounts as easily as a bucket on your loader, and can go wherever your loader goes. Empties fast and easy, just raise the loader arms and dump. Flat, smooth interior surfaces prevent materials from sticking.

TECHNICAL SPECIFICATIONS

Description	Part Number	Length (mm)	Width (mm)	Height (mm)	Capacity Heaped (m³)	Capacity Struck (m³)	Weight (kg)	Control Kit Required	Working Flow	First Use Installation Time
Dumping Hopper, 10	6727275	2108	914	1016	0.84	0.73	304	No	Standard	0.5 h
Dumping Hopper, 25	6717597	2108	2133	1016	2.45	1.93	569	No	Standard	0.5 h

COMPATIBILITY CHARTS

Description	Part Number	Compact Track Loaders								Skid-Steer Loaders														
		MT100	MT120	T450	T590/H	T66/H	T76/H	T770/H	T86/H/S	S70	S100	S450	S510/H	S530/H	S550/H	S590/H	S66/H	S630/H	S650/H	S76/H	S770/H	S86/H/S		
Mounting Frame Bracket for Dumping Hopper 10 **	6729483			X	X						X	X		X	X	X	X							
Dumping Hopper, 10	6727275			X	X						X	X	X		X	X	X							
Dumping Hopper, 25	6717597			X	X	X	X	X	X				X	X	X	X	X	X	X	X	X	X	X	X

FLAIL CUTTER



Requirements	Features & Benefits
--------------	---------------------



Flail Cutter: No special requirement.

- Variable speed displacement motor allows the flail cutter to be "tuned in" to your machine, depending on its hydraulic capacity. By varying the motor displacement to accept auxiliary hydraulic flows ranging from 64 to 151 l/min, the flail cutter can be operated on many different carriers.
- Floating linkage is standard on the flail cutter. This, along with the attachment's compact deck length, lets the unit follow the contour of the land regardless of the pitch or attitude of the carrier, permitting the cutter up to ten degrees of oscillation.
- Safety compliance The flail cutter complies with the SAE J1001 standard for industrial flail mowers. It is standard-equipped with an automatic shut-off device which allows approximately ten inches of vertical travel in the Bob-Tach™ mounting system before the flail cutter shuts down.
- Full width tapered rear roller provides greater turning ability during operation.
- Adjustable rear hatch allows operators to vary the size of discharged material, ranging from small, for mulching applications to coarse for high performance cutting.

Description: The flail cutter is ideal for cutting overgrowth on construction sites as well as alongside roads and sidewalks. It adjusts to follow ground contour.

TECHNICAL SPECIFICATIONS

Description	Part Number	Cutting Width (mm)	Flow (l/min)	Max. Drum Speed (rpm)	Shut Off Float Height (mm)	Weight (kg)	Number of Hammers	Control Kit Required	Working Flow	First Use Installation Time
Flail Cutter, FC155	7115498	1550	64 - 151	2200	254	580	15	No	Standard / High Flow	None
Flail Cutter, FC175	7108385	1750	64 - 151	2200	254	696	18	No	Standard / High Flow	None
Flail Cutter, FC200	7101894	2000	64 - 151	2200	254	746	21	No	Standard / High Flow	None

COMPATIBILITY CHARTS


Description	Part Number	Compact Track Loaders								Skid-Steer Loaders														
		MT100	MT120	T450	T590/H	T66/H	T76/H	T770/H	T86/H/S	S70	S100	S450	S510/H	S530/H	S550/H	S590/H	S66/H	S630/H	S650/H	S76/H	S770/H	S86/H/S		
Flail Cutter, FC155	7115498			X	X	X						X	X	X	X	X								
Flail Cutter, FC175	7108385				X	X	X					X	X	X	X	X	X	X	X	X				
Flail Cutter, FC200	7101894				X	X	X	X	X			X	X	X	X	X	X	X	X	X	X	X	X	X

FORESTRY CUTTER



Requirements	Features & Benefits
--------------	---------------------

Forestry Cutter	Forestry Kit
1	2



Forestry Cutter: Forestry Kit components are required to operate the Forestry Cutter and provide operator and machine protection.
Follow requirements according to carrier compatibility.

- Provides you a complete tree and brush management package.
- Cut higher trees and limbs down to size, grind trees from top to bottom, produce mulch.
- Spiral tooth pattern allows one tooth to engage at a time for smoother operation and less horsepower demand.
- Double-tipped carbide teeth efficiently rip through hard and soft woods, provide long life.
- Can operate below grade to process mulch into the soil.
- Pressure gauge is visible from the seat to help operator run the attachment at peak efficiency.
- The standard front gate can reduce front discharge of material and can promote longer processing into finer mulch.
- The Bobcat Forestry Applications Kit protects the operator and the machine.



Description: Take trees and underbrush from unsightly overgrowth to mulch in minutes with the Bobcat forestry cutter. The forestry cutter leaves a carpet of mulch behind when clearing trees and brush for pre/post disaster mitigation, utility line and road right-of-way maintenance, site preparation, orchard and vineyard maintenance. Use it to cut firebreaks, clean lots and maintain property with ease.

TECHNICAL SPECIFICATIONS

Description	Part Number	Cutting Width (mm)	Number of Teeth	Tree Diameter, Continuous Use (mm)	Tree Diameter, Intermittent Use (mm)	Tree Diameter, Occasional Removal (mm)	Weight (kg)	Control Kit Required	Working Flow	First Use Installation Time
Forestry Cutter, FRC150VT	7493042	1500	30	100 - 120	180 - 220 ¹	250 - 300 ¹	865	Yes	High/Super Flow	None
Forestry Cutter, FRC200XT	7493043	2000	36	100 - 120	180 - 220	250 - 300	1185	Yes	High/Super Flow	None

¹ Values may differ for carrier with flow below 116 l/min

COMPATIBILITY CHARTS

Description	Part Number	Compact Track Loaders								Skid-Steer Loaders												
		MT100	MT120	T450	T590/H	T66/H	T76/H	T770/H	T86/H/S	S70	S100	S450	S510/H	S530/H	S550/H	S590/H	S66/H	S630/H	S650/H	S76/H	S770/H	S86/H/S
1 Forestry Cutter, FRC150VT	7493042				X*	X*	X	X*	X*									X*	X*	X	X*	X*
Forestry Cutter, FRC200XT	7493043							X*	X												X*	X

*Motor adjustment needed by Bobcat Technician

COMPATIBILITY CHARTS						Description	Part Number	Compact Track Loaders					Skid-Steer Loaders											
Forestry Cutter	Application Kit	Engine Kit	Counter-weight	Fire Extinguisher				MT100	MT120	T450	T590/H	T770/H	S70	S100	S450	S510/H	S530/H	S550/H	S590/H	S630/H	S650/H	S770/H		
								1	2a	2b	2c	2d												
						Forestry Application Kit for 500-600 series E2 & 700 series Non E2 machines: • Forestry Door (19 mm Laminated Polycarbonate) • Front and Rear Light Guard • Hydraulic Quick Coupler Guard • Level II FOPS • Muffler Guard • Top and Rear Windows • Polycarbonate Side Windows	7455788				X	X								X	X	X		
						Forestry Application Kit for 700 series E2 machines: • Forestry Door (19 mm Laminated Polycarbonate) • Front and Rear Light Guards • Hydraulic Quick Coupler Guard • Level II FOPS • Top and Rear Windows • Polycarbonate Side Windows	7455789				X												X	
						Engine Compartment Seal Kit: • Cab/Mainframe Seal • Tailgate Seal • Mainframe Slot Cover • Lift Cylinder Boots	7233421** 7206200** 7209981** 7309976**			X										X				
						Kit Weight 200 lbs	7129250**			X										X				
						Kit Weight 300 lbs	7407736**			X														
						Fire Extinguisher Kit	7413592**	X	X	X	X	X	X	X	X	X	X	X	X	X	X	X	X	

Forestry Cutter: Applications, Engine Compartment and Fire Extinguisher Kits must be equipped to operate the Forestry Cutter and provide operator and machine protection. Counterweight to be ordered if required for operation.

* 1 a counterweight kit is required
Fire extinguisher mandatory - to be ordered through parts **



ATTACHMENT: FORESTRY CUTTER

COMPATIBILITY CHARTS						Description	Part Number	Compact Track Loaders			Skid-Steer Loaders				
Forestry Cutter	Forestry Kit	Coupler Guard Kit	Seal Frame Kits	counter-weight	Fire Extinguisher			T66/H	T76/H	T86/H/S	S66/H	S76/H	S86/H/S		
								1	2a	2b	2c	2d	2e		
						Forestry Kit, Standard Cab • Forestry Door • FOPS TOP • Rear and Side Window • Headlight and Tail Light Guard • Tailgate Guard • Exhaust Debris Guards	7485086	X	X	X	X	X	X		
						Forestry Kit, Clear Side Cab • Forestry Door • FOPS TOP • Rear and Sliding Window • Headlight and Tail Light Guard • Tailgate Guard • Exhaust Debris Guards	7485087	X	X	X	X	X	X		
						Kit 3-Coupler Guard	7360697 **	X	X		X	X	X		
						Kit 5-Coupler Guard	7422814 **			X				X	
						Seal Frame Kit (M Frame)	7481754 **	X			X				
						Seal Frame Kit (M Frame)	7482134 **				X				
						Seal Frame Kit (L Frame)	7482434 **			X				X	
						Seal Frame Kit (XL Frame)	7484999 **		X				X		
						Seal Frame Kit (XL Frame)	7485062 **						X		
						Kit Weight 400 lbs	7419037 **		X						
						Fire Extinguisher Kit	7413592 **	X	X	X	X	X	X	X	X

Forestry Cutter: The forestry cutter must be equipped with a forestry kit, coupler guard, seal frame kit, counterweight (if required), and a fire extinguisher.
Fire extinguisher mandatory - to be ordered through parts **

WHY CHOOSE A BOBCAT FORESTRY CUTTER?

- ▶ Mulch a tree in minutes thanks to the 150 or 200 cm wide drums, as well as the variable torques for great productivity.
- ▶ These forestry cutters provide a high-level of precision. Surgically cut the selected tree only or create a path with great agility, and without damaging the surrounding vegetation.
- ▶ For increased safety, there is a special application kit that protects the operator and the machine.

MORE INFO ON WWW.BOBCAT.COM

GRADER



Requirements	Features & Benefits
--------------	---------------------



Grader: Loader must be equipped with an Attachment Control Kit.

- Blade has a reversible cutting edge that is also easily replaceable.
- Bob-Tach™ mounted.
- Blade manually adjusts sideways up to 30 cm either way.
- Optional laser control package for precise grade control in flatwork contracting.
- Attachment control kit must be installed on Bobcat loader to operate attachment.
- 3 cylinders for precise positioning of the blade.
- HD graders are retrofittable for 3D grading application.

Description: Turn your Bobcat loader into a high-performance grading machine. The six-way hydraulically-controlled blade is easy to operate with switches located on steering levers. Optional laser control system offers more precise control and saves concrete, time and labor.

TECHNICAL SPECIFICATIONS

Description	Part Number	Width (cm)	Blade Width Fully Angled (cm)	Blade Angle (Right or Left) (°)	Sideshift	Blade Sideshift Left/Right	Cylinder	Weight (kg)	Control Kit Required	Working Flow	First Use Installation Time
Grader, 213 cm	6906480	213	193	25	Manual	305	3	624	Yes	Standard	None
Grader, 244 cm, HD	7160005	244	212	30	Hydraulic	330	5	1264	Yes	Standard	None
Grader, 274 cm, HD	7182060	274	238	30	Hydraulic	330	5	1298	Yes	Standard	None

COMPATIBILITY CHARTS

Description	Part Number	Compact Track Loaders								Skid-Steer Loaders													
		MT100	MT120	T450	T590/H	T66/H	T76/H	T770/H	T86/H/S	S70	S100	S450	S510/H	S530/H	S550/H	S590/H	S66/H	S630/H	S650/H	S76/H	S770/H	S86/H/S	
Grader, 213 cm	6906480			X	X	X						X	X	X	X	X	X	X	X	X	X	X	X
1 Grader, 244 cm, HD	7160005							X	X	X											X	X	
Grader, 274 cm, HD	7182060								X	X											X	X	
Note: 7-Pin Attachment Control Kit is installed as standard on High Flow (H) machines.																							
7-Pin Attachment Control Kit **	7229102			X								X											
2 7-Pin Attachment Control Kit **	7128426				X				X				X	X	X	X		X	X		X		
7-Pin Attachment Control Kit **	7392835					X	X										X			X			
7-Pin Attachment Control Kit **	7446894									X													X

WORKS BEST WITH A COMPACT TRACK LOADER

SONIC TRACER AVAILABLE FOR HD GRADERS

SEE ALSO "LASER EQUIPMENT" ON PAGE 108



ATTACHMENT: FORESTRY CUTTER

MULCH TREES IN MINUTES WITH THE FORESTRY CUTTER

- ▶ Perfect for any cutting job in a fragile environment thanks to the attachment's compact size and the machine's unmatched maneuverability
- ▶ All in one tool: Allows the operator to perform the job from start to finish – mulching trees or dead wood into medium sized chips – leaving the jobsite clean after the work is done
- ▶ The tungsten-carbide teeth guarantee a long product life with low operating cost
- ▶ Ideal for land clearing, fire breaks, land preparation and park management

MORE INFO ON WWW.BOBCAT.COM

PRECISE TOOLS FOR THE BEST JOB RESULTS

▶ GRADER 213 CM WITH LASER EQUIPMENT



- 1 Laser Receiver LR410: PN 7436330 (Must order 2 Receivers.) Approved on Graders with S/N 6480-01631 & above
- 2 Laser Transmitter: Dual Slope: GL722 PN 6680073
- 3 Tripod: PN 6688806
- 4 Laser Mounting Kit: PN 7436128 For 84"/213 cm Graders with S/N 6480-01631 & above. Includes poles and harnesses.
- 5 Loader must be equipped with an Attachment Control Kit. In case of a non-HF machine, order this kit from Parts. 7-pin Attachment Control Kit for G > K-series loaders: PN 6733142 7-pin Attachment Control Kit for M-series loaders: PN 7128426
- 6 84" / 213 cm Grader PN 6906480

▶ GRADER 244 CM AND 274 CM WITH LASER SYSTEM




- 1 Laser Receivers LR410: PN 7436330 (Must order 2 Receivers.)
- 2 Laser Mounting Kit: PN 7436129 (Includes poles and harnesses)
- 3 Laser Transmitter: Dual Slope: GL722 PN 6680073
- 4 Tripod: PN 6688806
- 5 108" / 274 cm Grader: PN 7182060 or 96" / 244 cm Grader: PN 7160005
- 6 Loader must be equipped with an Attachment Control Kit. In case of a non-HF machine, order this kit from Parts. 7-pin Attachment Control Kit for G > K-series loaders: PN 6733142 7-pin Attachment Control Kit for M-series loaders: PN 7128426
- 7 Optional End-Wing Kit: PN 7177684

▶ GRADER 244 CM AND 274 CM WITH SONIC TRACER



- 1 96" / 244 cm Grader: PN 7160005 or 108" / 274 cm Grader: PN 7182060
- 2 Mounting Hardware: PN 7211624
- 3 Sonic Tracer Package: PN 7023454. Includes 1 sonic tracer, 1 rotation sensor, 2 angle sensors
- 4 Optional End-Wing Kit: PN 7177684




SAVE TIME, LABOR & MONEY WITH THE BOBCAT GRADER

- ▶ High grading and precision capabilities through 6-way hydraulically controlled blade
- ▶ For increased productivity, a standard side shift is installed, and can be controlled from the cab, as well as the blade
- ▶ Optional laser equipment or sonic tracers for optimum precise grade control and dual slope accuracy
- ▶ Cost efficiency: Compact, maneuverable and leaves no waste material


MORE INFO ON WWW.BOBCAT.COM


GRAPPLE, FARM – UTILITY ON BUCKET



Requirements

Features & Benefits





Farm/Utility Grapple: To be attached on bucket. It is recommended to use a port relief valve.

- Move hard to handle materials easily.
- Hydraulically controlled grapple is easy to operate.
- Exclusive Bob-Tach™ mounting system lets you change to another attachment quickly.
- Grapple design allows you to get the forks or bucket close to fences or the sides of walls.

ADDITIONAL TINES ARE AVAILABLE THROUGH PARTS - PN 6675362

Description: This is the easy way to handle loose hay, bedding and manure on the farm and other sites. Use the utility bucket by itself or add the hydraulic grapple for more gripping power.


TECHNICAL SPECIFICATIONS											
Description	Part Number	Width (cm)	Max. Height with Grapple Raised (mm)	Standard Number of Teeth	Max. Number of Teeth	Space Between Teeth (mm)	Max. Opening with Grapple Raised (mm)	Weight (kg)	Control Kit Required	Working Flow	First Use Installation Time
Farm/Utility Grapple on Bucket, 81 cm, 3 Teeth	7125370	81	1020	3	5	180	814	78	No	Standard	None
Farm/Utility Grapple on Bucket, 140 cm, 4 Teeth, C/I	7176977	138	1063	4	8	190	775	90	No	Standard	None
Farm/Utility Grapple on Bucket, 140 cm, 4 Teeth, GP	7176783.EA	138	1065	4	8	190	770	90	No	Standard	None

COMPATIBILITY CHARTS																										
Description	Bucket Part Number	Grapple Part Number	Compact Track Loaders							Skid-Steer Loaders																
			MT100	MT120	T450	T590/H	T66/H	T76/H	T770/H	T86/H/S	S70	S100	S450	S510/H	S530/H	S550/H	S590/H	S66/H	S630/H	S650/H	S76/H	S770/H	S86/H/S			
Bucket, GP, 91 cm	7114488.EA	7125370	X	X						X																
Bucket, GP, 112 cm	7114581.EA	7125370	X	X						X																
Bucket, GP, 127 cm, S70	7114583.EA	7125370								X																
Bucket, GP, 127 cm, S100	7114582.EA	7125370								X																
Bucket, GP, 142 cm	7114584.EA	7125370								X	X															
Bucket, GP, 157 cm	7114585.EA	7176783.EA		X							X	X	X	X												
Bucket, GP, 173 cm	7114586.EA	7176783.EA									X	X	X	X												
Bucket, GP, 188 cm	7114587.EA	7176783.EA									X	X	X	X												
Bucket, LP, 157 cm	6731415.EA	7176977		X		X	X				X	X	X	X	X	X					X				X	
Bucket, LP, 173 cm	6731418.EA	7176977			X	X					X	X	X	X	X	X	X	X	X	X	X	X	X	X	X	X
Bucket, LP, 188 cm	6731421.EA	7176977			X	X	X				X	X	X	X	X	X	X	X	X	X	X	X	X	X	X	X
Bucket, LP, 203 cm	6731424.EA	7176977						X	X								X	X	X	X	X	X	X	X	X	X
Bucket, CI, 157 cm	6731403.EA	7176977							X	X	X	X	X	X	X	X					X				X	
Bucket, CI, 173 cm	6731406.EA	7176977			X	X					X	X	X	X	X	X	X	X	X	X	X	X	X	X	X	X
Bucket, CI, 188 cm	6731409.EA	7176977			X	X	X				X	X	X	X	X	X	X	X	X	X	X	X	X	X	X	X
Bucket, CI, 203 cm	6731412.EA	7176977						X	X	X							X	X	X	X	X	X	X	X	X	X

OPTIONS / ACCESSORIES																										
Description	Part Number	Compact Track Loaders							Skid-Steer Loaders																	
		MT100	MT120	T450	T590/H	T66/H	T76/H	T770/H	T86/H/S	S70	S100	S450	S510/H	S530/H	S550/H	S590/H	S66/H	S630/H	S650/H	S76/H	S770/H	S86/H/S				
Port Relief, 275 bar **	6684646			X	X	X	X	X			X	X	X	X	X	X	X	X	X	X	X	X	X	X	X	
Port Relief Valve **	7417122								X																	X
Port Relief Valve **	7360694					X	X								X											X





GRAPPLE, FARM – UTILITY ON FORK



Requirements

Features & Benefits





Farm/Utility Grapple: To be attached on forks. It is recommended to use a port relief valve.

- Move hard to handle materials easily.
- Hydraulically controlled grapple is easy to operate.
- Exclusive Bob-Tach™ mounting system lets you change to another attachment quickly.
- Grapple design allows you to get the forks or bucket close to fences or the sides of walls.

Description: This is the easy way to handle loose hay, bedding and manure on the farm and other sites. Use the utility fork by itself or add the hydraulic grapple for more gripping power.

TECHNICAL SPECIFICATIONS											
Description	Part Number	Width (cm)	Max. Height with Grapple Raised (mm)	Standard Number of Teeth	Max. Number of Teeth	Space Between Teeth (mm)	Max. Opening with Grapple Raised (mm)	Weight (kg)	Control Kit Required	Working Flow	First Use Installation Time
Farm/Utility Grapple on Utility Fork, 81 cm, 3 Teeth	6966687.EA	81	1020	3	5	-	-	36	No	Standard	None
Farm/Utility Grapple on Utility Fork, 140 cm, 4 Teeth, C/I	7176977	138	1063	4	8	190	775	90	No	Standard	None

COMPATIBILITY CHARTS																										
Description	Utility Fork Part Number	Grapple Part Number	Compact Track Loaders							Skid-Steer Loaders																
			MT100	MT120	T450	T590/H	T66/H	T76/H	T770/H	T86/H/S	S70	S100	S450	S510/H	S530/H	S550/H	S590/H	S66/H	S630/H	S650/H	S76/H	S770/H	S86/H/S			
Utility Fork, 91 cm, 5 Teeth	6966230.EA	6966687.EA	X	X						X																
Utility Fork, 122 cm, 6 Teeth	6966232.EA	6966687.EA									X	X														
Utility Fork, 137 cm, 7 Teeth	6966227.EA	6966687.EA			X	X	X				X	X	X	X	X	X										
Utility Fork, 152 cm, 8 Teeth	6966229.EA	7176977			X	X	X	X				X	X	X	X	X		X	X	X				X		X
Utility Fork, 167 cm, 9 Teeth	6966231.EA	7176977			X	X						X	X	X	X	X	X	X	X	X	X	X		X		X
Utility Fork, 183 cm, 10 Teeth	6966228.EA	7176977			X	X	X	X				X	X	X	X	X	X	X	X	X	X	X	X	X	X	X
Utility Fork, 203 cm, 11 Teeth	7107243.EA	7176977			X	X	X	X	X	X			X	X	X	X	X	X	X	X	X	X	X	X	X	X

OPTIONS / ACCESSORIES																										
Description	Part Number	Compact Track Loaders							Skid-Steer Loaders																	
		MT100	MT120	T450	T590/H	T66/H	T76/H	T770/H	T86/H/S	S70	S100	S450	S510/H	S530/H	S550/H	S590/H	S66/H	S630/H	S650/H	S76/H	S770/H	S86/H/S				
Port Relief, 275 bar **	6684646			X	X	X	X	X			X	X	X	X	X	X	X	X	X	X	X	X	X	X	X	
Port Relief Valve **	7417122								X																	X
Port Relief Valve **	7360694					X	X								X											X

GRAPPLE, INDUSTRIAL



Requirements	Features & Benefits
--------------	---------------------



Industrial Grapple: Includes Bolt-On Cutting Edge. It is recommended to use a port relief valve.

- Move hard to handle materials easily.
- Powerful independent grapples (2) secure uneven loads.
- Hydraulically controlled grapple is easy to operate.
- Handles bulky, uneven loads securely.

Description: Built tough for reliability and endurance, the industrial bucket and fork with grapple will easily handle scrap, waste, brush and other hard-to-manage materials.

TECHNICAL SPECIFICATIONS

Description	Part Number	Width (cm)	Number of Grapples	Number of Teeth STD	Number of Teeth Max.	Max. Open Height (cm)	Jaw Opening at Max. Open Height (cm)	Weight (kg)	Control Kit Required	Working Flow	First Use Installation Time
Grapple, Industrial Bucket, 91 cm	7493574	91	1 × 6	-	-	108	80	165	No	Standard	2.5 h
Grapple, Industrial Bucket, 122 cm	7493572	122	1 × 6	-	-	108	80	202	No	Standard	2.5 h
Grapple, Industrial Bucket, 158 cm	7483067	158	2 × 2	-	-	114	98	434	No	Standard	2.5 h
Grapple, Industrial Bucket, 178 cm	7483069	178	2 × 2	-	-	114	98	453	No	Standard	2.5 h
Grapple, Industrial Bucket, 188 cm	7488345	188	2 × 2	-	-	114	98	472	No	Standard	2.5 h
Grapple, Industrial Bucket, 203 cm	7481680	203	2 × 2	-	-	122	96	569	No	Standard	2.5 h
Grapple, Industrial Fork, 170 cm	7488273	170	2 × 2	7	13	113	89	450	No	Standard	2.5 h
Grapple, Industrial Fork, 203 cm	7483691	203	2 × 2	8	15	119	93	554	No	Standard	2.5 h

COMPATIBILITY CHARTS

Description	Part Number	Compact Track Loaders								Skid-Steer Loaders													
		MT100	MT120	T450	T590/H	T66/H	T76/H	T770/H	T86/H/S	S70	S100	S450	S510/H	S530/H	S550/H	S590/H	S66/H	S630/H	S650/H	S76/H	S770/H	S86/H/S	
Grapple, Industrial Bucket, 91 cm	7493574	X	X							X													
Grapple, Industrial Bucket, 122 cm	7493572	X	X							X													
Grapple, Industrial Bucket, 158 cm	7483067			X	X	X					X	X	X	X	X	X							
Grapple, Industrial Bucket, 178 cm	7483069			X	X	X	X				X	X	X	X	X	X	X	X	X	X	X	X	
Grapple, Industrial Bucket, 188 cm	7488345				X	X	X										X	X	X	X	X	X	
Grapple, Industrial Bucket, 203 cm	7481680																X	X	X	X	X	X	
Grapple, Industrial Fork, 170 cm	7488273			X	X	X	X				X	X	X	X	X	X	X	X	X	X	X	X	
Grapple, Industrial Fork, 203 cm	7483691					X	X	X	X								X	X				X	X

OPTIONS / ACCESSORIES

Note: It's recommended to install a port relief on the loader for use with farm/utility grapples.

Description	Part Number	Compact Track Loaders								Skid-Steer Loaders													
		MT100	MT120	T450	T590/H	T66/H	T76/H	T770/H	T86/H/S	S70	S100	S450	S510/H	S530/H	S550/H	S590/H	S66/H	S630/H	S650/H	S76/H	S770/H	S86/H/S	
Port Relief, 275 bar **	6684646			X	X	X	X	X			X	X	X	X	X	X	X	X	X	X	X	X	
Port Relief Valve **	7417122								X														X
Port Relief Valve **	7360694					X	X									X						X	

GRAPPLE, ROOT



Requirements	Features & Benefits
--------------	---------------------



Root Grapple: It is recommended to use a port relief valve.

- Heavy duty design improves wear life in tough land clearing and demolition applications.
- Curved tooth design permits material to be picked up without driving teeth into the ground and allows dirt to fall between teeth, leaving dirt on side.
- Fully enclosed mounting frame extends wear life by minimizing flexing in frame area.
- Inertia-welded cylinder ends – a Bobcat exclusive – permit strong, smooth, durable grapple operation by improving hydraulic cushioning at the end of the stroke.
- Protected hydraulic hoses limit damage to hoses from debris.

Description: Built tough for reliability and endurance, the root grapple easily handle scrap, waste, brush and other hard-to-manage materials.

TECHNICAL SPECIFICATIONS

Description	Part Number	Width (cm)	Max. Height with Grapple Raised (cm)	Max. Tooth Opening (cm)	Teeth	Weight (kg)	Control Kit Required	Working Flow	First Use Installation Time
Root Grapple, 91 cm	7493347	91	109	81	5	143	No	Standard	None
Root Grapple, 122 cm	7493345	122	109	81	7	179	No	Standard	None
Root Grapple, 168 cm	7493610	168	131	111	8	453	No	Standard	None
Root Grapple, 183 cm	7488431	183	131	111	9	476	No	Standard	None
Root Grapple, 203 cm	7483226	203	131	111	11	528	No	Standard	None

COMPATIBILITY CHARTS

Description	Part Number	Compact Track Loaders								Skid-Steer Loaders													
		MT100	MT120	T450	T590/H	T66/H	T76/H	T770/H	T86/H/S	S70	S100	S450	S510/H	S530/H	S550/H	S590/H	S66/H	S630/H	S650/H	S76/H	S770/H	S86/H/S	
Root Grapple, 91 cm	7493347	X	X							X													
Root Grapple, 122 cm	7493345	X	X	X							X	X											
Root Grapple, 168 cm	7493610			X	X	X						X	X	X	X	X							
Root Grapple, 183 cm	7488431				X	X	X	X	X				X	X	X	X	X	X	X	X	X	X	
Root Grapple, 203 cm	7483226																X	X	X	X	X	X	

OPTIONS / ACCESSORIES

Note: It's recommended to install a port relief on the loader for use with farm/utility grapples.

Description	Part Number	Compact Track Loaders								Skid-Steer Loaders													
		MT100	MT120	T450	T590/H	T66/H	T76/H	T770/H	T86/H/S	S70	S100	S450	S510/H	S530/H	S550/H	S590/H	S66/H	S630/H	S650/H	S76/H	S770/H	S86/H/S	
Port Relief, 275 bar **	6684646			X	X	X	X	X			X	X	X	X	X	X	X	X	X	X	X	X	
Port Relief Valve **	7417122								X														X
Port Relief Valve **	7360694					X	X									X						X	

LANDPLANE



Requirements	Features & Benefits
--------------	---------------------



Landplane: Includes expanded metal grate, scarifier assembly, teeth and respective hardware.

- Allows controlled grading and levelling in both forward and reverse directions.
- Can be used like a bucket to transport material on site.
- Peels and removes sod.
- Scarifier breaks up hard ground.
- Sorts unwanted debris from soil.
- Pulverises soil clods.
- Aerates soil for seeding and sodding.
- Bob-Tach™ mounted.
- Bidirectional operation.
- Bidirectional scarifier.
- Removable screen.

Description: A landscaping must. It grades and levels in both forward and reverse and peels and removes sod. The deluxe landplane includes a bidirectional scarifier and removable screen to pulverise soil clods, aerates and sorts debris from soil.

TECHNICAL SPECIFICATIONS

Description	Part Number	Width (cm)	Digging depth (cm)	Cutting Edge (mm)	Weight (kg)	Control Kit Required	Working Flow	First Use Installation Time
Landplane Deluxe, 122 cm	6907173	122	7.6	12.7 × 102	191	No	Standard	None
Landplane Deluxe, 198 cm	6906115	198	8.9	12.7 × 152	304	No	Standard	None

COMPATIBILITY CHARTS

Description	Part Number	Compact Track Loaders								Skid-Steer Loaders													
		MT100	MT120	T450	T590/H	T66/H	T76/H	T770/H	T86/H/S	S70	S100	S450	S510/H	S530/H	S550/H	S590/H	S66/H	S630/H	S650/H	S76/H	S770/H	S86/H/S	
Landplane Deluxe, 122 cm	6907173	X	X							X	X												
Landplane Deluxe, 198 cm	6906115			X	X	X	X	X	X			X	X	X	X	X	X	X	X	X	X	X	X

LANDSCAPE RAKE



Requirements	Features & Benefits
--------------	---------------------



Landscape Rake: No special requirement.

- Picks up rocks down to 19 mm and larger, and most 13 mm rocks.
- Hydraulic cylinder opens top cover - for easier dumping, and also allows the bucket and cutting edge to be used to push and scrape debris.
- Rake bars provide better levelling by providing longer ground contact.
- Hardened teeth for longer wear.
- Side skis, which are adjustable, provide depth control and leave only a slight "knife-edge" mark in the finished surface.

Description: The perfect landscape finishing tool. It rakes and collects surface debris as it smoothes and levels the soil. Picks up rocks 19 mm and larger, as well as most 13 mm rocks. Adjustable side skis provide depth control.

TECHNICAL SPECIFICATIONS

Description	Part Number	Working Width (cm)	Number of Tooth Bars	Total Number of Teeth	Bucket Capacity (l)	Weight (kg)	Control Kit Required	Working Flow	First Use Installation Time
Landscape Rake, 5B	6709107	152	12	384	340	503	No	Standard	None
Landscape Rake, 6B	6710630	183	12	468	400	560	No	Standard	None

COMPATIBILITY CHARTS

Description	Part Number	Compact Track Loaders								Skid-Steer Loaders												
		MT100	MT120	T450	T590/H	T66/H	T76/H	T770/H	T86/H/S	S70	S100	S450	S510/H	S530/H	S550/H	S590/H	S66/H	S630/H	S650/H	S76/H	S770/H	S86/H/S
Landscape Rake, 5B	6709107			X	X	X	X					X	X	X	X	X		X	X	X		
Landscape Rake, 6B	6710630				X	X	X	X	X				X	X	X	X	X	X	X	X	X	X



ALWAYS USE THE LANDSCAPE RAKE GOING IN REVERSE. BEWARE THAT THE GROUND SHOULD NEITHER BE DRY NOR TOO WET FOR OPTIMUM PERFORMANCE

LASER EQUIPMENT



Requirements Features & Benefits



Laser Equipment: No special requirement.

- Temperature compensation.
- Selectable rotation speeds.
- Grade reverse, instantaneous.
- Automatic control system.
- Long range remote control.
- Planelock.
- Grade matching.
- Automatic axis alignment.
- CAN-bus communication.
- LED indication arrows.
- Fully weatherproof.
- Full 360-degree laser detection.

Description: The laser equipment offers the most innovative features to help you get to grade faster with increased accuracy.

TECHNICAL SPECIFICATIONS

Description	Part Number	Type	Radio Remote	Temperature compensation	Auto Axis Alignment	Range (Diameter)	Accuracy	Weight (kg)	Control Kit Required	First Use Installation Time
Laser Transmitter, Dual Slope, GL722 ¹	6680073	Dual Slope	Yes	-	Yes	900 m	4,6 arc sec	8.5	No	None
Laser Receiver, LR410	7436330	360° laser reception	-	-	-	-	-	2.8	No	None
LR410 Mount Receiver Kit for Grader 213 cm	7436128	-	-	-	-	-	-	21	No	1 h
LR410 Mount Receiver Kit for Grader 244 & 274 cm	7436129	-	-	-	-	-	-	25	No	0.5 h
LR410 Mount Receiver Kit for HD Box Blade	7436108	-	-	-	-	-	-	21	No	0.25 h

¹Tripod needed for accurate depth control. See in Accessories



COMPATIBILITY CHARTS

Description	Part Number	Compact Track Loaders								Skid-Steer Loaders													
		MT100	MT120	T450	T590/H	T66/H	T76/H	T770/H	T86/H/S	S70	S100	S450	S510/H	S530/H	S550/H	S590/H	S66/H	S630/H	S650/H	S76/H	S770/H	S86/H/S	
Laser Transmitter, Dual Slope, GL722 ¹	6680073			X	X	X	X	X	X			X	X	X	X	X	X	X	X	X	X	X	X
Laser Receiver, LR410	7436330			X	X	X	X	X	X			X	X	X	X	X	X	X	X	X	X	X	X
LR410 Mount Receiver Kit for Grader 213 cm	7436128			X	X	X						X	X	X	X	X	X	X	X	X	X	X	X
LR410 Mount Receiver Kit for Grader 244 & 274 cm	7436129								X	X	X										X	X	
LR410 Mount Receiver Kit for HD Box Blade	7436108				X	X	X	X	X					X	X	X	X	X	X	X	X	X	X

¹Tripod needed for accurate depth control. See in Accessories

OPTIONS / ACCESSORIES

Description	Part Number	Weight (kg)
Tripod	6688806	6
LR410 Carry Case	7436112	3.2


CONTACT YOUR LOCAL DEALER AND/OR YOUR DISTRICT MANAGER FOR MORE INFORMATION AND GUIDANCE


LOG GRAPPLE



Requirements

Features & Benefits





- Reinforced tines provide powerful and lasting grip on logs and brush.
- Heavy duty teeth help stabilize logs of all sizes during operation.
- Free hanging design with 142 cm opening tines.
- Integrated tree pusher assists in falling branches, stems or trees in the intended direction.
- Robe bollards maximise stability and control when directing debris during cutting.

Log Grapple: No special requirement

Description: Meet the challenging demands of landscaping and municipality jobsites with our new log grapple! Loading logs onto trailers or transporting material out of your yard has never been easier. This free-hanging log grapple attachment has the brute force and agility to lift and move heavy logs and brush - even on tight worksites or properties.

TECHNICAL SPECIFICATIONS								
Description	Part Number	Cylinder Stroke	Cylinder Bore Diameter	Cylinder Rod Diameter	Max. Opening (mm)	Max. Reach (mm)	Weight (kg)	Control Kit Required
Log Grapple 56"	7401254	190.2	50.8	31.8	1429	1726	152	No

COMPATIBILITY CHARTS																							
Description	Part Number	Compact Track Loaders								Skid-Steer Loaders													
		MT100	MT120	T450	T590/H	T66/H	T76/H	T770/H	T86/H/S	S70	S100	S450	S510/H	S530/H	S550/H	S590/H	S66/H	S630/H	S650/H	S76/H	S770/H	S86/H/S	
Log Grapple 56"	7401254	X	X																				

ATTACHMENT: LASER RECEIVER & GRADE LASER

HIGH ACCURACY WITH THE BOBCAT GRADE LASER TRANSMITTER AND RECEIVER

LR410 LASER RECEIVER

- ▶ The Automatic Lift Control System will continually provide the maximum accuracy in any grading task.
- ▶ Operate worry-free on a jobsite with the anti-strobe feature, eliminating equipment interference.
- ▶ This receiver is fully weatherproof for maximum productivity in any weather conditions.


GL722 GRADE LASER

- ▶ Easy access points, and the intuitive controls enables quick and efficient control changes from the comfort of the cab, increasing operator productivity.
- ▶ The Automatic Axis Alignment eliminates the need to manually align the laser to your grade hub, giving you an accurate result each time.


MORE INFO ON WWW.BOBCAT.COM

MIXING BUCKET

MOWER

	Requirements	Features & Benefits
 <p>Mixing Bucket: No special requirement.</p>		<ul style="list-style-type: none"> • Side discharge system. • Mix and dump functions are fingertip controlled. • Mix while driving.

Description: This rugged, cost-effective attachment lets you mix, transport and pour concrete much quicker than a stand alone mixer. Its compact size makes it ideal for sidewalks, driveways, finish work, footings and floors of small buildings and hard-to-reach or limited access areas.

	Requirements	Features & Benefits
 <p>Mower: Not available for Europe.</p>		<ul style="list-style-type: none"> • Three partially overlapping blades for clean cutting with no skips. • Direct hydraulic motor drive. • Industry standard cutting blades elevate grass for better mulching capability. • Adjustable cutting height from 51 to 140 mm in 13 mm increments. • Unique attachment frame allows mower to oscillate independently of loader. • Rear discharge disperses grass clippings under the carrier, away from buildings, trees and fences. • Patented blade shutoff device stops blade rotation when mower is raised off the ground. • Anti-scalping wheel allows operator to traverse uneven terrain without scalping the surface.

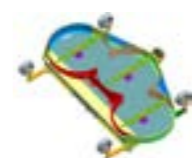
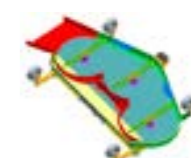
Description: Ideal for rough-cut applications, including road ditch right-of-way, golf course roughs and large acreage mowing. The mower has three partially overlapping blades that cut clean with no skips. It eliminates driving over the grass before cutting, and provides excellent visibility of the work area.

TECHNICAL SPECIFICATIONS										
Description	Part Number	Width (cm)	Capacity (l)	Max. Granular Size (mm)	Average Mixing Time (min.)	Flow Range (l/min)	Weight (kg)	Length (cm)	Height (cm)	First Use Installation Time
Mixing Bucket, MB200SD, BT	7185474	135	200	20	4 - 5	45 - 60	350	73	83	None
Mixing Bucket, MB250SD, BT	7185472	153	250	20	4 - 5	45 - 75	370	73	83	None

TECHNICAL SPECIFICATIONS										
Description	Part Number	Cutting Width (mm)	Number of Blades	Shutoff Travel Height (mm)	Cutting Height Range (mm)	Tip Speed	Weight (kg)	Control Kit Required	Working Flow	First Use Installation Time
Mower, 183 cm, Non-CE	7144850	1816	3	86	51 - 140	61 m/s @ 57 l/min, 89 m/s @ 83 l/min	400	No	Standard	None

COMPATIBILITY CHARTS																								
Description	Part Number	Compact Track Loaders								Skid-Steer Loaders														
		MT100	MT120	T450	T590/H	T66/H	T76/H	T770/H	T86/H/S	S70	S100	S450	S510/H	S530/H	S550/H	S590/H	S66/H	S630/H	S650/H	S76/H	S770/H	S86/H/S		
Mixing Bucket, MB200SD, BT	7185474				X	X	X	X	X				X	X	X	X	X	X	X	X	X	X	X	X
Mixing Bucket, MB250SD, BT	7185472				X	X	X	X	X				X	X	X	X	X	X	X	X	X	X	X	X

COMPATIBILITY CHARTS																								
Description	Part Number	Compact Track Loaders								Skid-Steer Loaders														
		MT100	MT120	T450	T590/H	T66/H	T76/H	T770/H	T86/H/S	S70	S100	S450	S510/H	S530/H	S550/H	S590/H	S66/H	S630/H	S650/H	S76/H	S770/H	S86/H/S		
Mower, 183 cm, Non-CE	7144850			X	X			X			X	X	X	X	X	X	X	X	X	X	X	X	X	X

OPTIONS / ACCESSORIES		
Description	Part Number	
Mulch Kit, 183 cm **	7144843	
Side Discharge Kit, 183 cm **	7144844	

** To be ordered through Bobcat Parts

PALLET FORKS



Requirements	Features & Benefits				
<table border="1"> <tr> <th>Mounting Frame</th> <th>Forks</th> </tr> <tr> <td>1</td> <td>2</td> </tr> </table> <p>Pallet Forks Standard: Need Mounting Frame & Forks.</p>	Mounting Frame	Forks	1	2	<ul style="list-style-type: none"> Large, square holes in back screen provide excellent fork/load visibility. Screen made from durable, heavy gauge steel for long life.
Mounting Frame	Forks				
1	2				

Description: Ideal to handle any kind of bulky or bagged material from fertiliser to seed and animal feed. Especially handy when working in tight areas or along narrow aisles.

TECHNICAL SPECIFICATIONS

Description	Part Number	Fork Width (cm)	Frame Weight (kg)	Control Kit Required	Working Flow	First Use Installation Time
Pallet Fork Frame Standard MT100-S70	6809716.T	10	47	No	Standard	0.25 h
Pallet Fork Frame Standard Duty	7297499.T	10	60	No	Standard	0.25 h
Pallet Fork Frame Heavy Duty	7294305.T	10	74	No	Standard	0.25 h
Pallet Fork Frame Severe Duty	7294332.T	10	120	No	Standard	0.25 h

COMPATIBILITY CHARTS

Description	Part Number	Compact Track Loaders								Skid-Steer Loaders														
		MT100	MT120	T450	T590/H	T66/H	T76/H	T770/H	T86/H/S	S70	S100	S450	S510/H	S530/H	S550/H	S590/H	S66/H	S630/H	S650/H	S76/H	S770/H	S86/H/S		
1 Pallet Fork Frame, Standard, MT100-S70	6809716.T	X*	X*						X*															
1 Pallet Fork Frame Standard Duty	7297499.T			X*					X*	X*														
1 Pallet Fork Frame Heavy Duty	7294305.T			X*	X*	X*	X*		X*	X*	X*	X*	X*	X*	X*	X*	X*	X*	X*	X*	X*	X*	X*	X*
1 Pallet Fork Frame Severe Duty	7294332.T			X*	X*	X*	X*	X*	X*	X*	X*	X*	X*	X*	X*	X*	X*	X*	X*	X*	X*	X*	X*	X*
2 Pallet Fork Teeth 91 cm, Heavy Duty, Class 2 (Set of 2)	6540184	X*	X*	X*	X*				X*	X*	X*	X*	X*	X*	X*	X*	X*	X*	X*	X*	X*	X*	X*	X*
2 Pallet Fork Teeth 106 cm, Heavy Duty, Class 2 (Set of 2)	6540183			X*	X*	X*	X*		X*	X*	X*	X*	X*	X*	X*	X*	X*	X*	X*	X*	X*	X*	X*	X*
2 Pallet Fork Teeth 122 cm, Heavy Duty, Class 2 (Set of 2)	6540182			X*	X*	X*	X*		X*	X*	X*	X*	X*	X*	X*	X*	X*	X*	X*	X*	X*	X*	X*	X*
2 Pallet Fork Teeth 106 cm, Severe Duty, Class 2 (Set of 2)	6541521			X*	X*	X*	X*	X*	X*	X*	X*	X*	X*	X*	X*	X*	X*	X*	X*	X*	X*	X*	X*	X*
2 Pallet Fork Teeth 122 cm, Severe Duty, Class 2 (Set of 2)	6541518			X*	X*	X*	X*	X*	X*	X*	X*	X*	X*	X*	X*	X*	X*	X*	X*	X*	X*	X*	X*	X*

* Pay attention to the max. pallet fork frame load rating.

OPTIONS / ACCESSORIES

Description	Part Number
Brick-Guard Center for NEW STD and HD Pallet Fork Frame	7306978
Brick-Guard Extension for NEW Severe Duty Pallet Fork Frame	7306981

MAXIMUM PALLET FORK FRAME LOAD RATING

Standard Duty (kg)	Heavy Duty (kg)	Severe Duty (kg)
1130	1810	2495

SEVERE DUTY FRAMES SHOULD BE ONLY USED WITH SEVERE DUTY FORKS

PALLET FORKS, HYDRAULIC



Requirements	Features & Benefits
<p>Pallet Forks Hydraulic: Includes Back Frame and 2 hydraulically adjustable teeth.</p>	<ul style="list-style-type: none"> Large, square holes in back screen provide excellent fork/load visibility. Screen made from durable, heavy gauge steel for long life. Hydraulic Pallet Fork Positioner Attachment is available for easier handling of varying pallet sizes without leaving the operator's seat.

Description: Ideal to handle any kind of bulky or bagged material from fertiliser to seed and animal feed. Especially handy when working in tight areas or along narrow aisles.

TECHNICAL SPECIFICATIONS

Description	Part Number	Fork Length (cm)	Fork Width (cm)	Frame Weight (kg)	Control Kit Required	Working Flow	First use installation time
Pallet Fork Frame, Hydraulic, 122 cm	6905425	122	10	356	No	Standard	None

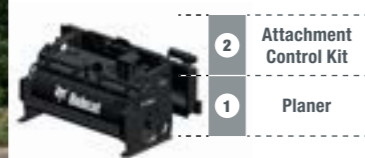
COMPATIBILITY CHARTS

Description	Part Number	Compact Track Loaders								Skid-Steer Loaders														
		MT100	MT120	T450	T590/H	T66/H	T76/H	T770/H	T86/H/S	S70	S100	S450	S510/H	S530/H	S550/H	S590/H	S66/H	S630/H	S650/H	S76/H	S770/H	S86/H/S		
Pallet Fork Frame, Hydraulic, 122 cm	6905425			X	X	X	X	X	X				X	X	X	X	X	X	X	X	X	X	X	X

PLANER, SELF-LEVELLING



Requirements	Performance*	Features & Benefits
--------------	--------------	---------------------



Self-levelling Planer: For High and Super Flow machines only. Loader must be equipped with an Attachment Control Kit.

- Teeth life: 20 - 60 hours
 - Drum life: 300 - 800 hours
 - Production rate: 40 - 50 m²/h
- * Performances are estimated only and can vary depending on the type of concrete, depth of use, operator experience, ...
- Top access panel – for easier bit service and maintenance.
 - Self-levelling feature - for following irregular surfaces.
 - Hydraulic side-shift – for planing close to walls and curbs, and to easily reposition the drum for another pass.
 - Hydraulic depth adjustment on each ski - for constant contact to the ground, even working with one ski on the curb or on the surface already milled.
 - Hydraulic planer tilting – for planing sloping surfaces or to match two uneven surfaces.
 - Direct-drive high torque motors – for low maintenance and high efficiency.
 - Bob-Tach™ mounting system with quick-connect controls – for fast, easy attachment changes.

Description: Equipped with direct-drive, high-torque hydraulic motor. These low maintenance attachments efficiently mill asphalt or concrete. Planers feature hydraulic side-shift, hydraulic independent ski depth control and hydraulic tilting. Self-levelling ski. Make precise adjustments with fingertip controls. Operate with Super Flow technology for increased operation productivity on the jobsite.

TECHNICAL SPECIFICATIONS

Description	Part Number	Max. Cutting Width (cm)	Cutting Depth (with std drum) (cm)	Max. Cutting Angle ± (°)	Side-shift (cm)	Min. Planing Distance Next to Curb (cm)	Number of Bits	Weight (kg)	Control Kit Re-quired	Working Flow	First Use Installation Time
Self-levelling Planer, 35cm	7478385	35	15	8	65	8	36	670	No	Standard	None
Self-levelling Planer, 45 cm	7221391	45	15	8	65	7,5	42	742	Yes	High Flow	None
Self-levelling Planer, 45 cm, with surface cut drum	7221391.SC	40	N/A	8	65	7,5	208	760	Yes	High Flow	None
Self-levelling Planer, 50 cm	7331126	50	17	8	65	7,5	42	845	Yes	High Flow	None
Self-levelling Planer, 60 cm	7221392	60	17	8	65	7,5	54	910	Yes	High Flow	None
Self-levelling Planer, 60 cm	7430052	60	17	8	65	7,9	54	1000	Yes	High & Super Flow	None
Self-levelling Planer, 100 cm	6726632	102	13	8	52	7,1	78	1032	Yes	High & Super Flow *	None
Self-levelling Planer, 100 cm with 60 (fixed)/40 (removable) drum	1111142	100	13	8	52	7,5	54/32	1095	Yes	High & Super Flow *	None
Self-levelling Planer, 120 cm	7430053	120	13	8	41	10	90	1200	Yes	High & Super Flow	None
Self-levelling Planer, 150 cm	7491343	150	13	8	35	10,4	114	1260	Yes	High & Super Flow	None

* from S/N 991403650; below = High Flow only

COMPATIBILITY CHARTS

Description	Part Number	Compact Track Loaders								Skid-Steer Loaders													
		MT100	MT120	T450	T590/H	T66/H	T76/H	T770/H	T86/H/S	S70	S100	S450	S510/H	S530/H	S550/H	S590/H	S66/H	S630/H	S650/H	S76/H	S770/H	S86/H/S	
Self-levelling Planer, 35cm	7478385			X	X	X	X	X	X			X	X	X	X	X	X	X	X	X	X	X	X
Self-levelling Planer, 45 cm	7221391				X	X	X						X	X	X	X	X	X	X	X			
Self-levelling Planer, 45 cm, with surface cut drum	7221391.SC				X	X	X						X	X	X	X	X	X	X	X			
Self-levelling Planer, 50 cm	7331126				X	X	X	X	X				X	X	X	X	X	X	X	X	X	X	X
Self-levelling Planer, 60 cm	7221392				X	X	X	X	X				X	X	X	X	X	X	X	X	X	X	X
Self-levelling Planer, 60 cm	7430052								X														X
Self-levelling Planer, 100 cm	6726632							X	X	X								X	X	X	X	X	X
Self-levelling Planer, 100 cm with 60 (fixed) / 40 (removable) drum	1111142							X	X	X								X	X	X	X	X	X
Self-levelling Planer, 120 cm	7430053							X	X												X	X	
Self-levelling Planer, 150 cm	7491343							X	X												X	X	




OPTIONS / ACCESSORIES

Description	Part Number	Number of Bits	Weight (kg)
PSL 45 cm, Kit Nozzle Spray	7532575	-	5
Drum Surface Cut, Width = 40 cm, for PSL 45 cm	7307800	208	168
Drum Width = 30 cm, for PSL 45 cm	7307802	36	93
Drum Surface Width 40 cm, for PSL 60 cm SF	7481360	208	165
Drum Standard Width = 45 cm, for PSL 45 cm	7245741	42	123
PSL 50, Kit Nozzle Spray	7532576	-	5
PSL 60, Kit Nozzle Spray	7532577	-	5
Drum Standard Width = 50 cm, for PSL 50 & 60 cm	7337658	42	133
Drum, Surface Cut, Width = 40 cm, for PSL 50 & 60 cm	7338345	208	186
Drum Standard Width = 50 cm, for PSL 60 cm SF	7481359	42	136
Drum Standard Width = 60 cm, for PSL 60 cm	7245754	54	153
Drum Surface Cut, Width = 61 cm, for PSL 60 cm	7307801	306	244
Drum Standard Width = 60 cm, for PSL 60 cm SF	7481358	54	173
Drum Surface Width = 60 cm, for PSL 60 cm SF	7481361	306	260
PSL 100 cm, Kit Nozzle Spray	7532578	-	6
Drum Standard Width = 100 cm, for PSL 100 cm	6676767	78	258
Drum Surface Cut, Width = 100 cm, for PSL 100 cm	7330324	508	310
Drum 60 Fixed/40 Removable, for PSL 100 cm	7330325	78	313
PSL 120 cm, Kit Nozzle Spray	7532579	-	6
PSL 150 cm, Kit Nozzle Spray	7532580	-	6



PRESSURE WASHER



Requirements	Features & Benefits
<p>Pressure Washer 1</p> <p>Attachment Control Kit 2</p> <p>Pressure Washer: Loader must be equipped with an Attachment Control Kit, except for model KC19-250S.</p>	<ul style="list-style-type: none"> • Plug & Play enables the operator to connect the attachment to the machine within seconds • Compact Design for working in tight spaces and ease of transport • Hydraulically adjustable front sprayer helps to adapt to all street conditions • Floating front wheel allows the Pressure Washer to work smoothly and faster • High Pressure Pump – No rotating parts makes it durable and low maintenance • Washing handgun with 20 meters hose reel • Dustfree cleaning before laying bituminous material

Description: The Bobcat Pressure Washer is a versatile attachment that can be used to clean and sanitize streets (model 220L is not suitable for sanitization needs), remove graffiti and even for railroad, bridge or tunnel maintenance. It's dustfree design enables the attachment to be used when laying asphalt, providing a clean surface for bituminous material laying. Designed to spray high pressured water on roads or any kind of surface that needs to be cleaned. Washing handgun with 20 meters hose reel makes cleaning effective and easy.

TECHNICAL SPECIFICATIONS

Description	Part Number	Sprayer Width (mm)	Max. Water Pressure (bar)	Max. Water (l/min)	Water Tank Capacity (l)	Degree of Sprayer Angle	Operating Weight (kg)	Shipping Weight (kg)	Control Kit Required	Working Flow	First Use Installation Time
Pressure Washer KC19-250S	7418713	1250	250	30	270	± 19° (mech.)	369	99	No	Standard	None
Pressure Washer KC19-250M	7418714	1650	250	30	540	± 20° (hydr. cyl.)	765	225	Yes	Standard	None
Pressure Washer KC19-250L	7418715	1650	250	30	810	± 20° (hydr. cyl.)	1071	261	Yes	Standard	None
Pressure Washer KC19-220L	7420822	1580	220	50	810	± 20° (hydr. cyl.)	1078	268	Yes	Standard	None

COMPATIBILITY CHARTS

Description	Part Number	Compact Track Loaders								Skid-Steer Loaders													
		MT100	MT120	T450	T590/H	T66/H	T76/H	T770/H	T86/H/S	S70	S100	S450	S510/H	S630/H	S550/H	S590/H	S66/H	S630/H	S650/H	S76/H	S770/H	S86/H/S	
Pressure Washer KC19-250S	7418713									X													
Pressure Washer KC19-250M	7418714			X	X	X	X	X	X		X	X	X	X	X	X	X	X	X	X	X	X	X
Pressure Washer KC19-250L	7418715				X	X	X	X	X								X	X	X	X	X	X	X
Pressure Washer KC19-220L	7420822				X	X	X	X	X								X	X	X	X	X	X	X
Note: 7-Pin Attachment Control Kit is installed as standard on High Flow (H) machines.																							
7-Pin Attachment Control Kit **	6733142									X													
7-Pin Attachment Control Kit **	7229102			X							X												
7-Pin Attachment Control Kit **	7128426				X			X				X	X	X	X		X	X			X		
7-Pin Attachment Control Kit **	7392835					X	X										X			X			
7-Pin Attachment Control Kit **	7446894								X														X

OPTIONS / ACCESSORIES

Description	Part Number	Max. Pressure Output (bar)	Sand Consumption (kg/h)	Sand Grain Size (mm)	Weight (kg)	First Use Installation Time
Sand blasting kit	7423360	200	200 - 450	0.2 - 1.4	6	None



ATTACHMENT: PRESSURE WASHER

DESIGNED TO SPRAY HIGH PRESSURE WATER ON ROADS OR ANY KIND OF SURFACE

- ▶ **Plug&Play** — connect and start to work for peace of mind
- ▶ **Compact Design** — for maximum efficiency and easy transport
- ▶ **Hydraulically adjustable front sprayer** to adapt to all street conditions
- ▶ **Floating front wheel (M/L)** — allows the pressure washer to work smoothly and quicker
- ▶ **Easy to use and clean** — gets the job done quickly and safely with consistent results
- ▶ **HPW (High Pressure Pump)** — no rotating parts makes it durable and low maintenance
- ▶ **Washing handgun and 20-meter hose reel** — easy switch from front sprayer to washing handgun which makes cleaning apartment entrances, corners, statues, machines, cars, benches, signs, and all tight spaces effective and easy

MORE INFO ON WWW.BOBCAT.COM

REAR STABILIZERS

Requirements		Features & Benefits
1	Adapter	<ul style="list-style-type: none"> Delivers better results for tree spade and backhoe attachments. Frame-mounted, quick-attach design. Grouser bars help prevent the loader from being pulled forward toward the work. Street pads are available. Transfers weight of machine to front mounted attachment.
2	Stabilizers	

- Delivers better results for tree spade and backhoe attachments.
- Frame-mounted, quick-attach design.
- Grouser bars help prevent the loader from being pulled forward toward the work.
- Street pads are available.
- Transfers weight of machine to front mounted attachment.

Note: Installation of rear stabilizers requires rear auxiliary hydraulics.

Rear Stabilizers: Need adapter and stabilizer. Also needs rear auxiliary hydraulic line (dealer install option)

Description: Increase your auger, backhoe or tree spade performance in a wide range of jobs with a set of frame-mounted rear stabilizers. Rear stabilizers improve performance by transferring the weight of the loader to the auger, backhoe or tree spade where it's needed for better digging capability. Rear stabilizers also assist in levelling the loader on uneven terrain. Rear stabilizers are available for most Bobcat loaders and can be quickly mounted and removed.

TECHNICAL SPECIFICATIONS					
Description	Part Number	Weight (kg)	Control Kit Required	Working Flow	First Use Installation Time
Rear Stabilizers	6811449 **	118	No	Standard	2.5 h

COMPATIBILITY CHARTS		Compact Track Loaders										Skid-Steer Loaders										
Description	Part Number	MT100	MT120	T450	T590/H	T66/H	T76/H	T770/H	T86/H/S	S70	S100	S450	S510/H	S530/H	S550/H	S590/H	S66/H	S630/H	S650/H	S76/H	S770/H	S86/H/S
		Rear Stabilizers Mounting Kit	7152508			X	X							X	X	X	X		X	X		
Rear Stabilizers Mounting Kit	7152512							X												X		
1 Rear Stabilizers Mounting Kit **	7393164						X													X		
Rear Stabilizers Mounting Kit **	7415849					X										X						
Rear Stabilizers Mounting Kit **	7453977							X													X	
2 Rear Stabilizers	6811449 **		X	X	X	X	X	X				X	X	X	X	X	X	X	X	X	X	

OPTIONS / ACCESSORIES		
Description	Part Number	Weight (kg)
Counterweight Kit, 137 kg **	6811455	137
Rear Auxiliary Line Kit 400 series **	7249869	35
Rear Auxiliary Line Kit 500 series **	7229294	35
Rear Auxiliary Line Kit 600 series **	7231436	45
Rear Auxiliary Line Kit 700 series **	7220912	55
Rear Auxiliary Line Kit S66/T66 **	7422032	35
Rear Auxiliary Line Kit S76/T76 **	7307980	35
Rear Auxiliary Line Kit S86/T86 **	7214605	66

WORKS GREAT WITH BACKHOES, AUGERS AND TREE TRANSPLANTERS AMONG OTHER ATTACHMENTS



Requirements		Features & Benefits
1	Receiver	<ul style="list-style-type: none"> Plug and play - the Bobcat remote control can be connected to any loader equipped with SJC controls within minutes Dedicated password for every kit Two way communication 3.5 inch transfective color backlit LCD display communicating all the important information about the carrier (fuel and oil status, warnings) Speed management for easier operation in certain applications (for machine compatibility please contact your District Manager) Transmitter equipped with an E-stop button and tilt-control for maximum safety Supplied with two exchangeable batteries Comes with a protective case, making it easier to transport between jobsites
2	Control mode selector	
3	Transmitter	

Remote Control: SJC controls needed for the remote control application

Description: Control your Bobcat loader without the need to be in the cab. This easily portable radio remote control system can be mounted on the carrier within minutes, compatible with all loaders equipped with a Selectable Joystick Control.

TECHNICAL SPECIFICATIONS										
Description	Part Number	Range of transmitting (m)	Expected operating hours	Charging time	Operating temperature	Storage temperature (with battery)	Frequency	Control Kit Required	First Use Installation Time	
Remote Control Kit	7340906	500	~ 20 hours	~ 7 hours (full charge)	-30°C to +58°C	-30°C to +60°C	2.4 GHz	Yes	None	

COMPATIBILITY CHARTS		Compact Track Loaders										Skid-Steer Loaders										
Description	Part Number	MT100	MT120	T450	T590/H	T66/H	T76/H	T770/H	T86/H/S	S70	S100	S450	S510/H	S530/H	S550/H	S590/H	S66/H	S630/H	S650/H	S76/H	S770/H	S86/H/S
		Remote Control Kit	7340906			X	X	X*	X*	X	X*		X	X	X	X	X	X	X*	X	X	X*

OPTIONS / ACCESSORIES	
Description	Part Number
Rear window removal kit **	6725946
R-series rear window removal kit **	7407739

SUPPLIED WITH TWO EXCHANGEABLE BATTERIES

IF NEEDED: REAR WINDOW REMOVAL KIT IS ORDERABLE THROUGH PARTS **

Note: Remote Control is compatible for loaders with service analyzer version V57.0 (6/4/2007) or above. SJC controls needed for application.

APPROVED ATTACHMENTS			
Angle Broom	Bucket Skeleton	Pallet Fork	Soil Conditioner
Auger	Bucket Snow	Planer	Stump Grinder
Bale Fork	Box Blade	Root Grapple	Sweeper
Breaker	Dozer Blade	Scarifier	Tiller
Bucket Combo	Dumping Hopper	Scraper	Tilt-Tach
Bucket C/I	Farm Grapple	Snow Blade	Tree Transplanter
Bucket Dirt	Grader	Snow Blower	Trencher
Bucket Fertilizer	Industrial Grapple	Snow Pusher	Vibratory Roller
Bucket GP	Land Plane	Snow V-Blade	Wheel Saw
Bucket Lo-Pro	Landscape Rake	Sod Layer	

SALT & SAND SPREADER



Requirements	Features & Benefits
--------------	---------------------



Salt & Sand Spreader: No special requirement.

- Ideal to spread salt and sand but also fertilizers and seeds to work all year round.
- Three gates allow you spread up to 180° and up to 8 m wide.
- Self-loading from a stockpile like a normal bucket with a capacity of 0.33 m³.
- An agitator is located in the hopper to facilitate the flow of caked material.
- Large chunks of sand and salt are filtered through the screen at the top of the hopper for even, consistent flow.
- A cab control allows you to regulate the spinner wheel rpm directly from the operator's seat.

Description: Ideal for spreading in confined areas such as parking lots and pedestrian zones where larger equipment cannot be used. Also excellent for spreading fertiliser and seed.

TECHNICAL SPECIFICATIONS										
Description	Part Number	Width (cm)	Hopper Capacity Struck (m ³)	Hopper Capacity Heaped (m ³)	Spreading Pattern	Spinner Wheel Diameter (cm)	Weight (kg)	Control Kit Required	Working Flow	First Use Installation Time
Salt & Sand Spreader, HS8	7157284	138	0.27	0.33	5.6 m @ 1500 rpm 6.8 m @ 2000 rpm 8.2 m @ 2500 rpm	45	198	No	Standard	None

COMPATIBILITY CHARTS																							
Description	Part Number	Compact Track Loaders								Skid-Steer Loaders													
		MT100	MT120	T450	T590/H	T66/H	T76/H	T770/H	T86/H/S	S70	S100	S450	S510/H	S530/H	S550/H	S590/H	S66/H	S630/H	S650/H	S76/H	S770/H	S86/H/S	
Salt & Sand Spreader, HS8	7157284			X	X	X	X	X	X			X	X	X	X	X	X	X	X	X	X	X	X

OPTIONS / ACCESSORIES	
Description	Part Number
Sidewalk Kit for Spreader, HS8 •Limits the spread pattern to a width of 73 cm or 94 cm, depending on the mounting location used **	7157412



ATTACHMENT: REMOTE CONTROL KIT

CONTROLLING THE MACHINE WITH THE REMOTE CONTROL KIT

- ▶ Thanks to the unique Plug and Play feature, this easily portable industrial remote control solution that can be interchanged between carriers in less than a minute
- ▶ By controlling the machine from the outside, the operator has a full visibility on the attachment making it even more versatile in certain applications. It allows easier communication at the jobsite, as it allows the operator to walk around, and manage his surroundings better
- ▶ The remote control distances the operator from dust, noise, vibrations or jobsites that require special safety precautions
- ▶ Work can be done faster and with higher precision, while it can also reduce the workforce needed (no more need of a support operator)

Learn more on page 121
MORE INFO ON WWW.BOBCAT.COM

SAND CLEANER



Requirements	Features & Benefits
--------------	---------------------

Sand Cleaner	Attachment Control Kit
1	2

Sand Cleaner: Comes standard with a 15x15 mm grid. Loader must be equipped with an Attachment Control Kit.

- Hydraulic depth control, from 0 to 20 cm
- Hydraulic bucket discharge
- Removable grids (5x5, 10x10, 15x15 or 20x20 mm)
- ACD control for full control from the cab
- Back blade for nice finish
- Diverter valve and drain line in case of overflow
- Auto-lubricating bearing seal
- Maintenance free

Description: Keep the beach clean and quickly remove any litter by using the Bobcat Sand Cleaner. It allows you to sift the sand and collect debris as small as cigarette butts. Could be used on public beaches or private resorts, kids playgrounds, volleyball pitches, racing tracks, farms, ...

TECHNICAL SPECIFICATIONS

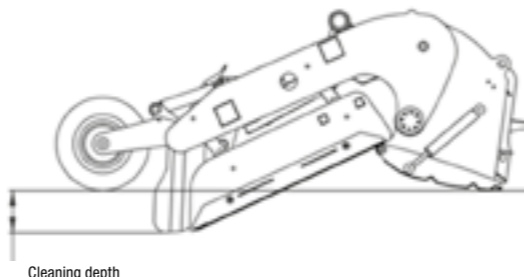
Description	Part Number	Working width (mm)	Working depth (mm)	Bucket capacity (l)	Performance (m ² /h) *	Working Pressure (bar)	Working Flow (l/min)	Weight (kg)	Control Kit Required	Working Flow	First Use Installation Time
Sand Cleaner – SC200	7280080	1900	up to 200	350	up to 15000	80	40	715	Yes	Standard	None

COMPATIBILITY CHARTS

Description	Part Number	Compact Track Loaders								Skid-Steer Loaders													
		MT100	MT120	T450	T590/H	T66/H	T76/H	T770/H	T88/H/S	S70	S100	S450	S510/H	S530/H	S550/H	S590/H	S66/H	S630/H	S650/H	S76/H	S770/H	S86/H/S	
1 Sand Cleaner – SC200	7280080				X	X	X	X	X									X	X	X	X	X	X
Note: 7-Pin Attachment Control Kit is installed as standard on High Flow (H) machines.																							
2 7-Pin Attachment Control kit **	7128426				X			X										X	X		X		
7-Pin Attachment Control kit **	7392835					X	X										X			X			
7-Pin Attachment Control kit **	7446894								X													X	

OPTIONS / ACCESSORIES

Description	Part Number	Weight (kg)	Comment	Optimized working position
Screening net 5 × 5 mm (set of 2 grids, left and right)	7282508	38	For very fine cleaning. Not recommended on wet sand.	
Screening net 10 × 10 mm (set of 2 grids, left and right)	7283280	35	Able to pick up cigarette ends.	
Screening net 15 × 15 mm (set of 2 grids, left and right)	7282509	32	Standard grids. Able to pick up cigarette ends.	
Screening net 20 × 20 mm (set of 2 grids, left and right)	7282510	30	Reinforced grids to collect rocks.	
Sand Cleaner finishing blade	7282339	60	Removes the machine track marks for a nice finish.	



Cleaning depth

The SC200 is approved for wheeled Skid-Steer Loaders from B3Y00214 and above. It is possible to retrofit previous units by the step replacement.



* PERFORMANCES ARE ESTIMATED ONLY AND CAN VARY DEPENDING ON THE TYPE OF CONCRETE, DEPTH OF USE, OPERATOR EXPERIENCE, ...



ATTACHMENT: SAND CLEANER

KEEP IT CLEAN WITH THE BOBCAT SAND CLEANER

- ▶ Collect small debris (cigarette stubs, bottle caps, broken glass, ...) and ensure short cycle time
- ▶ High productivity for great value: Up to 15 000 m²/h and the solution package is half the cost of a dedicated machine
- ▶ Use a Bobcat Root Grapple to pick up large material and to get access to difficult areas
- ▶ Ideal for public beach and private resort cleaning, playground, sports fields (Volley ball, beach soccer, ...) and race tracks maintenance, farm terrains and in the recycling/sorting industry

MORE INFO ON WWW.BOBCAT.COM

SCARIFIER



Requirements	Features & Benefits
--------------	---------------------



Scarifier: Includes 2 Depth Guides and 5 teeth.

- The scarifier includes two depth guides and five teeth.
- Adjustable depth skids for pre-setting digging depth up to 15 cm deep.
- Prepares hard packed ground for digging or landscaping
- Rips light asphalt for removal
- Standard five-tooth unit with additional teeth available.
- Bob-Tach™ mounted.

Description: Has the power to rip apart hard packed ground and prepare for digging or landscaping. The front scarifier has adjustable depth skids for presetting digging depth.

TECHNICAL SPECIFICATIONS

Description	Part Number	Width (cm)	Number of Teeth	Max. Digging Depth (cm)	Weight (kg)	Control Kit Required	Working Flow	First Use Installation Time
Scarifier, 152 cm	6563526	152	5	15	160	No	Standard	0.5 h

COMPATIBILITY CHARTS

Description	Part Number	Compact Track Loaders								Skid-Steer Loaders													
		MT100	MT120	T450	T590/H	T66/H	T76/H	T770/H	T86/H/S	S70	S100	S450	S510/H	S530/H	S550/H	S590/H	S66/H	S630/H	S650/H	S76/H	S770/H	S86/H/S	
Scarifier, 152 cm	6563526			X	X	X	X					X	X	X	X	X	X	X	X	X	X	X	X

SCRAPER



Requirements	Features & Benefits
--------------	---------------------



Scraper: No special requirement.

- Remove packed-on materials such as mud, ice and snow.
- Peel away carpet and floor tile.
- Two models: 46 and 56 cm disk diameter.
- Self-sharpening cutting edge.

Description: Use to remove stubborn, packed-on mud, snow and ice from driveways, sidewalks, parking lots, bike paths, wherever build-up occurs. Leaves a smooth surface for safer walking and driving. It easily removes carpet and floor tile as well.

TECHNICAL SPECIFICATIONS

Description	Part Number	Disk Diameter (cm)	Weight (kg)	Control Kit Required	Working Flow	First Use Installation Time
Scraper, Mini	6907177.EA	46	59	No	Standard	None
Scraper, Super	6675211	56	78	No	Standard	None

COMPATIBILITY CHARTS

Description	Part Number	Compact Track Loaders								Skid-Steer Loaders												
		MT100	MT120	T450	T590/H	T66/H	T76/H	T770/H	T86/H/S	S70	S100	S450	S510/H	S530/H	S550/H	S590/H	S66/H	S630/H	S650/H	S76/H	S770/H	S86/H/S
Scraper, Mini	6907177.EA	X	X							X												
Scraper, Super	6675211			X	X	X	X	X	X	X	X	X	X	X	X	X	X	X	X	X	X	X



SNOW BLADE



	Requirements	Features & Benefits
--	--------------	---------------------



Snow Blade: Includes hydraulic angle

- Snow blades angle 30 degrees to either side, using powerful hydraulic cylinders, to help move snow where you want it
- The blade angle is adjusted from the cab using fingertip controls
- Moldboard has spring trip for component protection in case of hitting a side walk or large stone
- Adjustable depth shoes are standard equipment
- High visibility masts provided to locate blade corners for better visibility of the blade position
- Strong, high-carbon steel cutting edge for long life
- Optional rubber cutting edge to protect pavement surfaces available through Bobcat Parts for 5- to 8-foot models
- Optional end wing kit turns Bobcat snow blades into snow pushers (end wing kit available for 7-foot and 8-foot models only)
- Quick loader hook-up with the exclusive Bob-Tach™ mounting system

Description: An excellent way to quickly remove light or moderate snow from sidewalks and driveways. Moldboard angles right or left up to 30°. High visibility masts help locate blade corners.

TECHNICAL SPECIFICATIONS

Description	Part Number	Width (cm)	Working Width (fully angled) (cm)	Cutting Edge (mm)	Cylinders	Trip Springs	Optional Rubber Cutting Edge (mm)	Weight (kg)	Control Kit Required	Working Flow	First Use Installation Time
Snow Blade, 183 cm	6905156	183	160	9.5 × 152.4	2	4	25.4 × 152.4	268	No	Standard	0.25 h
Snow Blade, 213 cm	6716836	213	185	9.5 × 152.4	2	4	25.4 × 152.4	281	No	Standard	0.25 h
Snow Blade, 244 cm	6716838	244	210	9.5 × 152.4	2	4	25.4 × 152.4	299	No	Standard	0.25 h
Snow Blade, HD, 244 cm	7207862	244	211	9.5 × 152.4	1	4	25.4 × 152.4	393	No	Standard	0.25 h
Snow Blade, HD, 274 cm	7207863	274	237	12.7 × 152.4	1	4	25.4 × 152.4	430	No	Standard	0.25 h

COMPATIBILITY CHARTS

Description	Part Number	Compact Track Loaders								Skid-Steer Loaders													
		MT100	MT120	T450	T590/H	T66/H	T76/H	T770/H	T86/H/S	S70	S100	S450	S510/H	S530/H	S550/H	S590/H	S66/H	S630/H	S650/H	S76/H	S770/H	S86/H/S	
Snow Blade, 183 cm	6905156			X						X	X	X	X	X	X	X	X	X	X	X			
Snow Blade, 213 cm	6716836			X							X	X	X	X	X	X	X	X	X	X	X	X	X
Snow Blade, 244 cm	6716838												X	X	X	X	X	X	X	X	X	X	X
Snow Blade, HD, 244 cm	7207862			X	X	X	X	X	X				X	X	X	X	X	X	X	X	X	X	X
Snow Blade, HD, 274 cm	7207863						X	X	X								X	X	X	X	X	X	X

OPTIONS / ACCESSORIES

Description	Snow Blade 183 cm	Snow Blade 213 cm	Snow Blade 244 cm	Snow Blade HD 244 cm	Snow Blade HD 274 cm
End Wing Kit, Snow Blade **		6716834	6716834		
Replacement Cutting Edge **	6905155	6673634	6673606	7161165	7160646
Wear Edge Kit, Rubber **	6905158	6905400	6905401	6905401	7169615
Wear Edge Kit, Poly **				7169617	7169618

End Wing Kit




Replacement Cutting Edge



Wear Edge Kit





SNOW BLOWER



Requirements

Features & Benefits





Snow Blower: Includes a hydraulic motor package. Loader must be equipped with a 7-pin Attachment Control Kit.

- Increased intake height and a larger auger draw in more snow for faster removal.
- Redesigned, rounded intake minimizes clogging and improves snow flow.
- Aggressive auger teeth easily break up and tear through hard-packed snow and ice.
- Reversible and replaceable wear edge bites into hard ice and packed snow and is designed for long life.
- Adjustable side-mounted and skid shoes allow operators to set the cleaning depth to match the jobsite.
- The truck loading chute allows the snowblower to place snow high in a truck box for easier removal and hauling.

Description: Clear snow off driveways, parking lots and sidewalks with our Bobcat snow blower. The snowblower attachments feature a new and extremely durable direct-drive, sprocket-style chute that operators can rotate to throw snow in virtually any direction and place it wherever the job requires - even hard-to-reach places.

TECHNICAL SPECIFICATIONS

Description	Part Number	Outside Width (mm)	Hydraulic Motor Package	Auger Diameter (mm)	Fan Diameter (mm)	Height (mm)	Side Height (mm)	Flow Range (L/m)	Working Flow	Control Kit Required
Snow Blower 26x48	M7053*5653112	1219	OMPX 50	356	381	1511	673	30.3 - 45.4	Standard	Yes
Snow Blower 32x60	M7046*5735371	1562	WS 100	508	495	1626	838	68.5-83.3	Standard	Yes
Snow Blower 32x68	M7047*5757076	1765	WS 100	508	495	1626	838	68.5-83.3	Standard	Yes
Snow Blower 32x74	M7045*5653126	1918	WS 100	508	495	1626	838	68.5-83.3	Standard	Yes
Snow Blower 32x74	M7045*5653128	1880	WS 130	508	495	1626	838	83.6-106.0	Standard	Yes
Snow Blower 32x74	M7045*5653130	1880	WS 160	508	495	1626	838	106.4-117.3	High	Yes
Snow Blower 32x80	M7048*5757084	2032	WS 160	508	495	1626	838	106.4-117.3	High	Yes
Snow Blower 32X86	M7049*5653120	2210	WS 130	508	495	1626	838	83.6-106.0	Standard	Yes
Snow Blower 32X86	M7049*5653122	2184	WS 160	508	495	1626	838	106.4-117.3	High	Yes
Snow Blower 36x86	M7050*5653132	2223	OMV 315	610	610	1740	940	83.6-106.0	High & Super	Yes

COMPATIBILITY CHARTS

Description	Part Number	Compact Track Loaders								Skid-Steer Loaders												
		MT100	MT120	T450	T590/H	T66/H	T76/H	T770/H	T86/H/S	S70	S100	S450	S510/H	S530/H	S550/H	S590/H	S66/H	S630/H	S650/H	S76/H	S770/H	S86/H/S
Snow Blower 26x48	M7053*5653112	X ¹	X ¹							X ²												
Snow Blower 32x60	M7046*5735371			X							X											
Snow Blower 32x68	M7047*5757076				X						X	X	X	X	X							
Snow Blower 32x74	M7045*5653126				X			X			X	X	X	X							X	
¹ Snow Blower 32x74	M7045*5653128						X	X								X	X			X	X	
Snow Blower 32x74	M7045*5653130				X*	X*	X*				X*	X*	X*	X*	X*	X*	X*	X*				
Snow Blower 32x80	M7048*5757084				X*	X*	X*				X*	X*	X*	X*	X*	X*	X*	X*				
Snow Blower 32X86	M7049*5653120					X	X	X							X	X	X	X	X			
Snow Blower 32X86	M7049*5653122						X*								X*	X*	X*					
Snow Blower 36x86	M7050*5653132						X*	X*												X*	X*	

¹Machine requires drainline kit (PN 7126035 **)
²Machine needs to be equipped with SJC controls

COMPATIBILITY CHARTS

Description	Part Number	Compact Track Loaders								Skid-Steer Loaders												
		MT100	MT120	T450	T590/H	T66/H	T76/H	T770/H	T86/H/S	S70	S100	S450	S510/H	S530/H	S550/H	S590/H	S66/H	S630/H	S650/H	S76/H	S770/H	S86/H/S
Note: 7-Pin Attachment Control Kit is installed as standard on High Flow (H) machines.																						
7-Pin Attachment Control Kit **	6733142										X											
² 7-Pin Attachment Control Kit **	7229102			X								X										
7-Pin Attachment Control Kit **	7128426				X			X				X	X	X	X	X	X	X		X		X
7-Pin Attachment Control Kit **	7392835					X	X									X				X		
7-Pin Attachment Control Kit **	7446894										X											X

OPTIONS / ACCESSORIES

Description	Part Number	Weight (kg)	First Use Installation Time
Truck loading chute (32-36) **	7456370	73	2.5 h



SNOW PUSHER



Snow Pusher: No special requirement.

- The open bottom and wide body deliver pure pushing power, for maximum snow removal speed and efficiency.
- Collect and push snow with ease and speed.
- Flotation and oscillation of the moldboard keep the snow pusher in contact with the ground without damaging equipment or property, allowing for snow removal over decorative and uneven surfaces.
- When removing snow on flat surfaces, or when clearing hard packed snow, the flotation feature can be locked into a rigid position.
- The cutting edge rear support provides added strength to the moldboard.
- Exterior gusseting reduces snow build up inside the boxed blade.
- It is ideal for clearing parking lots, driveways and building sites.

Description: Push snow with speed and efficiency from parking lots, driveways and building sites using the Bobcat Snow Pusher attachment. Available in 2.44 m and 3 m widths size matched to your loader and job.



ATTACHMENT: SNOW BLOWER

TECHNICAL SPECIFICATIONS

Description	Part Number	Width (cm)	Cutting Edge (mm)	Skid Shoes (mm)	Vertical Float (mm)	Tilt (°)	Oscillation ± (°)	Weight (kg)	Control Kit Required	Working Flow	First Use Installation Time
Snow Pusher, 239 cm	7113767	239	38.1 × 203.2	19.1 × 127	58.4	12	4.5	509	No	Standard	None
Snow Pusher, 305 cm	7116164	305	38.1 × 203.2	19.1 × 127	58.4	12	4.5	570	No	Standard	None

COMPATIBILITY CHARTS

Description	Part Number	Compact Track Loaders							Skid-Steer Loaders														
		MT100	MT120	T450	T590/H	T66/H	T76/H	T770/H	T86/H/S	S70	S100	S450	S510/H	S530/H	S550/H	S590/H	S66/H	S630/H	S650/H	S76/H	S770/H	S86/H/S	
Snow Pusher, 239 cm	7113767			X	X	X	X	X	X			X	X	X	X	X	X	X	X	X	X	X	X
Snow Pusher, 305 cm	7116164				X	X	X	X	X						X	X	X	X	X	X	X	X	X


MAXIMUM COST-SAVING AND PRODUCTIVITY GUARANTEED WITH THESE NEW GENERATION SNOW BLOWERS

- ▶ These new snow blowers come with a rounded profile, so the snow is rolled rather than pushed, moving the snow further and more easily
- ▶ They are meant to handle heavy duty tasks thanks to their reinforced design with the larger auger and added aggressive teeth
- ▶ Cutouts on the back envelope provide better visibility on the cutting edge for the operator
- ▶ Longer product life with the new hydraulically gear-driven chute
- ▶ Clear snow off driveways, parking lots, and sidewalks with ease!

SNOW V-BLADE



Requirements	Features & Benefits
--------------	---------------------



Snow V-Blade: Loader must be equipped with an Attachment Control Kit. When used on loader equipped with a 14-Pin Attachment Control Kit, a 14-Pin Attachment T-Harness Kit is required.

- V-Blade: clear a path through deep snow.
- Straight Blade: pile large amounts of snow.
- Scoop Blade: scoop, push or pile snow.
- 30° Left or Right Angle Blade: continuously push snow to either side of the loader.
- Fingertip adjustments of V-blade's five configurations.
- Multi-position frame allows blade to be raised or lowered to desired working height.
- Domed, adjustable skid shoes and trip springs provide operator and component protection.
- Optional rubber cutting edge kits available.

Description: This versatile, hydraulically operated attachment offers five different blade configurations to help operators move snow fast. The blade has on-the-go fingertip control and angles 30° right or left to continuously push snow to either side of the loader, straight or scoop configuration to push large amounts of snow, or v-configuration to plow through the deepest snow.



TECHNICAL SPECIFICATIONS

Description	Part Number	Width (cm)	Working Width (Scoop Blade) (cm)	Working Width (Angled 30°) (cm)	Working Width (V-Blade) (cm)	Oscillation (with Flotation Kit) ± (°)	Weight (kg)	Control Kit Required	Working Flow	First Use Installation Time
Snow V-Blade, 152 cm	7104861	152	134	137	138	10	331	Yes	Standard	None
Snow V-Blade, 213 cm	6958577	213	188	190	190	10	385	Yes	Standard	None
Snow V-Blade, 244 cm	6958578	244	213	215	217	10	406	Yes	Standard	None
Snow V-Blade, 274 cm	6958579	274	241	241	244	10	425	Yes	Standard	None

COMPATIBILITY CHARTS

Description	Part Number	Compact Track Loaders								Skid-Steer Loaders														
		MT100	MT120	T450	T590/H	T66/H	T76/H	T770/H	T86/H/S	S70	S100	S450	S510/H	S530/H	S550/H	S590/H	S66/H	S630/H	S650/H	S76/H	S770/H	S86/H/S		
1 Snow V-Blade, 152 cm	7104861			X							X													
1 Snow V-Blade, 213 cm	6958577			X	X	X	X	X	X		X	X	X	X	X	X	X	X	X	X	X	X	X	X
1 Snow V-Blade, 244 cm	6958578			X	X	X	X	X			X	X	X	X	X	X	X	X	X	X	X	X	X	X
1 Snow V-Blade, 274 cm	6958579					X	X	X						X	X	X	X	X	X	X	X	X	X	X
Note: 7-Pin Attachment Control Kit is installed as standard on High Flow (H) machines.																								
2 7-Pin Attachment Control Kit **	7229102			X							X													
2 7-Pin Attachment Control Kit **	7128426			X			X				X	X	X	X		X	X				X			
2 7-Pin Attachment Control Kit **	7392835				X	X								X						X				
2 7-Pin Attachment Control Kit **	7446894							X																X

OPTIONS / ACCESSORIES

Description	Part Number
Rubber Cutting Edge Kit, 152 cm (Includes hardware) **	6958664
Rubber Cutting Edge Kit, 183 cm (Includes hardware) **	6958665
Rubber Cutting Edge Kit, 213 cm (Includes hardware) **	6958666
Rubber Cutting Edge Kit, 244 cm (Includes hardware) **	6958667
Rubber Cutting Edge Kit, 274 cm (Includes hardware) **	6958668

SOD LAYER



Requirements	Features & Benefits
--------------	---------------------



Sod Layer: No special requirement.

- Automatic spindle-arm brakes to prevent unwanted unrolling.
- Self-contained sod cutting blade.
- Built-in storage for sod staples.
- Compact sod after installation using the sod layer with optional sod roller.
- Relief valve prevents "over squeezing" of sod rolls.

Description: Whether laying sod is a normal part of your day-to-day operation or just an occasional chore, the Bobcat sod layer attachment can make the job go quicker and more efficiently. The sod layer attachment can carry and lay a roll of sod up to 1219 mm wide, making it ideal for larger landscaping jobs. And because it mounts to the front of a Bobcat loader, it's manoeuvrable enough for those smaller jobs where space restrictions are a concern.


TECHNICAL SPECIFICATIONS


Description	Part Number	Width (cm)	Sod Roll Width (mm)	Arm Cylinders (mm)	Weight (kg)	Control Kit Required	Working Flow	First Use Installation Time
Sod Layer, 185 cm	6906783	185	609 - 1219	50 × 25 × 470	286	No	Standard	None

COMPATIBILITY CHARTS

Description	Part Number	Compact Track Loaders								Skid-Steer Loaders														
		MT100	MT120	T450	T590/H	T66/H	T76/H	T770/H	T86/H/S	S70	S100	S450	S510/H	S530/H	S550/H	S590/H	S66/H	S630/H	S650/H	S76/H	S770/H	S86/H/S		
Sod Layer, 185 cm	6906783			X	X	X	X	X	X									X	X	X	X	X	X	X

SOIL & ASPHALT SPREADER



Requirements		Features & Benefits
Soil and Asphalt Spreader 1	Attachment Control Kit 2	<ul style="list-style-type: none"> Hydraulic side shift Hydraulically adjustable side wings to guide the material Offset feature Manually adjustable thickness of the layer material Ease of use Optional third side wing kit available for special applications
		

Soil and Asphalt Spreader: Loader must be equipped with an Attachment Control Kit.

Description: The Bobcat Soil and Asphalt Spreader is engineered to lay asphalt and other material in order to create sidewalks, widen existing roads or fill trenches saving time and labor.

TECHNICAL SPECIFICATIONS

Description	Part Number	Standard Width (cm)	Optional Width (cm)	Asphalt Thickness (mm)	Transverse Tilt	Side Shift	Average Working Speed (m/min)	Operating Weight (kg)	Required Oil Flow	Oil Pressure	First Use Installation Time
Soil and Asphalt Spreader	7396290	190	196	0-100	5°	Hydr.	50 - 120	675	45 l/min	250 bar	None

COMPATIBILITY CHARTS

Description	Part Number	Compact Track Loaders								Skid-Steer Loaders													
		MT100	MT120	T450	T590/H	T66/H	T76/H	T770/H	T86/H/S	S70	S100	S450	S510/H	S530/H	S550/H	S590/H	S66/H	S630/H	S650/H	S76/H	S770/H	S86/H/S	
1 Soil and Asphalt Spreader	7396290			X	X	X	X	X	X			X	X	X	X	X	X	X	X	X	X	X	X
Note: 7-Pin Attachment Control Kit is installed as standard on High Flow (H) machines.																							
7-Pin Attachment Control kit **	7229102			X							X												
2 7-Pin Attachment Control kit **	7128426				X			X				X	X	X	X		X	X			X		
7-Pin Attachment Control kit **	7392835					X	X								X					X			
7-Pin Attachment Control kit **	7446894								X													X	

OPTIONS / ACCESSORIES

Description	Part Number	Weight (kg)	First Use Installation Time
External Side Wing Kit	7403712	40	15 min



ATTACHMENT: SOIL & ASPHALT SPREADER

COMPACT DESIGN DESIGNED FOR MAXIMUM EFFICIENCY AND EASY TRANSPORT

- ▶ Floating transverse tilt
- ▶ Hydraulic side shift and adjustable side plates – guarantees ease of operation and perfect finish
- ▶ Offset feature – allows laying asphalt without the machine passing over the spread material
- ▶ Pair it with one of our Bobcat Light Compactors for the full asphalt solution package!

MORE INFO ON WWW.BOBCAT.COM

SOIL CONDITIONER



Requirements

Features & Benefits

Soil Conditioner

1

Attachment Control Kit

2

- Produces a perfect bed for seeding or laying grass turf.
- Windrows and separates rocks and other debris.
- Impressively grades and levels topsoil with ease in floating or fixed mode per landscape requirement.
- Tears out old sod.
- Pulverizes dirt clumps.
- Forward and reverse raking action.
- Roller bar follows ground contours perfectly.
- Flip-up front bolster lets you get close to buildings and saves space during transport.
- Direct-drive motor eliminates chain and sprocket problems.
- Attachable end plates for box-blade effect.

Soil Conditioner: Loader must be equipped with an Attachment Control Kit.

Description: A versatile, cost-effective landscaping attachment. It saves time and labour when smoothing ruts, moving material or levelling mounds. Produces a perfect bed for seeding and sodding.

TECHNICAL SPECIFICATIONS											
Description	Part Number	Width (cm)	Working Width (fully angled 25°)	Angling / Depth Adjustment	Number of Teeth	Tyres	Required Hydraulic Flow (l/min)	Weight (kg)	Control Kit Required	Working Flow	First Use Installation Time
Soil Conditioner, 122 cm, Manual	6958310	122	116	Manual	81	Pneumatic	38 - 68	288	No	Standard	None
Soil Conditioner, 183 cm, Hydraulic	7135945	183	165	Hydraulic	121	Foam filled	49 - 140	567	Yes	Standard	None
Soil Conditioner, 183 cm, Hydraulic	7135944	183	165	Hydraulic	121	Foam filled	95 - 140	567	Yes	High Flow	None
Soil Conditioner, 214 cm, Hydraulic	7135946	214	193	Hydraulic	141	Foam filled	68 - 140	587	Yes	Standard	None
Soil Conditioner, 214 cm, Hydraulic	7135947	214	193	Hydraulic	141	Foam filled	113 - 140	587	Yes	High Flow	None

COMPATIBILITY CHARTS																							
Description	Part Number	Compact Track Loaders								Skid-Steer Loaders													
		MT100	MT120	T450	T590/H	T66/H	T76/H	T770/H	T86/H/S	S70	S100	S450	S510/H	S530/H	S550/H	S590/H	S66/H	S630/H	S650/H	S76/H	S770/H	S86/H/S	
Soil Conditioner, 122 cm, Manual	6958310	X	X							X	X												
Soil Conditioner, 183 cm, Hydraulic	7135945			X	X	X	X	X	X*			X	X	X	X	X	X	X	X	X	X	X	X*
1 Soil Conditioner, 183 cm, Hydraulic	7135944			X ^{HF}	X ^{HF}	X ^{HF}	X ^{HF}					X ^{HF}	X ^{HF}	X ^{HF}	X ^{HF}	X ^{HF}	X ^{HF}	X ^{HF}	X ^{HF}	X ^{HF}	X ^{HF}	X ^{HF}	X ^{HF}
Soil Conditioner, 214 cm, Hydraulic	7135946			X	X	X	X	X*				X	X	X	X	X	X	X	X	X	X	X	X*
Soil Conditioner, 214 cm, Hydraulic	7135947					X ^{HF}	X ^{HF}	X ^{HF}								X ^{HF}	X ^{HF}	X ^{HF}	X ^{HF}	X ^{HF}	X ^{HF}	X ^{HF}	X ^{HF}
Note: 7-Pin Attachment Control Kit is installed as standard on High Flow (H) machines.																							
7-Pin Attachment Control Kit **	6733142								X														
7-Pin Attachment Control Kit **	7229102		X								X												
7-Pin Attachment Control Kit **	7128426			X			X				X	X	X	X		X	X				X		
7-Pin Attachment Control Kit **	7392835				X	X									X					X			
7-Pin Attachment Control Kit **	7446894							X															X

^{HF} High Flow needed for operation
* also compatible with High Flow

SONIC TRACER



Requirements

Features & Benefits

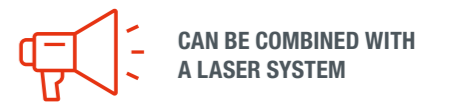
- The Sonic Tracer Package system comprises:
 - 1 sonic tracer
 - 2 slope sensors
 - 1 rotation sensor
- Available as an option for the 244 cm and 274 cm HD graders.

Sonic Tracer: To be installed on 244 cm and 274 cm Graders with ACD. Loader must be equipped with the Deluxe panel.

Description: The tracer emits a sonic signal to maintain a set distance or elevation from an object, surface or the ground. Installed on the blade of the grader, the sonic tracer allows it to be used to grade, level and backfill on a multiple slope terrain, when following a string line, kerb stone or gutter or even on a previous pass for a grade control.

TECHNICAL SPECIFICATIONS							
Description	Part Number	Grade Accuracy (mm)	Detection Range (mm)	Display	Weight (kg)	Control Kit Required	First Use Installation Time
Sonic Tracer Package, Includes: • 1 sonic tracer • 1 rotation sensor • 2 angle sensors	7023454	6.4	200 - 1300	Integrated multicolour grade display	20	No	None


COMPATIBILITY CHARTS																							
Description	Part Number	Compact Track Loaders							Skid-Steer Loaders														
		MT100	MT120	T450	T590/H	T66/H	T76/H	T770/H	T86/H/S	S70	S100	S450	S510/H	S530/H	S550/H	S590/H	S66/H	S630/H	S650/H	S76/H	S770/H	S86/H/S	
1 Sonic Tracer Package, Includes: • 1 sonic tracer • 1 rotation sensor • 2 angle sensors	7023454					X	X	X									X			X	X		
2 Mounting Hardware for Sonic Tracer	7211624					X	X	X									X			X	X		
3 Weld-on Bracket ¹ **	7211628					X	X	X									X			X	X		



STUMP GRINDER



Requirements		Features & Benefits
Stump Grinder	Attachment Control Kit	<ul style="list-style-type: none"> The work group is mounted at an angle of 90° to the operator for excellent visibility to the cutting area, giving the operator the same wide view as a pull-behind stump grinder. The swing cylinder design generates an impressive arc. This allows the operator to cut large stumps without repositioning. Rubber deflector shields and screening provide additional operator comfort and protection from wood chips. The unique valve design controls the swing circuit speed to prevent the cutting wheel from stalling in the cut. Diverse cutting heights gives better access for a variety of size stumps.
1	2	



Stump Grinder: Loader must be equipped with an Attachment Control Kit.

Description: Grind tree stumps into mulch with the powerful action of the stump grinder attachment. Designed for maximum operating capability, the stump grinder mounts directly to the front of a carrier for easy manoeuvring in tight areas and positioning exactly where grinding action is needed. Mounted at a 90-degree angle to the operator, the stump grinder offers increased visibility to the cutting area, giving the operator the same wide view as with any pull-behind grinder. The stump grinder is the ideal attachment for landscaping contractors, homeowners with acreage, campus facilities, municipalities, and rental contractors. Stumps are eliminated even when used with machines equipped with high flow hydraulics.

TECHNICAL SPECIFICATIONS

Description	Part Number	Flow Range (l/min)	Cutting Height (mm)	Max. Cutting Depth (mm)	Max. Cutting Angle (°)	Grinder Reach at Ground Level (mm)	Number of Teeth	Weight (kg)	Control Kit Required	Working Flow	First Use Installation Time
Stump Grinder, SG30	7100641	38 - 53	279	279	90	1175	16	171	Yes	Standard	None
Stump Grinder, SG60	6808034	64 - 121	806	381	80	1880	32	445	Yes	Standard/High Flow	None
Stump Grinder, SGX60, High Flow	7112201	95 - 151	806	381	80	1880	32	451	Yes	High Flow	None

COMPATIBILITY CHARTS

Description	Part Number	Compact Track Loaders								Skid-Steer Loaders													
		MT100	MT120	T450	T590/H	T66/H	T76/H	T770/H	T86/H/S	S70	S100	S450	S510/H	S530/H	S550/H	S590/H	S66/H	S630/H	S650/H	S76/H	S770/H	S86/H/S	
Stump Grinder, SG30	7100641	X	X							X													
1 Stump Grinder, SG60	6808034				X	X	X	X	X				X	X	X	X	X	X	X	X	X	X	X
Stump Grinder, SGX60, High Flow	7112201				X*	X*	X*	X*	X				X*	X*	X*	X*	X*	X*	X*	X*	X*	X*	
Note: 7-Pin Attachment Control Kit is installed as standard on High Flow (H) machines.																							
14-Pin Attachment Control Kit **	7427838	X	X																				
2 14-Pin Attachment Control Kit **	7427916								X														
7-Pin Attachment Control Kit **	7128426				X			X				X	X	X	X		X	X			X		
7-Pin Attachment Control Kit **	7392835					X	X									X				X			
7-Pin Attachment Control Kit **	7446894							X														X	



ATTACHMENT: SWEEPER

WASTE NO TIME IN MANUAL CLEANUP WITH NEW GENERATION SWEEPERS


- ▶ These sweepers can be used in versatile applications, such as for removing debris on asphalt, cleaning of pathways, and sweeping animal sheds
- ▶ Bobcat is bringing your sweepers with a patented height adjustment system for wear compensation
- ▶ New heavy-duty bristles and added side protection for a more robust product
- ▶ For better results, add an optional gutter brush, water tank and nozzle spray kit
- ▶ Sweepers compatible and interchangeable between multiple carriers


MORE INFO ON WWW.BOBCAT.COM

SWEEPER, HD OPEN FRAME

Requirements

Features & Benefits





Sweeper: No special requirement.

- Cleans in forward or reverse
- Heavy duty polyurethane bristles guarantee long product life
- Standard cutting edge of the sweeper can be used to scrape packed material
- Cutting edge and side protection as standard ensures long product life
- Wear compensation for increased bristle life by height adjustment system
- Well protected hydraulic motor with pressure relief valve
- Optional gutter brush can be installed to increase versatility and increase sweeping width
- An optional water tank can be fitted on top of the sweeper
- Spray kit compatible with existing loaders' water kit

Description: The Bobcat open design sweeper can sweep and collect dirt or other debris in heavy duty applications. The brush is mounted in front of the collection bucket, allowing cleaning in tight industrial places, while guaranteeing the best weight distribution. Vertically angling the sweeper and reversing the flow can be used for material removal without collection in the bucket. This attachment is perfect for cleaning up asphalt and farm grindings. Double axis floating gutter brush guarantee an ease of operation while getting the job done.

TECHNICAL SPECIFICATIONS									
Description	Part Number	Sweeping Width (cm)	Bucket Capacity (m³)	Brush Diameter (mm)	Bristle Material	Number of Sections	Flow Range (l/min)	Weight (kg)	Control Kit Required
HD Open Frame Sweeper, 150 cm	7457917	150	0.163	600	PP *	34 / 32	30 - 50	491	No
HD Open Frame Sweeper, 180 cm	7457918	180	0.195	600	PP *	42 / 39	30 - 50	546	No




* Polypropylene

COMPATIBILITY CHARTS																							
Description	Part Number	Compact Track Loaders								Skid-Steer Loaders													
		MT100	MT120	T450	T590/H	T66/H	T76/H	T770/H	T86/H/S	S70	S100	S450	S510/H	S530/H	S550/H	S590/H	S66/H	S630/H	S650/H	S76/H	S770/H	S86/H/S	
HD Open Frame Sweeper, 150 cm	7457917			X	X	X						X ²	X	X	X	X	X						
HD Open Frame Sweeper, 180 cm	7457918			X ²	X	X	X	X	X				X ¹	X	X	X	X	X	X	X	X	X	X

¹ Operation approved without additional sweeper options
² Water tank not approved for application

THE BEST SWEEP PERFORMANCE IS ACHIEVED WITH THE SWEEPER WIDER THAN THE CARRIER, AND AT 6 KM/H TRAVEL SPEED


OPTIONS / ACCESSORIES			
Description	Part Number	Weight (kg)	First Use Installation Time
Water Tank Kit 100 l	7468765	33	30 min
Nozzle Spray Kit for HD Open Frame Sweeper 150 cm	7461923	18	15 min
Nozzle Spray Kit for HD Open Frame Sweeper 180 cm	7461924	20	15 min
Gutter Brush Right Side for HD Open Frame Sweeper 150 cm	7461925	30	30 min
Gutter Brush Right Side for HD Open Frame Sweeper 180 cm	7465814	30	30 min
Gutter Brush Left Side for HD Open Frame Sweeper	7461926	30	30 min

OPTIONS / ACCESSORIES COMPATIBILITY			
Description	Sweeper 150 cm	Sweeper 180 cm	Pictures
	7457917	7457918	
Water Tank Kit 100L	7468765	7468765	
Nozzle Spray Kit	7461923	7461924	
Gutter Brush Right Side	7461925	7465814	
Gutter Brush Left Side	7461926	7461926	

SWEEPER, MULTIPURPOSE

Requirements

Features & Benefits



Adapter frame	Multipurpose sweeper
1	2

- Hydraulic motor with direct drive
- Adjustable heavy duty polyurethane bristles guarantee long product life
- Front hopper opening hydraulically from cab
- All models are manually rotatable +/-20° and hopper lockable in open position
- Supported by 3 pivoting wheels
- Self-leveling system with indicators
- Carrier interface adapter easily replaceable with dedicated couplers
- Mechanical fuse to protect carrier in case of obstacle
- Optional gutter brush can be installed to increase versatility and increase sweeping width
- An optional water tank can be fitted on top of the sweeper
- Optional sprayer system for main bristle and Gutter Brush

Description: The Bobcat multipurpose sweeper can sweep and collect dirt or other debris. Floating parallelogram self-leveling system guarantee an ease of operation while getting the job done. Angling the sweeper and reversing the flow allows for material removal without collection in the hopper. Multiple interface adapter makes it easily interchangeable between Bobcat carriers. This attachment is perfect for cleaning parking lots, roads, docks, and warehouses.

TECHNICAL SPECIFICATIONS

Description	Part Number	Sweeping Width (straight/angled) (cm)	Bucket Capacity (m³)	Brush Diameter (mm)	Bristle Material	Number of Sections	Flow Range (l/min)	Weight (kg)	Control Kit Required
Multipurpose Sweeper, 135 cm	7457925	135 / 127	0.09	600	PP *	25 + 2	40 - 50	363	No
Multipurpose Sweeper, 150 cm	7457926	150 / 141	0.11	600	PP *	28 + 2	40 - 50	385	No
Multipurpose Sweeper, 180 cm	7457927	180 / 169	0.13	600	PP *	34 + 2	40 - 50	432	No
Multipurpose Sweeper, 200 cm	7457928	200 / 188	0.16	600	PP *	35 + 2	40 - 50	625	No
Multipurpose Sweeper, 230 cm	7457929	230 / 216	0.19	600	PP *	44 + 2	40 - 50	660	No

* Polypropylene

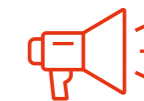
COMPATIBILITY CHARTS

Description	Part Number	Compact Track Loaders								Skid-Steer Loaders													
		MT100	MT120	T450	T590/H	T66/H	T76/H	T770/H	T86/H/S	S70	S100	S450	S510/H	S530/H	S550/H	S590/H	S66/H	S630/H	S650/H	S76/H	S770/H	S86/H/S	
1 Adapter Frame BT for multipurpose sweeper 135 cm - 180 cm	7467998			X	X	X	X	X					X	X	X	X	X	X	X	X	X	X	
1 Adapter Frame BT for multipurpose sweeper 200 cm - 230 cm	7468000					X	X	X	X								X	X	X	X	X	X	
2 Multipurpose Sweeper, 135 cm	7457925			X	X	X							X	X	X	X	X						
2 Multipurpose Sweeper, 150 cm	7457926			X	X	X							X	X	X	X	X						
2 Multipurpose Sweeper, 180 cm	7457927			X	X	X	X						X	X	X	X	X	X	X	X	X	X	
2 Multipurpose Sweeper, 200 cm	7457928					X	X	X	X								X	X	X	X	X	X	
2 Multipurpose Sweeper, 230 cm	7457929					X	X	X	X								X	X	X	X	X	X	

*Water tank not approved for application

OPTIONS / ACCESSORIES

Description	Part Number	Weight (kg)	First Use Installation Time
Water Tank Kit 100 l	7461922	33	30 min
Water Tank Kit 200 l	7460142	48	30 min
Nozzle Spray Kit for Multipurpose Sweeper 135 cm	7464778	6.5	15 min
Nozzle Spray Kit for Multipurpose Sweeper 150 cm	7464779	7	15 min
Nozzle Spray Kit for Multipurpose Sweeper 180 cm	7464780	8.5	15 min
Nozzle Spray Kit for Multipurpose Sweeper 200 cm	7464781	9	15 min
Nozzle Spray Kit for Multipurpose Sweeper 230 cm	7464782	10	15 min
Gutter Brush Right Side for Multipurpose Sweepers 135 cm - 180 cm	7468288	40	30 min
Gutter Brush Left Side for Multipurpose Sweepers 135 cm - 180 cm	7468289	40	30 min
Gutter Brush Right Side for Multipurpose Sweepers 200 cm - 230 cm	7468291	40	30 min
Gutter Brush Left Side for Multipurpose Sweepers 200 cm - 230 cm	7468292	40	30 min



THE BEST SWEEP PERFORMANCE IS ACHIEVED WITH THE SWEEPER WIDER THAN THE CARRIER, AND AT 6 KM/H TRAVEL SPEED

OPTIONS / ACCESSORIES COMPATIBILITY

Description	Sweeper 135 cm	Sweeper 150 cm	Sweeper 180 cm	Sweeper 200 cm	Sweeper 230 cm	Pictures
	7457925	7457926	7457927	7457928	7457929	
Water Tank Kit 100L	7461922	7461922	7461922	7461922	7461922	
Water Tank Kit 200L				7460142	7460142	
Nozzle Spray Kit	7464778	7464779	7464780	7464781	7464782	
Gutter Brush Right Side	7468288	7468288	7468288	7468291	7468291	
Gutter Brush Left Side	7468289	7468289	7468289	7468292	7468292	



FOR BETTER PERFORMANCE, LONG BRISTLE LIFE, AND LOW FUEL CONSUMPTION, SEE THE OPERATOR'S MANUAL FOR RECOMMENDED SETTINGS

TILLER



Tiller: No special requirement.

Requirements

Features & Benefits

- Bidirectional rotation allows both top-cutting and undercutting in either travel direction.
- Offset mounting permits tilling next to sidewalks, curbs and buildings.
- Hydraulically powered; no shear pins to maintain.
- Able to use high-flow hydraulics for enhanced performance on 158 cm and 193 cm models.
- Hardened, double-edge, replaceable tines.
- Exclusive Bob-Tach™ mounting system permits quick hookup to loader.
- Forward/reverse travel direction.

Description: A great landscaping attachment. It quickly breaks up the ground and mixes compost and other materials into the soil. Offset mounting permits tilling next to sidewalks, curbs and buildings.

TECHNICAL SPECIFICATIONS

Description	Part Number	Width (cm)	Digging Depth (cm)	Required Hydraulic Flow (l/min)	Number of Tines	Travel Direction	Weight (kg)	Control Kit Required	Working Flow	First Use Installation Time
Tiller, 102 cm	7196028	102	10.2	34 - 68	32	Forward/Reverse	230	No	Standard	None
Tiller, 158 cm	7104371	158	15.2	64 - 140	36	Forward/Reverse	321	No	Standard / High Flow	None
Tiller, 193 cm	7102125	193	15.2	64 - 140	44	Forward/Reverse	361	No	Standard / High Flow	None

COMPATIBILITY CHARTS

Description	Part Number	Compact Track Loaders								Skid-Steer Loaders													
		MT100	MT120	T450	T590/H	T66/H	T76/H	T770/H	T86/H/S	S70	S100	S450	S510/H	S530/H	S550/H	S590/H	S66/H	S630/H	S650/H	S76/H	S770/H	S86/H/S	
Tiller, 102 cm	7196028	X	X							X	X												
Tiller, 158 cm	7104371			X	X		X				X	X	X	X	X		X	X	X	X	X	X	X
Tiller, 193 cm	7102125				X	X	X	X	X			X	X	X	X	X	X	X	X	X	X	X	X

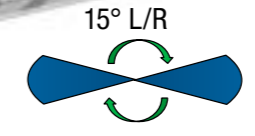
OPTIONS / ACCESSORIES

Description	Part Number
Bottom Skid **	7280548



FOR SMOOTH OPERATION, THE TINE ROTATION SHOULD BE IN THE OPPOSITE DIRECTION OF LOADER TRAVEL

TILT-TATCH™



Tilt-Tatch™: No special requirement.

Requirements

Features & Benefits

- Connects as an interface between the Bob-Tach™ and attachment.
- Rotates right or left 15° from centre.
- Hydraulically controlled from loader seat.
- Keeps load level on uneven terrain.
- Cuts level path out of sidehill.
- Digs drainage ditches with the corner of the bucket.

Note: Use of Tilt-Tatch™ will reduce operating capacity and tip load by approximately 20%. See the Tilt-Tatch™ Operators Manual for New Load Ratings. Also, please do note that Tilt-Tatch™ can be used with non-hydraulic attachments only.

Description: Tilt-Tatch™ increases the versatility of Bobcat buckets, pallet forks and other attachments. This hydraulic tool can rotate an attachment 15° from centre to the right or left. Use it to keep loads level on sloping terrain or make a level cut on a hillside. You can even dig drainage ditches with the corner of the bucket.

TECHNICAL SPECIFICATIONS


Description	Part Number	Width (cm)	Oscillation ± (°)	Cylinder	Weight (kg)	Control Kit Required	Working Flow	First Use Installation Time
Tilt-Tatch™ • Interface between the Loader's Bob-Tach™ and non hydraulic attachments.	7101600	122	15	1	145	No	Standard	None













COMPATIBILITY CHARTS

Description	Part Number	Compact Track Loaders								Skid-Steer Loaders												
		MT100	MT120	T450	T590/H	T66/H	T76/H	T770/H	T86/H/S	S70	S100	S450	S510/H	S530/H	S550/H	S590/H	S66/H	S630/H	S650/H	S76/H	S770/H	S86/H/S
Tilt-Tatch™	7101600			X	X	X						X	X	X	X	X	X	X	X	X	X	X

TREE TRANSPLANTER, CONVERTIBLE





Requirements	Features & Benefits															
<table border="1"> <thead> <tr> <th>Tree Transplanter</th> <th>Stabiliser Mounting Kit</th> <th>Stabilizers</th> <th>Attachment Control Kit</th> <th>Control</th> </tr> <tr> <th>1</th> <th>2</th> <th>3</th> <th>4</th> <th>5</th> </tr> </thead> <tbody> <tr> <td></td> <td></td> <td></td> <td></td> <td></td> </tr> </tbody> </table> <p>Tree Transplanter: Needs Rear Stabilizers (Including Mounting Kit). Loader must be equipped with a 7-Pin Control Kit. Must also order Pendant Control OR ACD Conversion kit.</p>	Tree Transplanter	Stabiliser Mounting Kit	Stabilizers	Attachment Control Kit	Control	1	2	3	4	5						<ul style="list-style-type: none"> Overlapping blades ensure clean root cutting and support of the root ball. The blade has an angle of 25°. They offering a larger tree ball for better root protection. 3 models are available to best fit your machine and tree transplant requirements. Swing-open gate with open frame design for easy tree access All-electric control from operator's seat for great comfort Note: Tree Transplanters can be equipped with either a pendant-style (rocker switch) control panel or a 7-pin ACD control kit. Tree Transplanters with pendant control can be installed on all loader series; tree transplanters with 7-pin ACD control must be installed on G-Series and more recent loaders. You must order a pendant control kit or 7-pin ACD conversion kit.
Tree Transplanter	Stabiliser Mounting Kit	Stabilizers	Attachment Control Kit	Control												
1	2	3	4	5												
																

Description: Turn your loader into a tree harvesting unit with this rugged, dependable, attachment that is simple to operate and easy to manoeuvre. You can dig, transplant or package a tree without having to leave the comfort of your seat. The overlapping blades ensure clean root cutting and support of the root ball.

TECHNICAL SPECIFICATIONS										
Description	Part Number	Number of Spade	Tree Diameter (mm)	Ball Diameter (mm)	Ball Weight (kg)	Weight (kg)	Control Kit Required	Working Flow	First Use Installation Time	Type
Tree Transplanter, Convertible, 81 cm, Modified	7149442	3	50 - 80	650 - 800	115 - 260	692	Yes	Standard	None	 <p>Modified Most popular in the industry.</p>
Tree Transplanter, Convertible, 91 cm, Modified	7149445	3	50 - 90	700 - 900	175 - 365	717	Yes	Standard	None	
Tree Transplanter, Convertible, 111 cm, Modified	7149306	4	75 - 110	900 - 1100	260 - 530	973	Yes	Standard	None	

 **WORKS BEST WITH REAR STABILIZERS!**

COMPATIBILITY CHARTS																								
Description	Part Number	Compact Track Loaders								Skid-Steer Loaders														
		MT100	MT120	T450	T590/H	T66/H	T76/H	T770/H	T86/H/S	S70	S100	S450	S510/H	S530/H	S550/H	S590/H	S66/H	S630/H	S650/H	S76/H	S770/H	S86/H/S		
1 Tree Transplanter, Convertible, 81 cm, Modified	7149442				X	X	X	X	X				X	X	X	X	X	X	X	X	X	X	X	X
1 Tree Transplanter, Convertible, 91 cm, Modified	7149445						X	X	X									X	X	X	X	X	X	X
Tree Transplanter, Convertible, 111 cm, Modified	7149306						X	X	X													X	X	X
2 Rear Stabilizers Mounting Kit	7152508				X								X	X	X	X		X	X					
2 Rear Stabilizers Mounting Kit	7152512								X														X	
2 Rear Stabilizers Mounting Kit **	7415849					X										X								
2 Rear Stabilizers Mounting Kit **	7453977								X															X
3 Rear Stabilizers	6811449 **				X	X	X	X	X				X	X	X	X	X	X	X	X	X	X	X	X
Note: 7-Pin Attachment Control Kit is installed as standard on High Flow (H) machines.																								
4 7-Pin Attachment Control Kit **	7128426				X			X					X	X	X	X		X	X				X	
4 7-Pin Attachment Control Kit **	7392835					X	X										X				X			
4 7-Pin Attachment Control Kit **	7446894								X															X
5 7-PIN ACD Conversion Kit	7150168				X			X					X	X	X	X		X	X			X		X
5 Pendant Control Kit, 3-Blade •For 81 cm and 91 cm Convertible Tree Transplanters •No additional Control Kits needed	7152663				X			X					X	X	X	X		X	X			X		X
5 Pendant Control Kit, 4-Blade •For 111 cm Convertible Tree Transplanters •No additional Control Kits needed	7152664							X										X	X			X		X

 **DON'T FORGET TO ORDER 7-PIN ACD CONVERSION KIT FOR SJC CONTROLS**

OPTIONS / ACCESSORIES		
Description	Part Number	Weight (kg)
Counterweight Kit, 137 kg **	6811455	137
Rear Auxiliary Line Kit 500 series **	7229294	35
Rear Auxiliary Line Kit 600 series **	7231436	45
Rear Auxiliary Line Kit 700 series **	7220912	55
Rear Auxiliary Line Kit S66/T66 **	7422032	35
Rear Auxiliary Line Kit S76/T76 **	7307980	35
Rear Auxiliary Line Kit S86/T86 **	7214605	66

TRENCHER



Requirements			Features & Benefits		
1	2	3			
Loader Frame	Trencher with HD Chain 150 mm	Optional Chain sizes	<ul style="list-style-type: none"> • Robust, spring-loaded crumpler that maintains constant contact with the trench floor. • Powerful planetary drive resulting in high torque and high-power output. • Adjustable skid foot features up to 4 preset digging depths. • Mechanical side-shift feature allows digging close to permanent structures. • Possible to remove the auger to get even closer. • No greasing required featuring sealed and self-lubricating components • 3 years warranty on gearbox and 2 years warranty on motor. 		

Description: The new trencher design guarantees a perfectly consistent digging depth for uniform pipe and cable installation while efficiently crumbling the spoil for easy compaction and a stable foundation. Digging depth from 45cm to 1.5m.

TECHNICAL SPECIFICATIONS

Description	Part Number	Flow (l/min)	Digging Depth (mm)	Trench width * (mm)	Boom Length (mm)	Max. Operating Pressure (bar)	Weight (kg)	Control Kit Required	Working Flow	First Use Installation Time
Trencher LT90	46931817	38-90	450-900	100-150-200	1050	240	218	No	Std	0.5 h
Trencher LT90 HD	46931818	50-95	600-900	100-150-200	1050	240	282	No	Std	0.5 h
Trencher LT120	46931819	60-115	600-1200	150-200-250-300	1600	240	445	No	Std	0.5 h
Trencher LT120 HD	46931820	105-170	600-1200	150-200-250-300	1600	240	472	No	Std / HF	0.5 h
Trencher 150 HD	46931821	105-170	750-1500	150-200-250-300	1850	240	511	No	Std / HF	0.5 h

* all models of Trenchers come with 150mm HD Chain as standard, with other sizes available as additional option.

COMPATIBILITY CHARTS

Description	Part Number	Compact Track Loaders								Skid-Steer Loaders													
		MT100	MT120	T450	T590/H	T66/H	T76/H	T770/H	T86/H/S	S70	S100	S450	S510/H	S530/H	S550/H	S590/H	S66/H	S630/H	S650/H	S76/H	S770/H	S86/H/S	
1 Mini Bob-tach Frame	46961689	X	X						X														
Standard Bob-tach Frame	46961690			X	X	X	X	X		X	X	X	X	X	X	X	X	X	X	X	X	X	X
Trencher LT90	46931817	X	X	X					X	X	X	X	X	X									
Trencher LT90 HD	46931818			X	X	X	X	X		X	X	X	X	X	X	X	X	X	X	X	X	X	X
2 Trencher LT120	46931819			X	X	X	X	X		X	X	X	X	X	X	X	X	X	X	X	X	X	X
Trencher LT120 HD	46931820							X	X	X							X	X	X	X	X	X	
Trencher LT150 HD	46931821						X	X	X								X	X	X	X	X	X	

COMPATIBILITY CHARTS

Description	Part Number	LT90	LT90 HD	LT120	LT120 HD	LT150 HD
HD Chain, 100mm, LT90, LT90 HD	46968597	X	X			
HD Chain, 200mm, LT90, LT90 HD	46968599	X	X			
HD Chain, 200mm, LT120, LT120 HD	46968601			X	X	
HD Chain, 250mm, LT120, LT120 HD	46968602			X	X	
HD Chain, 200mm, LT150 HD	46968605					X
4 HD Chain, 250mm, LT150 HD	46968606					X
RC Chain, 150mm, LT90, LT90 HD	46980442	X	X			
RC Chain, 150mm, LT120, LT120 HD	46980443			X	X	
RC Chain, 300mm, LT120, LT120 HD	46980444			X	X	
RC Chain, 150mm, LT150 HD	46980445					X
RC Chain, 300mm, LT150 HD	46980446					X

Compatibility of trencher chains are dependent on selection of trencher model.



TO GUARANTEE OPTIMAL PERFORMANCE, OPTIONAL CHAINS ARE PAIRED WITH A SCRAPER SHOE THAT PERFECTLY MATCHES THE CHAIN WIDTH, ENSURING A CLEAN AND EFFICIENT TRENCH EVERY TIME.

HD Chains

RC Chains



UTILITY FORK

UTILITY FRAME





Utility Fork: No special requirement.

Requirements

Features & Benefits

- Bob-Tach™ Attachment Mounting System: Makes easy work of attaching and detaching the utility fork. Fast and easy mounting means spending less time on attachment changes and more time on the job.
- Replaceable Teeth: For easy attachment maintenance, utility fork teeth are replaceable, keeping the attachment working smoothly and maximizing time spent getting work done. Provisions for adding additional forks to narrow the space between fork tines.


Description: Handle materials easier and move materials faster with the utility fork attachment. The strong, replaceable, tapered teeth handle a variety of farm and ranch chores easily and efficiently.

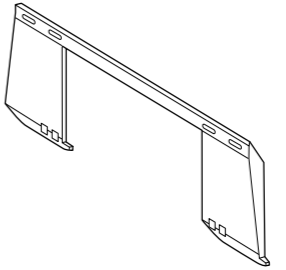
TECHNICAL SPECIFICATIONS											
Description	Part Number	Width (mm)	Max. Height with Grapple Raised (mm)	Standard Number of Teeth	Max. Number of Teeth	Space Between Teeth (mm)	Max. Opening with Grapple Raised (mm)	Weight (kg)	Control Kit Required	Working Flow	First Use Installation Time
Utility Fork, 91 cm, 5 Teeth	6966230.EA	905	1080	5	9	208 / 104	874	100	No	Standard	2.5 h
Utility Fork, 122 cm, 6 Teeth	6966232.EA	1227	1080	6	11	208 / 104	874	123	No	Standard	2.5 h
Utility Fork, 137 cm, 7 Teeth	6966227.EA	1370	1080	7	13	208 / 104	874	137	No	Standard	2.5 h
Utility Fork, 152 cm, 8 Teeth	6966229.EA	1522	1196	8	15	208 / 104	1006	145	No	Standard	2.5 h
Utility Fork, 168 cm, 9 Teeth	6966231.EA	1680	1196	9	17	208 / 104	1006	151	No	Standard	2.5 h
Utility Fork, 183 cm, 10 Teeth	6966228.EA	1830	1196	10	19	208 / 104	1006	171	No	Standard	2.5 h
Utility Fork, 203 cm, 11 Teeth	7107243.EA	2030	1196	11	21	208 / 104	1006	176	No	Standard	2.5 h

COMPATIBILITY CHARTS		Compact Track Loaders										Skid-Steer Loaders										
Description	Part Number	MT100	MT120	T450	T590/H	T66/H	T76/H	T770/H/S	T86/H	S70	S100	S450	S510/H	S530/H	S550/H	S590/H	S66/H	S630/H	S650/H	S76/H	S770/H	S86/H/S
		Utility Fork, 91 cm, 5 Teeth	6966230.EA	X	X						X											
Utility Fork, 122 cm, 6 Teeth	6966232.EA									X	X											
Utility Fork, 137 cm, 7 Teeth	6966227.EA			X	X	X				X	X	X	X	X	X							
Utility Fork, 152 cm, 8 Teeth	6966229.EA			X	X	X	X				X	X	X	X	X		X	X	X			
Utility Fork, 168 cm, 9 Teeth	6966231.EA			X	X	X					X	X	X	X	X	X	X	X	X			
Utility Fork, 183 cm, 10 Teeth	6966228.EA			X	X	X	X				X	X	X	X	X	X	X	X	X	X	X	X
Utility Fork, 203 cm, 11 Teeth	7107243.EA			X	X	X	X	X	X			X	X	X	X	X	X	X	X	X	X	X

OPTIONS / ACCESSORIES			
Description	Part Number	Farm / Utility Grapple	
		6966687.EA	7176977
Utility Fork, 91 cm, 5 Teeth	6966230.EA	X	
Utility Fork, 122 cm, 6 Teeth	6966232.EA	X	
Utility Fork, 137 cm, 7 Teeth	6966227.EA	X	
Utility Fork, 152 cm, 8 Teeth	6966229.EA		X
Utility Fork, 168 cm, 9 Teeth	6966231.EA		X
Utility Fork, 183 cm, 10 Teeth	6966228.EA		X
Utility Fork, 203 cm, 11 Teeth	7107243.EA		X







Utility Frame: No special requirement.

Requirements

Features & Benefits

- Convert Attachments to Bob-Tach™ Mount.

Description: Weld this accessory to non-Bobcat attachments to convert to Bob-Tach™ mount.

TECHNICAL SPECIFICATIONS				
Description	Part Number	Weight (kg)	Control Kit Required	First Use Installation Time
Utility Frame, Heavy Duty	6731112 **	29	No	None
Utility Frame, Standard Duty	6731114 **	21	No	None

COMPATIBILITY CHARTS		Compact Track Loaders								Skid-Steer Loaders												
Description	Part Number	MT100	MT120	T450	T590/H	T66/H	T76/H	T770/H	T86/H/S	S70	S100	S450	S510/H	S530/H	S550/H	S590/H	S66/H	S630/H	S650/H	S76/H	S770/H	S86/H/S
		Utility Frame, Heavy Duty	6731112 **						X	X											X	X
Utility Frame, Standard Duty	6731114 **			X	X	X			X	X	X	X	X	X	X	X	X	X	X	X		X

VIBRATORY ROLLER



Requirements	Features & Benefits
--------------	---------------------



Vibratory Roller: No special requirement.

- Free drum oscillation keeps more of the drum in contact with the surface on uneven terrain.
- Offset drum design allows the right side of the roller to extend past the machine. This is very useful when compacting next to sidewalks, walls, or curbs.
- Durable one-piece drum for extra strength.
- Dual-direction vibration motor permits compaction travelling in either direction.
- Rubber isolation mounts on the roller reduce vibration transfer to the loader and operator.
- Both smooth and padded drums are available.

Description: The ideal compacting tool for flatwork, trenches and asphalt patching jobs. Compacts while moving forward or in reverse. Offset drum design lets you get right next to sidewalks, walls or curbs. Drum oscillation keeps the roller in contact with the surface on uneven terrain.

TECHNICAL SPECIFICATIONS

Description	Part Number	Working Width (mm)	Wheel Diameter (mm)	Number of Pads	Oscillation ± (°)	Dynamic Force (kN) @ (l/min)	Frequency (vpm) @ (l/min)	Amplitude (mm)	Weight (kg)	Control Kit Required	Working Flow	First Use Installation Time
Vibratory Roller, 122 cm, Smooth Drum	7165404	1219	660	0	12	63.4 @ 75	2879 @ 75	12.7	811	No	Standard	None
Vibratory Roller, 185 cm, Smooth Drum	7165402	1854	660	0	7.5	63.5 @ 90	2882 @ 90	12.7	1002	No	Standard	None
Vibratory Roller, 203 cm, Smooth Drum	7165400	2032	660	0	7.5	63.5 @ 90	2882 @ 90	12.7	1052	No	Standard	None

COMPATIBILITY CHARTS

Description	Part Number	Compact Track Loaders								Skid-Steer Loaders													
		MT100	MT120	T450	T590/H	T66/H	T76/H	T770/H	T86/H/S	S70	S100	S450	S510/H	S530/H	S550/H	S590/H	S66/H	S630/H	S650/H	S76/H	S770/H	S86/H/S	
Vibratory Roller, 122 cm, Smooth Drum	7165404			X	X	X					X	X	X	X	X	X							
Vibratory Roller, 185 cm, Smooth Drum	7165402				X	X	X	X	X						X	X	X	X	X	X	X	X	X
Vibratory Roller, 203 cm, Smooth Drum	7165400						X	X	X								X	X	X	X	X	X	



ALWAYS START WITH THE VIBRATORY ROLLER ON THE GROUND. ROTATION IN THE SAME DIRECTION AS THE MACHINE!

WATER KIT



Requirements	Features & Benefits
--------------	---------------------

Mounting Kit	Water Kit	Nozzle Kit
1	2	3



Water Kit: Need Mounting Kit, Water Kit and Nozzle Kit.

- High-capacity tanks minimise refilling.
- Quick-Tach hose couplings allow fast hook-up (Quick-Tach version).
- Four spray nozzles distribute flow evenly.
- Pump "on-off" switch conveniently located in cab.
- Easy connections.



Description: When using attachments such as a vibratory roller, angle broom or sweeper, add the water kit to help reduce dust. The water kit for loaders includes two 53 litres tanks that mount on the uprights. Electric pump supplies water to nozzles on the attachment.

TECHNICAL SPECIFICATIONS

Description	Part Number	Tank Capacity (l)	Max. Flow Rate / Nozzle (l/min)	Operating Weight (kg)	Shipping Weight (kg)	Control Kit Required	Working Flow	First Use Installation Time
Water Kit	6813816	2 × 53	1.06	215	75	No	Standard	4 h
Water Kit	7434036	2 × 53	1.06	215	75	No	Standard	4 h

COMPATIBILITY CHARTS

Description	Part Number	Compact Track Loaders								Skid-Steer Loaders												
		MT100	MT120	T450	T590/H	T66/H	T76/H	T770/H	T86/H/S	S70	S100	S450	S510/H	S530/H	S550/H	S590/H	S66/H	S630/H	S650/H	S76/H	S770/H	S86/H/S
Rear Stabilizers Mounting Kit	7152508			X	X								X	X	X	X		X	X			
Rear Stabilizers Mounting Kit	7152512								X													X
1 Rear Stabilizers Mounting Kit **	7407689							X													X	
Rear Stabilizers Mounting Kit **	7415849							X									X					
Rear Stabilizers Mounting Kit **	7453977											X										X
2 Water Kit **	6813816			X	X				X					X	X	X	X	X	X	X	X	X
Water Kit **	7434036					X	X		X								X			X		X
Nozzle Kit (Includes 4 Nozzles) **	7113709			X	X	X	X	X				X	X	X	X	X	X	X	X	X	X	X
Nozzle Kit for Self-levelling Planer 45 cm only (Includes 2 nozzles)	7240656				X									X	X	X		X	X			
3 Nozzle Kit for Self-levelling Planer 50 & 60 cm only (Includes 3 nozzles)	7240658				X	X	X	X	X					X	X	X	X	X	X	X	X	X
Nozzle Kit for Self-levelling Planer 100 cm only (Includes 4 Nozzles)	7113092					X	X	X	X								X	X	X	X	X	X

OPTIONS / ACCESSORIES


Description	Part Number	Weight (kg)
PSL 120 cm, Kit Nozzle Spray	7331110	6
Kit Nozzle Spray WS18/24	7339486	5
Kit Nozzle Spray WS32	7342576	5
Kit Nozzle Spray WSSL20	7336179	6



WORKS GREAT WITH VIBRATORY ROLLERS, ANGLE BROOMS AND SWEEPERS

WHEEL SAW



Requirements	Performance*	Features & Benefits
	<ul style="list-style-type: none"> Speed: 0,5 to 5 m/min <p>* Performances are estimated only and can vary depending on the type of soil, depth of use, operator experience, ...</p>	<ul style="list-style-type: none"> Powerful cutting in asphalt, concrete and rock. Cuts clean and precise without damaging the edges of the trench. A hydraulically controlled trench cleaner, for cleaner trenches every time (not for WS32). More precise cutting action than air or hydraulic hammers can provide. Easier to transport than dedicated machines. Hydraulic sideshift.

Wheel Saw: For High Flow (H) machines only.



Description: This rugged, powerful saw cuts through asphalt, concrete, frozen ground or wire mesh with more precision than air or hydraulic breakers. Use it for road repair and for laying water, gas, electric and fibre-optic cables. The trench cleaner raises and lowers hydraulically. Depending on model, cutting depth ranges from 15 cm to 80 cm.

TECHNICAL SPECIFICATIONS

Description	Part Number	Working Width (mm)	Working Depth * (mm)	Trench Cleaner	Number of Bits	Wheel Rotation @ 113 l/min (rpm)	Weight (kg)	Control Kit Required	Working Flow	First Use Installation Time
WS18 Wheelsaw, 5 cm, Wheel & Trench Cleaner	6729537*WSG	50	150 - 450	Yes	64	80	1097	Yes	High Flow	None
WS18 Wheelsaw, 8 cm, Wheel & Trench Cleaner	6729537*WSA	80	150 - 450	Yes	64	80	1095	Yes	High Flow	None
WS18 Wheelsaw, 10 cm, Wheel & Trench Cleaner	6729537*WSF	100	150 - 450	Yes	56	80	1027	Yes	High Flow	None
WS18 Wheelsaw, 13 cm, Wheel & Trench Cleaner	6729537*WSB	130	150 - 450	Yes	56	80	1040	Yes	High Flow	None
WS18 Wheelsaw, 16 cm, Wheel & Trench Cleaner	6729537*WSC	160	150 - 450	Yes	56	80	1053	Yes	High Flow	None
WS18 Wheelsaw, 20 cm, Wheel & Trench Cleaner	6729537*WSE	200	150 - 450	Yes	62	80	1078	Yes	High Flow	None
WS-SL20 Wheelsaw with 5 cm segmented Wheel	7335772*WSG	50	250 - 500	No	50	80	1220	Yes	High Flow	None
WS-SL20 Wheelsaw with 8 cm segmented Wheel	7335772*WSA	80	250 - 500	No	40	80	1260	Yes	High Flow	None
WS-SL20 Wheelsaw with 10 cm segmented Wheel	7335772*WSF	100	250 - 500	No	50	80	1275	Yes	High Flow	None
WS-SL20 Wheelsaw with 12 cm segmented Wheel	7335772*WSH	120	250 - 500	No	55	80	1290	Yes	High Flow	None
WS24 Wheelsaw, 8 cm, Wheel & Trench Cleaner	6729566*WSA	80	200-600	Yes	70	67	1456	Yes	High Flow	None
WS24 Wheelsaw, 10 cm, Wheel & Trench Cleaner	6729566*WSF	100	200 - 600	Yes	72	67	1216	Yes	High Flow	None
WS24 Wheelsaw, 13 cm, Wheel & Trench Cleaner	6729566*WSB	130	200 - 600	Yes	80	67	1222	Yes	High Flow	None
WS24 Wheelsaw, 16 cm, Wheel & Trench Cleaner	6729566*WSC	160	200 - 600	Yes	96	67	1284	Yes	High Flow	None
WS24 Wheelsaw, 20 cm, Wheel & Trench Cleaner	6729566*WSE	200	200 - 600	Yes	96	67	1300	Yes	High Flow	None
WS32 Wheelsaw, 25 cm, Wheel	7197218	250	450 - 800	No	72	67	1440	Yes	High Flow	None

SPECIAL FEATURES OF THE WS-SL20:

- SELF-LEVELLING,
- TEETH SECTORS,
- NO TRENCH CLEANER NEEDED,
- MULTIPLE WIDTH OPTIONS,
- INTEGRATED STABILIZER SYSTEM,
- WATER KIT OPTION,
- STANDARD RUBBER SHIELD

***PERFORMANCES ARE ESTIMATED ONLY AND CAN VARY DEPENDING ON THE TYPE OF CONCRETE, DEPTH OF USE, OPERATOR EXPERIENCE, ...**

Description	Part Number	Compact Track Loaders								Skid-Steer Loaders													
		MT100	MT120	T450	T590/H	T66/H	T76/H	T770/H	T86/H/S	S70	S100	S450	S510/H	S530/H	S550/H	S590/H	S66/H	S630/H	S650/H	S76/H	S770/H	S86/H/S	
WS18 Wheelsaw, 5 cm, Wheel & Trench Cleaner *	6729537*WSG				X	X	X	X	X					X ²	X ²	X	X	X	X	X	X	X	X
WS18 Wheelsaw, 8 cm, Wheel & Trench Cleaner	6729537*WSA				X	X	X	X	X					X ²	X ²	X	X	X	X	X	X	X	X
WS18 Wheelsaw, 10 cm, Wheel & Trench Cleaner	6729537*WSF				X	X	X	X	X					X ²	X ²	X	X	X	X	X	X	X	X
WS18 Wheelsaw, 13 cm, Wheel & Trench Cleaner	6729537*WSB				X	X	X	X	X					X ²	X ²	X	X	X	X	X	X	X	X
WS18 Wheelsaw, 16 cm, Wheel & Trench Cleaner	6729537*WSC				X	X	X	X	X					X ²	X ²	X	X	X	X	X	X	X	X
WS18 Wheelsaw, 20 cm, Wheel & Trench Cleaner	6729537*WSE				X	X	X	X	X					X ²	X ²	X	X	X	X	X	X	X	X
WS-SL20 Wheelsaw with 5 cm segmented Wheel	7335772*WSG				X ²	X	X	X	X								X ³	X ³	X	X	X	X	X
WS-SL20 Wheelsaw with 8 cm segmented Wheel	7335772*WSA				X ²	X	X	X	X								X ³	X ³	X	X	X	X	X
WS-SL20 Wheelsaw with 10 cm segmented Wheel	7335772*WSF				X ²	X	X	X	X								X ³	X ³	X	X	X	X	X
WS-SL20 Wheelsaw with 12 cm segmented Wheel	7335772*WSH				X ²	X	X	X	X								X ³	X ³	X	X	X	X	X
WS24 Wheelsaw, 8 cm, Wheel & Trench Cleaner	6729566*WSA								X ²	X ³	X										X	X	X
WS24 Wheelsaw, 10 cm, Wheel & Trench Cleaner	6729566*WSF								X	X	X	X					X ³	X ³	X	X	X	X	X
WS24 Wheelsaw, 13 cm, Wheel & Trench Cleaner	6729566*WSB								X	X	X	X					X ³	X ³	X	X	X	X	X
WS24 Wheelsaw, 16 cm, Wheel & Trench Cleaner	6729566*WSC								X	X	X	X					X ³	X ³	X	X	X	X	X
WS24 Wheelsaw, 20 cm, Wheel & Trench Cleaner	6729566*WSE								X	X	X	X					X ³	X ³	X	X	X	X	X
WS32 Wheelsaw, 25 cm, Wheel	7197218										X ²	X ¹	X									X ¹	X

* 6729537*WSG, this configuration is subject to capacity limitation, contact your Bobcat dealer for more information.


OPTIONS / ACCESSORIES

Description	Part Number	Weight (kg)
WS18 Right Side Close Kit **	7302917	20
WS18 Left Side Close Kit **	7302918	20
WS18 Debris Deflector Large - RH **	7302919	20
WS18 Debris Deflector Large - LH **	7302920	20
WS18 Kit Rubber Shield**	7341699	4
WS-SL20 Right side close kit	7336181	15
WS-SL20, Kit, 5 cm Sector (5 pieces)	7335780*05CM	196
WS-SL20, Kit, 8 cm Sector (5 pieces)	7335781*08CM	229
WS-SL20, Kit, 10 cm Sector (5 pieces)	7335782*10CM	242
WS-SL20, Kit, 12 cm Sector (5 pieces)	7335783*12CM	257
WS24 Right Side Close Kit	7302921	22
WS24 Left Side Close Kit	7302922	22
WS24 Debris Deflector Large - RH	INCLUDED	22
WS24 Debris Deflector Large - LH **	7302923	22
WS24 Kit Rubber Shield **	7341700	6
Counterweight Kit, 90 kg **	7129250	90
Counterweight Kit, 136 kg **	7129251	136
Counterweight Kit, 181 kg **	7129252	181
Kit Nozzle Spray WS18/24	7339486	5
Kit Nozzle Spray WS32	7342576	5
Kit Nozzle Spray WSSL20	7336179	6

¹ If T770H has roller suspension, the counterweight kit 136 kg is required.
² Approved with counterweight kit, 90 kg
³ Approved with counterweight kit, 136 kg

TO BE OPERATED ONLY IN HIGH FLOW.

WOOD CHIPPER



Requirements	Features & Benefits
--------------	---------------------



Wood Chipper: Loader must be equipped with a 7-Pin Control Kit.

- The Bobcat Wood Chipper attachment is ideal to grind branches, trees and limbs, reducing branch volume from 10 to 1.
- Grinds branches and trees up to 13 cm in diameter.
- The discharge chute can be rotated 360-degrees for maximum angle positioning.
- Operate the wood chipper from the cabin or using the Bobcat Remote Attachment Control (RAC) system. This allows the operator to start or stop the loader's engine and chipper rotation when standing beside the attachment.
- The unit comes with an automatic hydraulic feed, with speed control and load sensing system for best performance and constant flow.
- Large diameter, high torque feed roller for increase efficiency and productivity.
- Variable speed feed drive for adjusting the feed rate with a reversible option in case of plugging.
- Dual mounting locations, which allows material to be fed from the front or right side of the loader.

Description: The Bobcat wood chipper attachment grinds branches, trees and limbs, reducing branch volume 10 to 1. Unlike a pull-type wood chipper, the wood chipper attachment can easily be placed into backyards and remote areas with the manoeuvrability of a Bobcat loader. Hydraulic power feed is included as standard equipment. It allows the feed roller to move branches into the wood chipper at a consistent speed so the operator can work safely and efficiently.

TECHNICAL SPECIFICATIONS

Description	Part Number	Feeder Opening (mm)	Continuous Chipping Size (mm)	Feed Table Height (mm)	Blades	Flow Range (l/min)	Discharge Chute	Weight (kg)	Control Kit Required	Working Flow	First Use Installation Time
Chipper, 8B *	7117662	235	127	645	4 reversible tool steel blades	98 - 151	Rotates 360 °	753	Yes	High Flow	0.25 h

COMPATIBILITY CHARTS

Description	Part Number	Compact Track Loaders								Skid-Steer Loaders													
		MT100	MT120	T450	T590/H	T66/H	T76/H	T770/H	T86/H/S	S70	S100	S450	S510/H	S530/H	S550/H	S590/H	S66/H	S630/H	S650/H	S76/H	S770/H	S86/H/S	
Chipper, 8B *	7117662				X ¹	X ¹	X ¹	X ¹	X ¹				X ¹	X ¹	X ¹	X ¹	X ¹	X ¹	X ¹	X ¹	X ¹	X ¹	X ¹

¹High flow machines only



ATTACHMENT: WHEEL SAW

CUT THROUGH REBAR AND CONCRETE WITH THE WHEEL SAW

- ▶ Powerful cutting through rock, concrete and asphalt
- ▶ Trench up to 200 m/hour depending on ground condition, from 5 cm to 25 cm wide up to 80 cm deep
- ▶ Compact size: Easy to transport, minimizes traffic disturbance
- ▶ Less material to backfill, exact cut – minimized damage to surrounding pavement

MORE INFO ON WWW.BOBCAT.COM

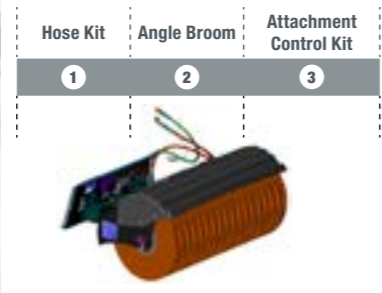


SMALL ARTICULATED LOADERS

ANGLE BROOM



Requirements			Features & Benefits	
Hose Kit	Angle Broom	Attachment Control Kit	<ul style="list-style-type: none"> • Sweep flush to a curb or wall on right side. • Adjust the broom angle with fingertip controls on a cab-mounted attachment control kit (sold separately). • High-torque motor for heavy material. • Proven, replaceable wafer bristles. • Polypropylene bristle material for long life. 	
1	2	3		



Angle Broom: Loader must be equipped with a Hose Kit and an Attachment Control Kit.

Description: Dirt, dried mud, light snow and other debris are quickly and efficiently swept away with this hydraulically driven attachment. Whether you're sweeping driveways, farmyards or warehouses, you can depend on the angle broom to get the job done right.

TECHNICAL SPECIFICATIONS

Description	Part Number	Sweeping Width (mm)	Sweeping Width Fully Angled (mm)	Brush Diameter (mm)	Number of Bristle Sections (zigzag - straight)	Degree of Angle	Flow Range (l/min)	Weight (kg)	Control Kit Required	Working Flow	First Use Installation Time
Angle Broom, Reversible, 132 cm (ACD) ¹	M7043*4891347	1308	1200 @ 25°	660	25 - 2	± 25° (hydr. cyl.)	34.0 - 45.0	161	Yes	Standard / High Flow	None

¹coming standard with 14-Pin – when used on loaders equipped with a 7-Pin Attachment Control Kit, a 7-Pin Attachment T-Harness Kit is required - 7413216 **

COMPATIBILITY CHARTS

Description	Part Number	Small Articulated Loaders	
		L23	L28
1 Hose Kit	7409112.EA	X	X
2 Angle Broom, Reversible, 132 cm (ACD)	M7043*4891347	X	X
3 14-Pin Attachment Control Kit **	7427921	X	X

OPTIONS/ACCESSORIES

Description	Part Number
Hose Guide Kit **	7413909



AUGER



Requirements	Features & Benefits
<ol style="list-style-type: none"> Loader Frame Frame Hitch Auger Drive 	<ul style="list-style-type: none"> • Top Mounted Hose Ports provides unobstructed operation • A compact drive housing allows the entire drive unit to follow the bit into the hole, adding an extra foot more dig depth than a standard drive unit. • LH Auger drives come with an innovative LED alignment system. • Robust and efficient compact high torque planetary gear system. • No case drain required. • Wide range of auger bits available. • Extreme duty shaft locking system. • 3 year warranty on motor and 5 year warranty on gearbox.
<ol style="list-style-type: none"> Auger Bit 	
<ol style="list-style-type: none"> Optional - Extension 	

Description: Speed and perfect vertical accuracy are what you get with this high-torque, heavy-duty hydraulic auger. The entire drive unit follows the bit into the hole, adding a foot of extra dig depth than a standard unit. This is the ideal tool for drilling holes for posts, piers, poles and trees in all kinds of soil conditions. Match your drilling needs precisely with our extensive range of bits, available in standard and heavy-duty configurations, and various widths.

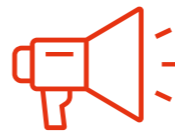
TECHNICAL SPECIFICATIONS

Description	Part Number	Flow (l/min)	Output Shaft	Max. Operating Pressure (bar)	Weight (kg)	Control Kit Required	Working Flow	First Use Installation Time
Auger 11H	46931812	30-50	2" HEX	120	45	No	Std	0.5 h
Auger 28H	46931813	35-115	2" HEX	120	57	No	Std / HF	0.5 h
Auger 28LH	46931814	35-115	2" HEX	120	57	No	Std / HF	0.5 h

COMPATIBILITY CHARTS

Description	Part Number	Small Articulated Loaders	
		L23	L28
<ol style="list-style-type: none"> Mini Bob-tach Frame 	46961689	X	X
<ol style="list-style-type: none"> Standard Bob-tach Frame 	46961690	X	X
Auger 11H	46931812	X	X
<ol style="list-style-type: none"> Auger 28H 	46931813	X	X
Auger 28LH	46931814	X	X

COMPATIBILITY CHARTS							
Description	Part Number	11H	28H	28LH	33H	55LH	Weight
<ol style="list-style-type: none"> Frame Hitch, 11H, 28H, 28LH, 33H 	46961691	X	X	X	X		34kg
Auger Bit, 2" HEX, STD, 15cm	46955271	X	X	X			17 kg
Auger Bit, 2" HEX, STD, 23cm	46955272	X	X	X			26 kg
Auger Bit, 2" HEX, STD, 30cm	46955273	X	X	X			35 kg
Auger Bit, 2" HEX, STD, 40cm	46955274	X	X	X			39 kg
Auger Bit, 2" HEX, STD, 45cm	46955275	X	X	X			44 kg
Auger Bit, 2" HEX, STD, 60cm	46955276	X	X	X			60 kg
<ol style="list-style-type: none"> Auger Bit, 2" HEX, STD, 75cm 	46955277	X	X	X			71 kg
Auger Bit, 2" HEX, HD, 15cm	46955285	X	X	X			16 kg
Auger Bit, 2" HEX, HD, 23cm	46955286	X	X	X			30 kg
Auger Bit, 2" HEX, HD, 30cm	46955287	X	X	X			39 kg
Auger Bit, 2" HEX, HD, 40cm	46955288	X	X	X			46 kg
Auger Bit, 2" HEX, HD, 45cm	46955289	X	X	X			54 kg
Auger Bit, 2" HEX, HD, 60cm	46955290	X	X	X			71 kg
<ol style="list-style-type: none"> Extension, 11H, 28H, 28LH, 50cm 	46958016	X	X	X			12 kg
<ol style="list-style-type: none"> Extension, 11H, 28H, 28LH, 100cm 	46958017	X	X	X			18 kg



OLD GENERATION 2" HEX BITS CAN DIRECTLY BE CONNECTED TO NEW 2" HEX AUGER DRIVES WHILE AN ADAPTOR IS REQUIRED FOR COMPATIBILITY WITH ROUND AUGER BITS FROM PREVIOUS GENERATION.

- 46958020** ROUND BITS (65MM) --> 2" HEX SHAFT DRIVE
- 46958021** ROUND SHAFT DRIVE (65MM) --> 2" HEX BIT



BREAKER



Requirements	Features & Benefits
<p>Breaker includes: Nail Point, fixing cap bolts, gauge tool and hose protector.</p>	<ul style="list-style-type: none"> The cylindrical design improves access to jobs in confined areas, providing accurate attachment operation in more operating environments. Upper and lower shock absorbers isolate the breaker from the housing, reducing noise and vibration to deliver operator comfort without sacrificing performance. Silenced standard for all breaker models. Diaphragm-type accumulators reduce maintenance by preventing slow leaks. Long-life breakers designed for all demolition jobs with minimal maintenance. The innovative steel ring feature allows retaining the tool bushing, protecting the grease access and provides a quick tool change solution. Designed for minimum downtime and with few service parts to reduce operation cost and improve overall lifetime of the attachment. Bobcat breakers produce low recoil and minimal hydraulic pressure spike to their carriers.

Description: Bobcat breakers offer high performance, low maintenance, and are easy to use. All breakers feature a frame with a cylindrical design, providing improved access to jobs in confined areas. All breakers have a silenced housing as standard.

TECHNICAL SPECIFICATIONS										
Description	Part Number	Flow (l/min)	Blow Rate - Soft Ground (beats/min)	Blow Rate - Hard Ground (beats/min)	Operating Pressure (bar)	Weight (kg)	Control Kit Required	Working Flow	First Use Installation Time	
Breaker, HB680	46913648	25 - 50	1220	1340	120	150	No	Standard	2 h	

COMPATIBILITY CHARTS			
Description	Part Number	Small Articulated Loaders	
		L23	L28
1 Hose Kit	6727411	X	X
2 Bolt-on Mounting Frame	7113736.EA	X	X
3 Breaker, HB680	46913648	X	X



OPTIONS/ACCESSORIES				
Description	Part Number	Tools Selection	Dimensions	
Hose Guide Kit **	7413909			
InLine Wide Chisel **	7144678	A	X × Y × Z (mm)	115 × 120 × 15
Nail Point **	7149302	B	(° Angle)	30
CrossCut Asphalt Chisel **	7144679	C	X × Y × Z (mm)	115 × 120 × 15
InLine Chisel **	7144674	D	(° Angle)	30
Blunt Point **	7144681	E	(Ø in mm)	53
Tamping Pad and Tool **	7144682	F	(mm)	200 × 200
CrossCut Chisel **	7144673	G	(mm)	55
Conical Point **	7144676	H	(° Angle)	30
CrossCut Wide Chisel **	7144677	I	X × Y × Z (mm)	115 × 120 × 15
InLine Asphalt Chisel **	7144680	J	X × Y × Z (mm)	115 × 120 × 15

BRUSHCAT™ ROTARY CUTTER



Requirements	Features & Benefits
--------------	---------------------



Brushcat™ Rotary Cutter: Comes standard with a 7 cm Offset Blade and Front Wheels. Cutting height of 7.6 cm.

- Double-edge blade provides increased blade life by bidirectional cutter rotation (achieved by switching the hydraulic hoses at the drive motor).
- Direct hydraulic drive dampens impact loads and eliminates the need for shear pins or drive clutches.
- Front disks allow to better traverse uneven terrain while reducing operator fatigue.
- Floation linkage allows the deck to float over ground contours, keeping it in contact with the surface for optimum performance.
- Floating frame allows oscillation +/- 10 degrees
- Patented blade shutoff device stops blade rotation when rotary cutter is raised off the ground.

Description: Handle tough brush clearing and landscaping applications easily with the Brushcat™ rotary cutter. This attachment easily cuts through the toughest grass and brush while mulching small branches and saplings up to 7.6 cm in diameter. This tool is ideal for clearing lakefront property, construction sites, power line access roads, trails and ditches.

TECHNICAL SPECIFICATIONS

Description	Part Number	Cutting Width (mm)	Cutting Height (mm)	Flow Range (l/min)	Tip Speed	Weight (kg)	Control Kit Required	Working Flow	First Use Installation Time
Brushcat™ Rotary Cutter Standard Flow: RC44	7385981	1118	76,2	34-47 lpm	60.7 m/sec. @ 34 l/min 84.3 m/sec. @ 47 l/min	422	No	Standard	None
Brushcat™ Rotary Cutter Standard Flow: RC54	7388300	1372	76,2	34-47 lpm	64.9 m/sec. @ 34 l/min 90.2 m/sec. @ 47 l/min	473	No	Standard	None

COMPATIBILITY CHARTS

Description	Part Number	Small Articulated Loaders	
		L23	L28
Brushcat™ Rotary Cutter Standard Flow: RC44	7385981	X	X
Brushcat™ Rotary Cutter Standard Flow: RC54	7388300	X	X

OPTIONS/ACCESSORIES

Description	Part Number
Hose Guide Kit **	7413909

BUCKET, DIRT



Requirements	Features & Benefits
--------------	---------------------



Dirt Buckets: Have predrilled holes to accept bolt-on cutting edge or bolt-on teeth.

- Flat back assures a secure attaching area for the Bob-Tach™ mounting system.
- Low heel makes cutting grade and backdragging easier.
- Replaceable cutting edges.
- Side cutting edges give better performance, increase strength and extend bucket life.

Description: Ideal for everything from digging to material handling. Dirt buckets offer good cutting edge visibility and excellent bucket breakout force for better digging and easier bucket filling.

TECHNICAL SPECIFICATIONS

Description	Part Number	Width (cm)	Capacity SAE Heaped (l)	Bucket Back Angle (°)	Accepts Max. Number of Teeth	Weight (kg)	Length (cm)	Height (cm)	First Use Installation Time
Bucket, Dirt, 112 cm	7117433.EA	112	160	70	7	85	63	51	None

COMPATIBILITY CHARTS

Description	Part Number	Small Articulated Loaders	
		L23	L28
Bucket, Dirt, 112 cm	7117433.EA	X	X

OPTIONS / ACCESSORIES

Description	Part Number
Bolt-On Teeth Kit (Set of 7) **	6728247
Bolt-On Cutting Edge **	6729043
Bucket Bite Tooth Bar **	7125548
Side Utility Plate Kit **	7125270

Bolt-On Teeth



Bolt-On Cutting Edge



Bucket Bite Tooth Bar



BUCKET (GP), GENERAL PURPOSE



Requirements

Features & Benefits

General Purpose Buckets (GP): Have predrilled holes to accept bolt-on cutting edge or bolt-on teeth.

- Round back design enhances bucket loading and cleanout
- Flat back assures a secure attaching area for the Bob-Tach™ mounting system
- Low heel makes cutting grade and backdragging easier
- Replaceable cutting edges
- Side cutting edges give better performance, increases strength and extends bucket life

Description: General purpose buckets have a longer bottom than the dirt style. They offer excellent cutting edge visibility and good breakout force. General purpose buckets are ideal for light duty and medium duty grading and levelling applications as well as material handling.

TECHNICAL SPECIFICATIONS

Description	Part Number	Width (cm)	Capacity SAE Heaped (l)	Bucket Back Angle (°)	Accepts Max. Number of Teeth	Weight (kg)	Length (cm)	Height (cm)	First Use Installation Time
Bucket, General Purpose, 112 cm	7114581.EA	112	210	70	7	94	76	51	None
Bucket, General Purpose, 127 cm	7114583.EA	127	240	70	7	101	76	51	None

COMPATIBILITY CHARTS

Description	Part Number	Small Articulated Loaders	
		L23	L28
Bucket, General Purpose, 112 cm	7114581.EA	X	X
Bucket, General Purpose, 127 cm	7114583.EA	X	X

OPTIONS / ACCESSORIES

Description	GP Bucket 112 cm	GP Bucket 127 cm
	7114581.EA	7114583.EA
Utility Grapple, 81 cm	7125370	7125370
Bolt-On Teeth Kit (Set of 7) **	6728247	6728247
Bolt-On Cutting Edge **	6729043	7104502
Bucket Bite Tooth Bar **	7125548	7125549
Side Utility Plate Kit (set of 2) **	7104358	7104358

BUCKET, UTILITY

Requirements

Features & Benefits

Utility buckets: Have predrilled holes to accept bolt-on cutting edge or bolt-on teeth.

- Round back design enhances bucket loading and cleanout
- Flat back assures a secure attaching area for the Bob-Tach™ mounting system
- Low heel makes cutting grade and backdragging easier
- Replaceable cutting edges
- Seethrough back part of the bucket for improved visibility to the cutting edge

Description: Utility buckets have a longer bottom than the dirt style. They offer excellent cutting edge visibility and good breakout force. Utility buckets are ideal for light duty and medium duty grading and levelling applications as well as material handling.

TECHNICAL SPECIFICATIONS

Description	Part Number	Width (cm)	Capacity SAE Heaped (l)	Bucket Back Angle (°)	Accepts Max. Number of Teeth	Weight (kg)	Length (cm)	Height (cm)	First Use Installation Time
Bucket, Utility, 112 cm	7387672	112	280	70	5	105	80.5	51.9	None
Bucket, Utility, 137 cm	7387673	137	348	70	6	123	80.5	51.9	None
Bucket, Utility, 152 cm	7387674	152	388	70	7	133	80.5	51.9	None

COMPATIBILITY CHARTS

Description	Part Number	Small Articulated Loaders	
		L23	L28
Bucket, Utility, 112 cm	7387672	X	X
Bucket, Utility, 137 cm	7387673	X	X
Bucket, Utility, 152 cm	7387674		X

OPTIONS / ACCESSORIES

Description	Part Number
Bolt-On Teeth Kit (Set of 7) **	7388061
Bolt-On Cutting Edge **	7387887

DUMPING HOPPER



Requirements	Features & Benefits
	<ul style="list-style-type: none"> The Bob-Tach™ system allows the dumping hopper to tip forward and empty itself simply by raising the Bobcat loader's lift arm and rolling out the Bob-Tach™. The dumping hopper's castor wheel design with flotation tyres accommodates uneven ground conditions. Inside surfaces are flat and smooth to prevent material from sticking. The bottom plate has pre-drilled holes to evacuate rainwater.



Dumping Hopper: Includes 8.5 × 12 Bobcat Heavy Duty Tire. Tire assembly to be installed on Dumping Hopper.

Description: Park it, load it and dump it. This attachment mounts as easily as a bucket on your loader, and can go wherever your loader goes. Empties fast and easy, just raise the loader arms and dump. Flat, smooth interior surfaces prevent materials from sticking.

TECHNICAL SPECIFICATIONS											
Description	Part Number	Length (mm)	Width (mm)	Height (mm)	Capacity Heaped (m³)	Capacity Struck (m³)	Weight (kg)	Control Kit Required	Working Flow	First Use Installation Time	
Dumping Hopper, 10	6727275	2108	914	1016	0.84	0.73	304	No	Standard	0.5 h	

COMPATIBILITY CHARTS			
Description	Part Number	Small Articulated Loaders	
		L23	L28
Dumping Hopper, 10	6727275	X	X

GRAPPLE, FARM – UTILITY ON BUCKET

Requirements	Features & Benefits				
<table border="1"> <tr> <th>Hose Kit</th> <th>Bucket</th> </tr> <tr> <td>1</td> <td>2</td> </tr> </table>	Hose Kit	Bucket	1	2	<ul style="list-style-type: none"> Move hard to handle materials easily. Hydraulically controlled grapple is easy to operate. Exclusive Bob-Tach™ mounting system lets you change to another attachment quickly. Grapple design allows you to get the forks or bucket close to fences or the sides of walls.
Hose Kit	Bucket				
1	2				



Farm/Utility Grapple: To be attached on bucket.

Description: This is the easy way to handle loose hay, bedding and manure on the farm and other sites. Use the utility bucket by itself or add the hydraulic grapple for more gripping power.

TECHNICAL SPECIFICATIONS												
Description	Part Number	Width (cm)	Max. Height with Grapple Raised (mm)	Standard Number of Teeth	Max. Number of Teeth	Space Between Teeth (mm)	Max. Opening with Grapple Raised (mm)	Weight (kg)	Control Kit Required	Working Flow	First Use Installation Time	
Farm / Utility Grapple on Bucket, 81 cm, 3 Teeth	7125370	81	1020	3	5	180	814	78	No	Standard	None	

COMPATIBILITY CHARTS				
Description	Part Number	Small Articulated Loaders		
		L23	L28	
1 Hose Kit	7408932.EA	X	X	
2 Bucket, GP, 112 cm	7114581.EA	X	X	
2 Bucket, GP, 127 cm	7114583.EA	X	X	

OPTIONS/ACCESSORIES	
Description	Part Number
Hose Guide Kit **	7413909

ADDITIONAL TINES ARE AVAILABLE THROUGH PARTS PN 6675362

GRAPPLE, INDUSTRIAL



	Requirements	Features & Benefits
1	Hose Kit	
2	Grapple	<ul style="list-style-type: none"> • Move hard to handle materials easily. • Powerful independent grapples (2) secure uneven loads. • Hydraulically controlled grapple is easy to operate. • Handles bulky, uneven loads securely.

Industrial Grapple: Includes Bolt-On Cutting Edge.

Description: Built tough for reliability and endurance, the industrial bucket and fork with grapple will easily handle scrap, waste, brush and other hard-to-manage materials.

TECHNICAL SPECIFICATIONS											
Description	Part Number	Width (cm)	Number of Grapples	Number of Teeth STD	Number of Teeth Max.	Max. Open Height (cm)	Jaw Opening at Max. Open Height (cm)	Weight (kg)	Control Kit Required	Working Flow	First Use Installation Time
Grapple, Industrial Bucket, 91 cm	7493574	91	1 x 6	-	-	108	80	165	No	Standard	2.5 h
Grapple, Industrial Bucket, 122 cm	7493572	122	1 x 6	-	-	108	80	202	No	Standard	2.5 h

COMPATIBILITY CHARTS			
Description	Part Number	Small Articulated Loaders	
		L23	L28
1 Hose Kit	7408932.EA	X	X
2 Grapple, Industrial Bucket, 91 cm	7493574	X	X
Grapple, Industrial Bucket, 122 cm	7493572	X	X

OPTIONS/ACCESSORIES	
Description	Part Number
Hose Guide Kit **	7413909

GRAPPLE, ROOT



	Requirements	Features & Benefits
1	Hose Kit	
2	Root Grapple	<ul style="list-style-type: none"> • Heavy duty design improves wear life in tough land clearing and demolition applications. • Curved tooth design permits material to be picked up without driving teeth into the ground and allows dirt to fall between teeth, leaving dirt on side. • Fully enclosed mounting frame extends wear life by minimizing flexing in frame area. • Inertia-welded cylinder ends – a Bobcat exclusive – permit strong, smooth, durable grapple operation by improving hydraulic cushioning at the end of the stroke. • Protected hydraulic hoses limit damage to hoses from debris.

Utility buckets: Have predrilled holes to accept bolt-on cutting edge or bolt-on teeth.

Description: Built tough for reliability and endurance, the root grapple easily handle scrap, waste, brush and other hard-to-manage materials.


TECHNICAL SPECIFICATIONS										
Description	Part Number	Width (cm)	Max. Height with Grapple Raised (cm)	Max. Tooth Opening (cm)	Teeth	Weight (kg)	Control Kit Required	Working Flow	First Use Installation Time	
Root Grapple, 91 cm	7493347	91	109	81	5	143	No	Standard	None	
Root Grapple, 122 cm	7493345	122	109	81	7	179	No	Standard	None	

COMPATIBILITY CHARTS			
Description	Part Number	Small Articulated Loaders	
		L23	L28
1 Hose Kit	7408932.EA	X	X
2 Root Grapple, 91 cm	7493347	X	X
Root Grapple, 122 cm	7493345	X	X

OPTIONS/ACCESSORIES	
Description	Part Number
Hose Guide Kit **	7413909

LANDPLANE



Requirements	Features & Benefits
	<ul style="list-style-type: none"> • Allows controlled grading and levelling in both forward and reverse directions. • Can be used like a bucket to transport material on site. • Peels and removes sod. • Scarifier breaks up hard ground. • Sorts unwanted debris from soil. • Pulverises soil clods. • Aerates soil for seeding and sodding. • Bob-Tach™ mounted. • Bi-directional operation. • Bi-directional scarifier. • Removable screen.

Landplane: Includes expanded metal grate, scarifier assembly, teeth and respective hardware.

Description: A landscaping must. It grades and levels in both forward and reverse and peels and removes sod. The deluxe landplane includes a bi-directional scarifier and removable screen to pulverise soil clods, aerates and sorts debris from soil.

TECHNICAL SPECIFICATIONS

Description	Part Number	Width (cm)	Digging Depth (cm)	Cutting Edge (mm)	Weight (kg)	Control Kit Required	Working Flow	First Use Installation Time
Landplane Deluxe, 122 cm	6907173	122	7.6	12.7 × 102	191	No	Standard	None

COMPATIBILITY CHARTS

Description	Part Number	Small Articulated Loaders	
		L23	L28
Landplane Deluxe, 122 cm	6907173	X	X






ATTACHMENT: LOG GRAPPLE



MEET THE CHALLENGING DEMANDS OF LANDSCAPING JOBS WITH THIS LOG GRAPPLE


- ▶ Get outstanding grip with the equipped heavy-duty teeth and reinforced tines. Perfect for managing logs and brush!
- ▶ Easily clamp on landscape debris with the grapple's 142 cm wide opening and 360° rotation.
- ▶ For better stability during operation, the log grapple comes with rope bollards.
- ▶ Integrated tree pusher for increased operator control and safety.
- ▶ Use this attachment with your Small Articulated Loader or Mini Track Loader.

MORE INFO ON WWW.BOBCAT.COM

LOG GRAPPLE

Requirements		Features & Benefits
<div style="border: 1px solid #ccc; padding: 5px; margin-bottom: 5px;">1</div> 	<div style="border: 1px solid #ccc; padding: 5px; margin-bottom: 5px;">2</div> 	<ul style="list-style-type: none"> Reinforced tines provide powerful and lasting grip on logs and brush. Heavy duty teeth help stabilize logs of all sizes during operation. Free hanging design with 142 cm opening tines. Integrated tree pusher assists in falling branches, stems or trees in the intended direction. Rope bollards maximise stability and control when directing debris during cutting.



Log Grapple: No special requirement

Description: Meet the challenging demands of landscaping and municipality jobsites with our new log grapple! Loading logs onto trailers or transporting material out of your yard has never been easier. This free-hanging log grapple attachment has the brute force and agility to lift and move heavy logs and brush - even on tight worksites or properties.






TECHNICAL SPECIFICATIONS								
Description	Part Number	Cylinder Stroke	Cylinder Bore Diameter	Cylinder Rod Diameter	Max. Opening (mm)	Max. Reach (mm)	Weight (kg)	Control Kit Required
Log Grapple 56"	7401254	190.2	50.8	31.8	1429	1726	152	No



COMPATIBILITY CHARTS			
Description	Part Number	Small Articulated Loaders	
		L23	L28
1 Hose Kit	7440224	X	X
2 Log Grapple 56"	7401254	X	X


OPTIONS/ACCESSORIES	
Description	Part Number
Hose Guide Kit **	7413909



PALLET FORKS

Requirements		Features & Benefits
<div style="border: 1px solid #ccc; padding: 5px; margin-bottom: 5px;">1</div> 	<div style="border: 1px solid #ccc; padding: 5px; margin-bottom: 5px;">2</div> 	<ul style="list-style-type: none"> Large, square holes in back screen provide excellent fork/load visibility. Screen made from durable, heavy gauge steel for long life.



Pallet Forks Standard: Need Mounting Frame & Forks.


Description: Ideal to handle any kind of bulky or bagged material from fertiliser to seed and animal feed. Especially handy when working in tight areas or along narrow aisles.

TECHNICAL SPECIFICATIONS						
Description	Part Number	Fork Width (cm)	Frame Weight (kg)	Control Kit Required	Working Flow	First Use Installation Time
Pallet Fork Frame Standard Duty	7297499.T	10	60	No	Standard	0.25 h
Pallet Fork Frame Standard Duty	6809716.T	10	47	No	Standard	0.25 h


COMPATIBILITY CHARTS			
Description	Part Number	Small Articulated Loaders	
		L23	L28
1 Pallet Fork Frame Standard Duty	7297499.T	X*	X*
Pallet Fork Frame Standard Duty	6809716.T	X*	X*
Pallet Fork Teeth 91 cm, Heavy Duty (Set of 2)	6540184	X*	X*
2 Pallet Fork Teeth 106 cm, Heavy Duty (Set of 2)	6540183	X*	X*
Pallet Fork Teeth 122 cm, Heavy Duty (Set of 2)	6540182	X*	X*

* Pay attention to the max. pallet fork frame load rating (1130 kg for standard duty pallet fork frames).

SNOW BLOWER



Requirements			Features & Benefits
Hose Kit	Snow Blower	Attachment Control Kit	<ul style="list-style-type: none"> Increased intake height and a larger auger draw in more snow for faster removal. Redesigned, rounded intake minimizes clogging and improves snow flow. Aggressive auger teeth easily break up and tear through hard-packed snow and ice. Reversible and replaceable wear edge bites into hard ice and packed snow and is designed for long life. Adjustable side-mounted and skid shoes allow operators to set the cleaning depth to match the jobsite. The truck loading chute allows the snowblower to place snow high in a truck box for easier removal and hauling.
1	2	3	



Snow Blower: Includes a hydraulic motor package. Loader must be equipped with a 14-pin Attachment Control Kit.

Description: Clear snow off driveways, parking lots and sidewalks with our Bobcat snow blower. The snowblower attachments feature a new and extremely durable direct-drive, sprocket-style chute that operators can rotate to throw snow in virtually any direction and place it wherever the job requires - even hard-to-reach places.


TECHNICAL SPECIFICATIONS										
Description	Part Number	Outside Width (mm)	Hydraulic Motor Package	Auger Diameter (mm)	Fan Diameter (mm)	Height (mm)	Side Height (mm)	Flow Range (l/m)	Working Flow	Control Kit Required
Snow Blower 26x48	M7053*5653112	1219	OMPX50	356	381	1511	673	30.3-45.4	Standard	Yes

COMPATIBILITY CHARTS				
Description	Part Number	Small Articulated Loaders		
		L23	L28	
1 Hose Kit	7408947.EA	X		X
2 Snow Blower 26x48	M7053*5653112	X		X
3 14-Pin Attachment Control Kit **	7427921	X		X


OPTIONS / ACCESSORIES			
Description	Part Number	Weight (kg)	First Use Installation Time
Hose Guide Kit **	7413909	2.5	-
Truck loading chute (32-36) **	7456370	73	2.5 h



SNOW V-BLADE



Requirements			Features & Benefits
Hose Kit	Snow V-Blade	Attachment Control Kit	<ul style="list-style-type: none"> V-Blade: clear a path through deep snow. Straight Blade: pile large amounts of snow. Scoop Blade: scoop, push or pile snow. 30° Left or Right Angle Blade: continuously push snow to either side of the loader. Fingertip adjustments of V-blade's five configurations. Multi-position frame allows blade to be raised or lowered to desired working height. Domed, adjustable skid shoes and trip springs provide operator and component protection. Optional rubber cutting edge kits available.
1	2	3	



Snow V-Blade: Loader must be equipped with an Attachment Control Kit. When used on loader equipped with a 14-Pin Attachment Control Kit, a 14-Pin Attachment T-Harness Kit (Part Number 6725383) is required.

Description: This versatile, hydraulically operated attachment offers five different blade configurations to help operators move snow fast. The blade has on-the-go fingertip control and angles 30° right or left to continuously push snow to either side of the loader, straight or scoop configuration to push large amounts of snow, or v-configuration to plow through the deepest snow.



TECHNICAL SPECIFICATIONS										
Description	Part Number	Width (cm)	Working Width (Scoop Blade) (cm)	Working Width (Angled 30°) (cm)	Working Width (V-Blade) (cm)	Oscillation (with Flotation Kit) ± (°)	Weight (kg)	Control Kit Required	Working Flow	First Use Installation Time
Snow V-Blade, 152 cm1	7104861	152	134	137	138	10	331	Yes	Standard	None

1 A 14-Pin Attachment Control Kit, a 14-Pin Attachment T-Harness Kit (6725383) is required

COMPATIBILITY CHARTS				
Description	Part Number	Small Articulated Loaders		
		L23	L28	
1 Hose Kit	7415232.EA	X		X
2 Snow V-Blade, 152 cm	7104861	X		X
3 14-Pin Attachment Control Kit **	7427921	X		X

OPTIONS / ACCESSORIES	
Description	Part Number
Hose Guide Kit **	7413909
Rubber Cutting Edge Kit, 152 cm (Includes hardware) **	6958664

SOIL CONDITIONER



Requirements	Features & Benefits
--------------	---------------------

Soil Conditioner	Attachment Control Kit
1	3

Soil Conditioner: Loader must be equipped with an Attachment Control Kit.

- Produces a perfect bed for seeding or laying grass turf.
- Windrows and separates rocks and other debris.
- Impressively grades and levels topsoil with ease in floating or fixed mode per landscape requirement.
- Tears out old sod.
- Pulverizes dirt clumps.
- Forward and reverse raking action.
- Roller bar follows ground contours perfectly.
- Flip-up front bolster lets you get close to buildings and saves space during transport.
- Direct-drive motor eliminates chain and sprocket problems.
- Attachable end plates for box-blade effect.



Description: A versatile, cost-effective landscaping attachment. It saves time and labour when smoothing ruts, moving material or levelling mounds. Produces a perfect bed for seeding and sodding.

TECHNICAL SPECIFICATIONS

Description	Part Number	Width (cm)	Working Width (fully angled 25°)	Angling / Depth Adjustment	Number of Teeth	Tyres	Required Hydraulic Flow (l/min)	Weight (kg)	Control Kit Required	Working Flow	First Use Installation Time
Soil Conditioner, 122 cm, Manual	6958310	122	116	Manual	81	Pneumatic	38 - 68	288	No	Standard	None

COMPATIBILITY CHARTS

Description	Part Number	Small Articulated Loaders	
		L23	L28
1 Soil Conditioner, 122 cm, Manual	6958310	X	X
2 14-Pin Attachment Control Kit **	7427921	X	X

OPTIONS/ACCESSORIES

Description	Part Number
Hose Guide Kit **	7413909



ATTACHMENT: STUMP GRINDER

GRIND TREE STUMPS INTO MULCH LIKE A PRO WITH THIS STUMP GRINDER

- ▶ For increased productivity during operation, the work group is mounted at an angle for excellent visibility, and the design of the swing cylinder does not require the operator to reposition its arc
- ▶ Ideal for landscaping contractors, municipalities, and homeowners with acreage
- ▶ This attachment can even go through tight spaces, like gates and backyards, easily
- ▶ With this stump grinder you can improve your land aesthetics, gain agricultural space, as well as improve safety

STUMP GRINDER



Requirements			Features & Benefits		
--------------	--	--	---------------------	--	--



Hose Kit	Stump Grinder	Attachment Control Kit
1	2	3
		

Stump Grinder: Loader must be equipped with an Attachment Control Kit.

- The work group is mounted at an angle of 90° to the operator for excellent visibility to the cutting area, giving the operator the same wide view as a pull-behind stump grinder.
- The swing cylinder design generates an impressive arc. This allows the operator to cut large stumps without repositioning.
- Rubber deflector shields and screening provide additional operator comfort and protection from wood chips.
- The unique valve design controls the swing circuit speed to prevent the cutting wheel from stalling in the cut.
- Diverse cutting heights gives better access for a variety of size stumps.

Description: Grind tree stumps into mulch with the powerful action of the stump grinder attachment. Designed for maximum operating capability, the stump grinder mounts directly to the front of a carrier for easy maneuvering in tight areas and positioning exactly where grinding action is needed. Mounted at a 90-degree angle to the operator, the stump grinder offers increased visibility to the cutting area, giving the operator the same wide view as with any pull-behind grinder. The stump grinder is the ideal attachment for landscaping contractors, homeowners with acreage, campus facilities, municipalities, and rental contractors.

TECHNICAL SPECIFICATIONS

Description	Part Number	Flow Range (l/min)	Cutting Height (mm)	Max. Cutting Depth (mm)	Max. Cutting Angle (°)	Grinder Reach at Ground Level (mm)	Number of Teeth	Weight (kg)	Control Kit Required	Working Flow	First Use Installation Time
Stump Grinder, SG30	7100641	38 - 53	279	279	90	1175	16	171	Yes	Standard	None

COMPATIBILITY CHARTS

Description	Part Number	Small Articulated Loaders	
		L23	L28
1 Hose Kit	7409065.EA	X	X
2 Stump Grinder, SG30	7100641	X	X
3 14-Pin Attachment Control Kit **	7427921	X	X

OPTIONS/ACCESSORIES

Description	Part Number
Hose Guide Kit **	7413909

SWEEPER



Requirements			Features & Benefits		
--------------	--	--	---------------------	--	--



Sweeper: No special requirement.

- Cleans in forward or reverse.
- Wear compensation for increased bristle life by patented height adjustment system.
- Reversible cutting edge and side protection as standard ensures long product life.
- Standard cutting edge of the sweeper can be used to scrape packed material.
- Motor drain line except SW110.
- Equipped with new heavy duty bristles.
- Optional steel and polyurethane mix bristles.
- Optional gutter brush can be installed to increase versatility and increase sweeping width.
- An optional water tank can be fitted on top of the sweeper.
- Spray kit also compatible with existing loaders water kit.

Description: The Bobcat sweeper can sweep and collect dirt or other debris in both forward and reverse. This attachment is perfect for cleaning parking lots, sidewalks, docks, and warehouses. New features like patented height adjustment placed on the top of the sweeper, double axis floating gutter brush guarantee an ease of operation while getting the job done.

TECHNICAL SPECIFICATIONS

Description	Part Number	Sweeping Width (cm)	Bucket Capacity (m³)	Brush Diameter (mm)	Bristle Material	Number of Sections	Max. Flow Range (l/min)	Weight (kg)	Control Kit Required
Sweeper, 110 cm	7439853	110	0.20	550	PP*	25	30 - 60	258	No
Sweeper, 110 cm - Steel/PP *	7439853.SP	110	0.20	550	Steel/PP*	25	30 - 60	258	No
Sweeper, 140 cm	7439854	140	0.33	550	PP*	32	60 - 115	381	No
Sweeper, 140 cm - Steel/PP *	7439854.SP	140	0.33	550	Steel/PP*	32	60 - 115	381	No

* Polypropylene

COMPATIBILITY CHARTS

Description	Part Number	Small Articulated Loaders	
		L23	L28
Sweeper, 110 cm	7439853	X	X
Sweeper, 110 cm - Steel/PP	7439853.SP	X	X
Sweeper, 140 cm	7439854	X	X¹
Sweeper, 140 cm - Steel/PP	7439854.SP	X	X¹

¹Carrier boom has to be retracted during operation

OPTIONS / ACCESSORIES

Description	Part Number	Weight (kg)	First Use Installation Time
Hose Guide Kit **	7413909	2.5	
Gutter Brush Right Side (for Sweepers 140 cm)	7440928	50	15 min
Gutter Brush Left Side (for Sweepers 140 cm)	7441403	50	15 min

SWEEPER, MULTIPURPOSE



TILLER

	Requirements	Features & Benefits
<div style="display: flex; justify-content: space-around;"> <div style="border: 1px dashed black; padding: 2px;">BT Adapter</div> <div style="border: 1px dashed black; padding: 2px;">Sweeper</div> <div style="border: 1px dashed black; padding: 2px;">Counterweight</div> </div>	<div style="display: flex; justify-content: space-around;"> <div style="border: 1px solid black; padding: 2px;">1</div> <div style="border: 1px solid black; padding: 2px;">2</div> <div style="border: 1px solid black; padding: 2px;">3</div> </div>	<ul style="list-style-type: none"> Hydraulic motor with direct drive Adjustable heavy duty polyurethane bristles guarantee long product life Front hopper opening hydraulically from cab All models manually rotatable +/-20° and hopper lockable in open position Supported by 3 pivoting wheels Self-leveling system with indicators Carrier interface adapter easily replaceable with dedicated couplers Mechanical fuse to protect carrier in case of obstacle Optional gutter brush can be installed to increase versatility and increase sweeping width An optional water tank can be fitted on top of the sweeper Optional sprayer system for main bristle and Gutter Brush

Sweeper: BT adapter + Sweeper

Description: The Bobcat multipurpose sweeper can sweep and collect dirt or other debris. Floating parallelogram self-levelling system guarantee an ease of operation while getting the job done. Angling the sweeper and reversing the flow it can be used for material removal without collection on the hopper. Multiple interface adapter easily interchangeable for each carrier. This attachment is perfect for cleaning parking lots, roads, docks, and warehouses.

TECHNICAL SPECIFICATIONS									
Description	Part Number	Sweeping Width (straight/angled) (cm)	Bucket Capacity (m ³)	Brush Diameter (mm)	Bristle Material	Number of Sections	Flow Range (l/min)	Weight (kg)	Control Kit Required
Multipurpose Sweeper, 135 cm	7457925	135 / 127	0.09	590	pp	25 + 2	40 - 50	363	No
Multipurpose Sweeper, 150 cm	7457926	150 / 141	0.11	590	pp	28 + 2	40 - 50	385	No

COMPATIBILITY CHARTS				
Description	Part Number	Small Articulated Loaders		
		L23	L28	
1 Adapter Frame BT	7467998	X	X	
2 Multipurpose Sweeper, 135 cm	7457925	X	X1	
Multipurpose Sweeper, 150 cm	7457926	X	X1	
3 Counterweight **	7362520	X	X	

**Carrier boom has to be retracted during operation
Water tank not approved for application

OPTIONS / ACCESSORIES			
Description	Part Number	Weight (kg)	First Use Installation Time
Hose Guide Kit **	7413909	2.5	
Gutter Brush Right Side	7468288	40	30 min
Gutter Brush Left Side	7468289	40	30 min

OPTIONS / ACCESSORIES COMPATIBILITY			
Description	Sweeper 135 cm	Sweeper 150 cm	
	7457925	7457926	
Gutter Brush Right Side	7468288	7468288	
Gutter Brush Left Side	7468289	7468289	

FOR BETTER PERFORMANCE, LONG BRISTLE LIFE, AND LOW FUEL CONSUMPTION, SEE THE OPERATOR'S MANUAL FOR RECOMMENDED SETTINGS

THE BEST SWEEP PERFORMANCE IS ACHIEVED WITH SMALLER CARRIER WIDTH THAN SWEEPER, WITH THE SWEEPER ANGLED, AND AT 6KM/H TRAVEL SPEED

	Requirements	Features & Benefits
	<div style="border: 1px solid black; padding: 2px;">Tiller</div>	<ul style="list-style-type: none"> Bi-directional rotation allows both top-cutting and undercutting in either travel direction. Offset mounting permits tilling next to sidewalks, curbs and buildings. Hydraulically powered; no shear pins to maintain. Able to use high-flow hydraulics for enhanced performance on 158 cm and 193 cm models. Hardened, double-edge, replaceable tines. Exclusive Bob-Tach™ mounting system permits quick hookup to loader. Forward/reverse travel direction.

Tiller: No special requirement.

Description: A great landscaping attachment. It quickly breaks up ground and mixes compost and other materials into the soil. Offset mounting permits tilling next to sidewalks, curbs and buildings.

TECHNICAL SPECIFICATIONS											
Description	Part Number	Width (cm)	Digging Depth (cm)	Required Hydraulic Flow (l/min)	Number of Tines	Travel Direction	Weight (kg)	Control Kit Required	Working Flow	First Use Installation Time	
Tiller, 102 cm	7196028	102	10.2	34 - 68	32	Forward/Reverse	230	No	Standard	None	

COMPATIBILITY CHARTS			
Description	Part Number	Small Articulated Loaders	
		L23	L28
Tiller, 102 cm	7196028	X	X

OPTIONS / ACCESSORIES	
Description	Part Number
Hose Guide Kit **	7413909
Bottom Skid **	7280548

BETTER PERFORMANCES ARE ACHIEVED WHEN TILLER TURNS IN THE OPPOSITE DIRECTION OF THE MACHINE

TRENCHER



Requirements

Features & Benefits

Loader Frame

1

Trencher with HD Chain 150 mm

2

Optional Chain sizes

3

- Robust, spring-loaded crumber that maintains constant contact with the trench floor.
- Powerful planetary drive resulting in high torque and high-power output.
- Adjustable skid foot features up to 4 preset digging depths.
- Mechanical side-shift feature allows digging close to permanent structures.
- Possible to remove the auger to get even closer.
- No greasing required featuring sealed and self-lubricating components
- 3 years warranty on gearbox and 2 years warranty on motor.

Description: This versatile tool can be used for a variety of jobs ranging from light to high-production trenching. Digging depths range from 60 cm to 1.5 m. The sideshift feature lets you get close to walls or fences.

TECHNICAL SPECIFICATIONS

Description	Part Number	Flow (l/min)	Digging Depth (mm)	Trench width * (mm)	Boom Length (mm)	Max. Operating Pressure (bar)	Weight (kg)	Control Kit Required	Working Flow	First Use Installation Time
Trencher LT90	46931817	38-90	450-900	100-150-200	1050	240	218	No	Std	0.5 h

* all models of Trenchers come with 150mm HD Chain as standard, with other sizes available as additional option.

COMPATIBILITY CHARTS

Description	Part Number	Small Articulated Loaders	
		L23	L28
1 Mini Bob-tach Frame	46961689	X	X
Standard Bob-tach Frame	46961690	X	X
2 Trencher LT90	46931817	X	X

COMPATIBILITY CHARTS

Description	Part Number	LT90
HD Chain, 100mm, LT90, LT90 HD	46968597	X
4 HD Chain, 200mm, LT90, LT90 HD	46968599	X
RC Chain, 150mm, LT90, LT90 HD	46980442	X

Compatibility of trencher chains are dependent on selection of trencher model.

TO GUARANTEE OPTIMAL PERFORMANCE, OPTIONAL CHAINS ARE PAIRED WITH A SCRAPER SHOE THAT PERFECTLY MATCHES THE CHAIN WIDTH, ENSURING A CLEAN AND EFFICIENT TRENCH EVERY TIME.



UTILITY FORK

Requirements

Features & Benefits

- Bob-Tach™ Attachment Mounting System: Makes easy work of attaching and detaching the utility fork. Fast and easy mounting means spending less time on attachment changes and more time on the job.
- Replaceable Teeth: For easy attachment maintenance, utility fork teeth are replaceable, keeping the attachment working smoothly and maximizing time spent getting work done. Provisions for adding additional forks to narrow the space between fork tines.

Description: Handle materials easier and move materials faster with the utility fork attachment. The strong, replaceable, tapered teeth handle a variety of farm and ranch chores easily and efficiently.

TECHNICAL SPECIFICATIONS

Description	Part Number	Width (mm)	Max. Height with Grapple Raised (mm)	Standard Number of Teeth	Max. Number of Teeth	Space Between Teeth (mm)	Max. Opening with Grapple Raised (mm)	Weight (kg)	Control Kit Required	Working Flow	First Use Installation Time
Utility Fork, 91 cm, 5 Teeth	6966230.EA	905	1080	5	9	208 / 104	874	100	No	Standard	2.5 h
Utility Fork, 137 cm, 7 Teeth	6966227.EA	1370	1080	7	13	208 / 104	874	137	No	Standard	2.5 h

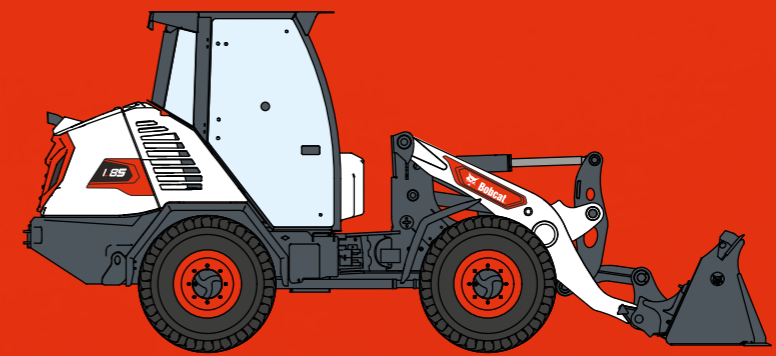
COMPATIBILITY CHARTS

Description	Part Number	Small Articulated Loaders	
		L23	L28
Utility Fork, 91 cm, 5 Teeth	6966230.EA	X	X
Utility Fork, 137 cm, 7 Teeth	6966227.EA	X	X

OPTIONS / ACCESSORIES

Description	Part Number
Hose Guide Kit **	7413909
Farm / Utility Grapple	6966687.EA



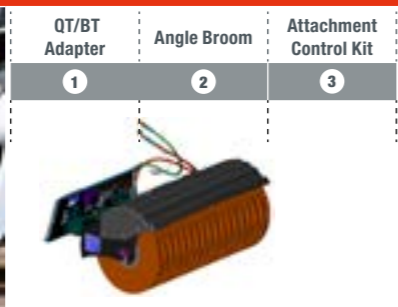


COMPACT WHEEL LOADERS

ANGLE BROOM



Requirements			Features & Benefits	
QT/BT Adapter	Angle Broom	Attachment Control Kit	1	2
1	2	3		



Angle Broom: Loader must be equipped with a 7-pin Attachment Control Kit.

- Sweep flush to a curb or wall on right side.
- Adjust the broom angle with fingertip controls.
- High-torque motor for heavy material.
- Proven, replaceable wafer bristles.
- Polypropylene bristle material for long life.
- Reversible rotation.

Description: Dirt, dried mud, light snow and other debris are quickly and efficiently swept away with this hydraulically driven attachment. Whether you're sweeping driveways, farmyards or warehouses, you can depend on the angle broom to get the job done right.

TECHNICAL SPECIFICATIONS

Description	Part Number	Sweeping Width (mm)	Sweeping Width Fully Angled (mm)	Brush Diameter (mm)	Number of Bristle Sections (zigzag - straight)	Degree of Angle	Flow Range (l/min)	Weight (kg)	Control Kit Required	Working Flow	First Use Installation Time
Angle Broom, Reversible, 213 cm (ACD)	7337715	2134	1956 @ 25°	813	48 - 2	± 25° (hydr. cyl.)	57.0 - 106.0	428	Yes	Standard / High Flow	None

COMPATIBILITY CHARTS

Description	Part Number	Compact Wheel Loaders					
		L75 Bob-Tach™	L75 Quick-Tach	L85 Bob-Tach™	L85 Quick-Tach	L95 Bob-Tach™	L95 Quick-Tach
1 QT/BT Adapter required	7429653				X		X
2 Angle Broom, Reversible, 213 cm (ACD)	7337715			X	X	X	X


OPTIONS / ACCESSORIES

Description	Part Number
Spray Nozzle Kit **	7113709

AUGER



Requirements		Features & Benefits	
1	Loader Frame	3	4
2	Frame Hitch		
3	Auger Drive		
4	Auger Bit	5	Optional - Extension
5	Optional - Extension		



- Top Mounted Hose Ports provides unobstructed operation
- A compact drive housing allows the entire drive unit to follow the bit into the hole, adding an extra foot more dig depth than a standard drive unit.
- LH Auger drives come with an innovative LED alignment system.
- Robust and efficient compact high torque planetary gear system.
- No case drain required.
- Wide range of auger bits available.
- Extreme duty shaft locking system.
- 3 year warranty on motor and 5 year warranty on gearbox.


Description: Speed and perfect vertical accuracy are what you get with this high-torque, heavy-duty hydraulic auger. The entire drive unit follows the bit into the hole, adding a foot of extra dig depth than a standard unit. This is the ideal tool for drilling holes for posts, piers, poles and trees in all kinds of soil conditions. Match your drilling needs precisely with our extensive range of bits, available in standard and heavy-duty configurations, and various widths.

TECHNICAL SPECIFICATIONS

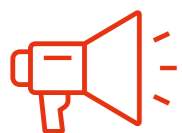
Description	Part Number	Flow (l/min)	Output Shaft	Max. Operating Pressure (bar)	Weight (kg)	Control Kit Required	Working Flow	First Use Installation Time
Auger 28H	46931813	35-115	2" HEX	120	57	No	Std / HF	0.5 h
Auger 28LH	46931814	35-115	2" HEX	120	57	No	Std / HF	0.5 h
Auger 33H	46931815	71-115	2.5" HEX	120	89	No	Std / HF	0.5 h
Auger 55LH	46931816	60-200	2.5" HEX	120	149	No	Std / HF	0.5 h

COMPATIBILITY CHARTS

Description	Part Number	Compact Wheel Loaders					
		L75 Bob-Tach™	L75 Quick-Tach	L85 Bob-Tach™	L85 Quick-Tach	L95 Bob-Tach™	L95 Quick-Tach
1 Standard Bob-tach Frame	46961690			X	X	X	X
3	Auger 28H			X	X	X	X
	Auger 28LH			X	X	X	X
	Auger 33H			X	X	X	X
	Auger 55LH			X	X	X	X



COMPATIBILITY CHARTS							
	Description	Part Number	28H	28LH	33H	55LH	Weight
2	Frame Hitch, 11H, 28H, 28LH, 33H	46961691	X	X	X		34kg
	Frame Hitch, 55LH	46961692				X	48kg
	Auger Bit, 2" HEX, STD, 15cm	46955271	X	X			17 kg
	Auger Bit, 2" HEX, STD, 23cm	46955272	X	X			26 kg
	Auger Bit, 2" HEX, STD, 30cm	46955273	X	X			35 kg
	Auger Bit, 2" HEX, STD, 40cm	46955274	X	X			39 kg
	Auger Bit, 2" HEX, STD, 45cm	46955275	X	X			44 kg
	Auger Bit, 2" HEX, STD, 60cm	46955276	X	X			60 kg
	Auger Bit, 2" HEX, STD, 75cm	46955277	X	X			71 kg
	Auger Bit, 2" HEX, HD, 15cm	46955285	X	X			16 kg
	Auger Bit, 2" HEX, HD, 23cm	46955286	X	X			30 kg
	Auger Bit, 2" HEX, HD, 30cm	46955287	X	X			39 kg
	Auger Bit, 2" HEX, HD, 40cm	46955288	X	X			46 kg
	Auger Bit, 2" HEX, HD, 45cm	46955289	X	X			54 kg
	Auger Bit, 2" HEX, HD, 60cm	46955290	X	X			71 kg
	4	Auger Bit, 2.5" HEX, STD, 23cm	46955278			X	X
Auger Bit, 2.5" HEX, STD, 30cm		46955279			X	X	52 kg
Auger Bit, 2.5" HEX, STD, 40cm		46955280			X	X	60 kg
Auger Bit, 2.5" HEX, STD, 45cm		46955281			X	X	67 kg
Auger Bit, 2.5" HEX, STD, 60cm		46955282			X	X	85 kg
Auger Bit, 2.5" HEX, STD, 75cm		46955283			X	X	121 kg
Auger Bit, 2.5" HEX, STD, 90cm		46955284			X	X	143 kg
Auger Bit, 2.5" HEX, HD, 23cm		46955292			X	X	28 kg
Auger Bit, 2.5" HEX, HD, 30cm		46955293			X	X	54 kg
Auger Bit, 2.5" HEX, HD, 40cm		46955294			X	X	61 kg
Auger Bit, 2.5" HEX, HD, 45cm		46955295			X	X	69 kg
Auger Bit, 2.5" HEX, HD, 60cm		46955296			X	X	86 kg
Auger Bit, 2.5" HEX, HD, 75cm		46955297			X	X	127 kg
Auger Bit, 2.5" HEX, HD, 90cm		46955298			X	X	159 kg
5	Extension, 11H, 28H, 28LH, 50cm	46958016	X	X			12 kg
	Extension, 11H, 28H, 28LH, 100cm	46958017	X	X			18 kg
	Extension, 33H, 55LH, 100cm	46958018			X	X	31 kg
	Extension, 33H, 55LH, 150cm	46958019			X	X	21 kg



OLD GENERATION 2" HEX BITS CAN DIRECTLY BE CONNECTED TO NEW 2" HEX AUGER DRIVES WHILE AN ADAPTOR IS REQUIRED FOR COMPATIBILITY WITH ROUND AUGER BITS FROM PREVIOUS GENERATION.

- 46958020** ROUND BITS (65MM) --> 2" HEX SHAFT DRIVE
- 46958021** ROUND SHAFT DRIVE (65MM) --> 2" HEX BIT



BUCKET, COMBINATION

BUCKET (GP), GENERAL PURPOSE

Requirements	Features & Benefits
--------------	---------------------

Combination Bucket

- Ideal for dozing, grappling, levelling, digging, loading and dumping applications.
- Built with heavy duty cutting edges for long product life.
- Thanks to the opening design, the bucket can be used for clamping materials in construction, recycling, forestry or other applications, while fully opening it can enable the operator to use it as a dozer blade if needed.
- Optional bolt-on teeth and reversible cutting edge available.

Combination Buckets: Have predrilled holes to accept bolt-on cutting edge or bolt-on teeth.

Requirements	Features & Benefits
--------------	---------------------

- Round back design enhances bucket loading and cleanout.
- Low heel makes cutting grade and backdragging easier.
- Optional reversible cutting edges and teeth.
- Thick side walls with weld-on side cutters to increase strength and extend bucket life.
- Dual level indicators for operators guidance.

General Purpose Buckets (GP): Have predrilled holes to accept bolt-on cutting edge or bolt-on teeth.

Description: Dozing, levelling, grappling, digging, loading and dumping, this multipurpose bucket does it all. Use it for demolition, construction, landscaping and municipal jobsites. It's designed to provide optimum digging force and the interlocking serrated grapple edges to hold objects securely.

Description: General purpose buckets can tackle a variety of applications. These buckets are ideal for light duty and medium duty grading and levelling applications as well as loading, carrying and material handling.

TECHNICAL SPECIFICATIONS										
Description	Part Number	Width (cm)	Capacity (l)	Heaped Capacity (m ³)	Bucket Back Angle (°)	Accepts max. number of teeth	Weight (kg)	Length (cm)	Height (cm)	First Use Installation Time
Combination Bucket 190 cm, Bob-Tach™	7393686	190	700	0.7	65	9	462	88	88	None
Combination Bucket 190 cm, Quick-Tach	7393689	190	550	0.55	65	9	424	74	88	None
Combination Bucket 190 cm, Quick-Tach	7393687	190	700	0.7	65	9	474	90	88	None

TECHNICAL SPECIFICATIONS										
Description	Part Number	Width (cm)	Heaped Capacity (l)	Bucket Back Angle (°)	Accepts Max. Number of Teeth	Weight (kg)	Length (cm)	Height (cm)	First Use Installation Time	
Bucket, General Purpose 190 cm, Bob-Tach™	7427815	190	800	65	9	291	85	80	None	
Bucket, General Purpose 200 cm, Bob-Tach™	7484957	200	1000	65	9	333	91	87	None	
Bucket, General Purpose 190 cm, Quick-Tach	7369956	190	650	N/A	9	242	77	75	None	
Bucket, General Purpose 190 cm, Quick-Tach	7369957	190	800	N/A	9	280	89	79	None	
Bucket, General Purpose 200 cm, Quick-Tach	7484956	200	1000	N/A	9	331	91	90	None	

COMPATIBILITY CHARTS							
Description	Part Number	Compact Wheel Loaders					
		L75 Bob-Tach™	L75 Quick-Tach	L85 Bob-Tach™	L85 Quick-Tach	L95 Bob-Tach™	L95 Quick-Tach
Combination Bucket 190 cm, Bob-Tach™	7393686	1200		1600		2000	
Combination Bucket 190 cm, Quick-Tach	7393689		1600		2000		2400
Combination Bucket 190 cm, Quick-Tach	7393687		1200		1600		2000


COMPATIBILITY CHARTS							
Description	Part Number	Compact Wheel Loaders					
		L75 Bob-Tach™	L75 Quick-Tach	L85 Bob-Tach™	L85 Quick-Tach	L95 Bob-Tach™	L95 Quick-Tach
Bucket, General Purpose 190 cm, Bob-Tach™	7427815	1200		1600		2000	
Bucket, General Purpose 200 cm, Bob-Tach™	7484957	950		1200		1600	
Bucket, General Purpose 190 cm, Quick-Tach	7369956		1600		2000		2500
Bucket, General Purpose 190 cm, Quick-Tach	7369957		1200		1600		2000
Bucket, General Purpose 200 cm, Quick-Tach	7484956		950		1200		1600

OPTIONS / ACCESSORIES	
Description	Part Number
Tooth kit **	7239328
Reversible cutting edge kit **	7423019

OPTIONS / ACCESSORIES		
Description	Part Number	Quantity to order
Tooth kit**	7239328	9
Reversible cutting edge kit**	7423019	1



COMPATIBILITY TABLE SHOWS MAXIMUM ALLOWED MATERIAL DENSITY IN KG/M³ FOR GIVEN COMBINATION OF BUCKET AND CARRIER




COMPATIBILITY TABLE SHOWS MAXIMUM ALLOWED MATERIAL DENSITY IN KG/M³ FOR GIVEN COMBINATION OF BUCKET AND CARRIER


BUCKET, GRAPPLE



Requirements

Features & Benefits






Bucket Grapple: No special requirement

- Reliable design with cylinders protected on the rear
- Large welded spill guard
- Robust 10 mm high strength steel
- Reversible bolt-on edge, bolted flanges and hydraulic hoses included


Description: You can use this durable grapple to move hard-to-handle agricultural materials. The hydraulically-controlled grapple is also easy to operate, fast and close strong. Available with bolt-on forged teeth (easy to replace and suitable for silage) or with oxycut welded teeth (more durable). Side flanges are bolted and so can be removed easily.


BUCKET, LIGHT MATERIAL



Requirements

Features & Benefits





Light Material Buckets: Have predrilled holes to accept bolt-on cutting edge.

- Round back design enhances bucket loading and cleanout.
- Long bottom design for fast material loading.
- Optional reversible bolt-on cutting edge available for heavy duty applications.

Description: The large volume of Bobcat light material buckets makes them the perfect for loading and handling a variety of lightweight materials, such as mulch, snow or grain.

TECHNICAL SPECIFICATIONS						
Description	Part Number	Coupling	Width (cm)	Capacity (l)	Accepts Max. Number of Teeth	Weight (kg)
Bucket, Grapple, Welded, 1900 mm, BT	7461515-BCT	BT	190	1140	7	660
Bucket, Grapple, Forged, 1900 mm, BT	7461516-BCT	BT	190	1125	7	639
Bucket, Grapple, Welded, 1900 mm, QT	7510683	QT	190	1140	7	687
Bucket, Grapple, Forged, 1900 mm, QT	7510684	QT	190	1125	7	664

COMPATIBILITY CHARTS							
Description	Part Number	Compact Wheel Loaders					
		L75 Bob-Tach™	L75 Quick-Tach	L85 Bob-Tach™	L85 Quick-Tach	L95 Bob-Tach™	L95 Quick-Tach
Bucket, Grapple, Welded, 1900 mm, BT	7461515-BCT					X	
Bucket, Grapple, Forged, 1900 mm, BT	7461516-BCT					X	
Bucket, Grapple, Welded, QT	7510683						X
Bucket, Grapple, Forged, QT	7510684						X



TECHNICAL SPECIFICATIONS								
Description	Part Number	Width (cm)	Heaped Capacity (l)	Bucket Back Angle (°)	Weight (kg)	Length (cm)	Height (cm)	First Use Installation Time
Bucket, Light Material 190 cm, Bob-Tach™	7352445	190	1250	65	347	113	94	None
Bucket, Light Material 200 cm, Bob-Tach™	7484959	200	1500	65	418	124	99	None
Bucket, Light Material 190 cm, Quick-Tach	7378882	190	1050	N/A	306	100	90	None
Bucket, Light Material 190 cm, Quick-Tach	7378883	190	1250	N/A	325	110	93	None
Bucket, Light Material 200 cm, Quick-Tach	7484958	200	1500	N/A	409	120	100	None

COMPATIBILITY CHARTS							
Description	Part Number	Compact Wheel Loaders					
		L75 Bob-Tach™	L75 Quick-Tach	L85 Bob-Tach™	L85 Quick-Tach	L95 Bob-Tach™	L95 Quick-Tach
Bucket, Light Material 190 cm, Bob-Tach™	7352445	720		950		1100	
Bucket, Light Material 200 cm, Bob-Tach™	7484959			720		950	
Bucket, Light Material 190 cm, Quick-Tach	7378882		950		1100		1400
Bucket, Light Material 190 cm, Quick-Tach	7378883		720		950		1100
Bucket, Light Material 200 cm, Quick-Tach	7484958				720		950

OPTIONS / ACCESSORIES	
Description	Part Number
Reversible cutting edge kit **	7423019

COMPATIBILITY TABLE SHOWS MAXIMUM ALLOWED MATERIAL DENSITY IN KG/M³ FOR GIVEN COMBINATION OF BUCKET AND CARRIER

MIXING BUCKET



		Requirements			Features & Benefits	
	QT/BT Adapter	Mixing Bucket	Attachment Control Kit		<ul style="list-style-type: none"> • Side discharge system. • Mix and dump functions are fingertip controlled. • Mix while driving. 	
	1	2	3			
	<p>Mixing Bucket: Loader must be equipped with a 7-Pin Attachment Control Kit.</p>					

Description: This rugged, cost-effective attachment lets you mix, transport and pour concrete much quicker than a stand alone mixer. Its compact size makes it ideal for sidewalks, driveways, finish work, footings and floors of small buildings and hard-to-reach or limited access areas.

TECHNICAL SPECIFICATIONS										
Description	Part Number	Width (cm)	Capacity (l)	Max. Granular Size (mm)	Average Mixing Time (min.)	Flow Range (l/min)	Weight (kg)	Length (cm)	Height (cm)	First Use Installation Time
Mixing Bucket, MB250SD, BT	7185472	153	250	20	4 - 5	45 - 75	370	73	83	None

COMPATIBILITY CHARTS							
Description	Part Number	Compact Wheel Loaders					
		L75 Bob-Tach™	L75 Quick-Tach	L85 Bob-Tach™	L85 Quick-Tach	L95 Bob-Tach™	L95 Quick-Tach
1 QT/BT Adapter required	7429653				X		X
2 Mixing Bucket, MB250SD, BT	7185472			X	X	X	X

PALLET FORKS

		Requirements		Features & Benefits	
	Mounting Frame	Forks		<ul style="list-style-type: none"> • Pallet fork frame optimized for compact wheel loader kinematics. • Lower back of frame to improve visibility to load. 	
	1	2			
	<p>Pallet forks: Need mounting frame & forks.</p>				

Description: Ideal for handling any kind of bulky or bagged material.

TECHNICAL SPECIFICATIONS							
Description	Part Number	Fork Width (cm)	Frame Weight (kg)	Max. Pallet Fork Frame Rating (kg @ mm)	Control Kit Required	Working Flow	First Use Installation Time
Pallet Fork Frame, Bob-Tach™	7353072	190	108	2900 @ 600	No	Standard	0.25 h
Pallet Fork Frame, Quick-Tach	7353071	190	96	2900 @ 600	No	Standard	0.25 h

COMPATIBILITY CHARTS							
Description	Part Number	Compact Wheel Loaders					
		L75 Bob-Tach™	L75 Quick-Tach	L85 Bob-Tach™	L85 Quick-Tach	L95 Bob-Tach™	L95 Quick-Tach
1 Pallet Fork Frame, Bob-Tach™	7353072	X		X		X	
Pallet Fork Frame, Quick-Tach	7353071		X		X		X
2 Pallet Fork Teeth 120 cm (Set of 2)	7353061	X	X	X	X	X	X

PRESSURE WASHER

Requirements	Features & Benefits						
<table border="1" style="width: 100%; border-collapse: collapse;"> <tr> <th style="width: 50%;">Pressure Washer</th> <th style="width: 50%;">Attachment Control Kit</th> </tr> <tr> <td style="text-align: center;">1</td> <td style="text-align: center;">2</td> </tr> <tr> <td colspan="2" style="text-align: center;"> </td> </tr> </table> <p style="font-size: small;">Pressure Washer: Loader must be equipped with an Attachment Control Kit</p>	Pressure Washer	Attachment Control Kit	1	2			<ul style="list-style-type: none"> Plug & Play enables the operator to connect the attachments to the machine within seconds Compact design for working in tight spaces and ease of transport Hydraulically adjustable front sprayer helps to adapt to all street conditions Floating front wheel allows the Pressure Washer to work smoothly and faster High Pressure Pump - No rotating parts makes it durable and low maintenance Washing handgun with 20 meters hose reel Dustfree cleaning before laying bituminous material
Pressure Washer	Attachment Control Kit						
1	2						

Description: The Bobcat Pressure Washer is a versatile attachment that can be used to clean and sanitize streets, remove graffiti and even for railroad, bridge or tunnel maintenance. It's dustfree design enables the attachment to be used when laying asphalt, providing a clean surface for bituminous material laying. Designed to spray high pressured water on roads or any kind of surface that needs to be cleaned. Washing handgun with 20 meters hose reel makes cleaning effective and easy.

TECHNICAL SPECIFICATIONS											
Description	Part Number	Sprayer Width (mm)	Maximum Water Pressure (bar)	Max. Water (l/min)	Water Tank Capacity (l)	Degree of Sprayer Angle	Operating Weight (kg)	Shipping Weight (kg)	Control Kit Required	Working Flow	First Use Installation Time
Pressure Washer KC19-250M	7418714	1650	250	30	540	± 20° (hydr. cyl.)	765	225	Yes	Standard	None

COMPATIBILITY CHARTS							
Description	Part Number	Compact Wheel Loaders					
		L75 Bob-Tach™	L75 Quick-Tach	L85 Bob-Tach™	L85 Quick-Tach	L95 Bob-Tach™	L95 Quick-Tach
Pressure Washer KC19-250M	7418714					X	X

OPTIONS / ACCESSORIES						
Description	Part Number	Max. Pressure Output (bar)	Sand Consumption (kg/h)	Sand Grain Size (mm)	Weight (kg)	First Use Installation Time
Sand blasting kit	7423360	200	200 - 450	0.2 - 1.4	6	None



SALT & SAND SPREADER

Requirements	Features & Benefits						
<table border="1" style="width: 100%; border-collapse: collapse;"> <tr> <th style="width: 50%;">QT/BT Adapter</th> <th style="width: 50%;">Spreader</th> </tr> <tr> <td style="text-align: center;">1</td> <td style="text-align: center;">2</td> </tr> <tr> <td colspan="2" style="text-align: center;"> </td> </tr> </table> <p style="font-size: small;">Salt & Sand Spreader: No special requirement.</p>	QT/BT Adapter	Spreader	1	2			<ul style="list-style-type: none"> Ideal to spread salt and sand but also fertilizers and seeds to work all year round. Three gates allow you to spread up to 180° and up to 8 m wide. Self-loading from a stockpile like a normal bucket with a capacity of 0.33 m³. An agitator is located in the hopper to facilitate the flow of caked material. Large chunks of sand and salt are filtered through the screen at the top of the hopper for even, consistent flow. A cab control allows you to regulate the spinner wheel rpm directly from the operator's seat.
QT/BT Adapter	Spreader						
1	2						

Description: Ideal for spreading in confined areas such as parking lots and pedestrian zones where larger equipment cannot be used. Also excellent for spreading fertiliser and seed.


TECHNICAL SPECIFICATIONS										
Description	Part Number	Width (cm)	Hopper Capacity Struck (m³)	Hopper Capacity Heaped (m³)	Spreading Pattern	Spinner Wheel Diameter (cm)	Weight (kg)	Control Kit Required	Working Flow	First Use Installation Time
Salt & Sand Spreader, HS8	7157284	138	0.27	0.33	5.6 m @ 1500 rpm 6.8 m @ 2000 rpm 8.2 m @ 2500 rpm	45	198	No	Standard	None

COMPATIBILITY CHARTS								
	Part Number	Compact Wheel Loaders						
		L75 Bob-Tach™	L75 Quick-Tach	L85 Bob-Tach™	L85 Quick-Tach	L95 Bob-Tach™	L95 Quick-Tach	
1	QT/BT Adapter required	7429653		X		X		X
2	Salt & Sand Spreader, HS8	7157284	X	X	X	X	X	X


OPTIONS / ACCESSORIES	
Description	Part Number
Sidewalk Kit for Spreader, HS8 • Limits the spread pattern to a width of 73 cm or 94 cm, depending on the mounting location used **	7157412

SNOW BLADE





QT/BT Adapter	Snow Blade	Attachment Control Kit
1	2	3



Snow Blade: Includes hydraulic angle.

Requirements

Features & Benefits

- Snow blades angle 30 degrees to either side, using powerful hydraulic cylinders, to help move snow where you want it.
- The blade angle is adjusted from the cab using fingertip controls.
- Moldboard has spring trip for component protection in case of hitting a side walk or large stone.
- Adjustable depth shoes are standard equipment.
- High visibility masts provided to locate blade corners for better visibility of the blade position.
- Strong, high-carbon steel cutting edge for long life.
- Optional rubber cutting edge to protect pavement surfaces available through Bobcat Parts for 5- to 8-foot models.
- Optional end wing kit turns Bobcat snow blades into snow pushers (end wing kit available for 7-foot and 8-foot models only).
- Quick loader hook-up with the exclusive Bob-Tach™ mounting system.

Description: An excellent way to quickly remove light or moderate snow from sidewalks and driveways. Moldboard angles right or left up to 30°. High visibility masts help locate blade corners.

TECHNICAL SPECIFICATIONS											
Description	Part Number	Width (cm)	Working Width (fully angled) (cm)	Cutting Edge (mm)	Cylinders	Trip Springs	Optional Rubber Cutting Edge (mm)	Weight (kg)	Control Kit Required	Working Flow	First Use Installation Time
Snow Blade, HD, 244 cm	7207862	244	211	9.5 x 152.4	1	4	25.4 x 152.4	393	No	Standard	0.25 h

COMPATIBILITY CHARTS							
Description	Part Number	Compact Wheel Loaders					
		L75 Bob-Tach™	L75 Quick-Tach	L85 Bob-Tach™	L85 Quick-Tach	L95 Bob-Tach™	L95 Quick-Tach
1 QT/BT Adapter required	7429653		X		X		X
2 Snow Blade, HD, 244 cm	7207862	X	X	X	X	X	X

OPTIONS / ACCESSORIES	
Description	Part Number
Replacement Cutting Edge **	7161165
Wear Edge Kit, Rubber **	6905401
Wear Edge Kit, Poly **	7169617


Replacement Cutting Edge




Wear Edge Kit



SNOW BLOWER



QT/BT Adapter	Snow Blower	Attachment Control Kit
1	2	3



Requirements: QT/BT Adapter, Snow blower, Attachment Control Kit

Requirements

Features & Benefits


- Increased intake height and a larger auger draw in more snow for faster removal.
- Redesigned, rounded intake minimizes clogging and improves snow flow.
- Aggressive auger teeth easily break up and tear through hard-packed snow and ice.
- Reversible and replaceable wear edge bites into hard ice and packed snow and is designed for long life.
- Adjustable side-mounted and skid shoes allow operators to set the cleaning depth to match the jobsite.
- The truck loading chute allows the snowblower to place snow high in a truck box for easier removal and hauling.

Description: Clear snow off driveways, parking lots and sidewalks with our Bobcat snow blower. The snowblower attachments feature a new and extremely durable direct-drive, sprocket-style chute that operators can rotate to throw snow in virtually any direction and place it wherever the job requires - even hard-to-reach places.

TECHNICAL SPECIFICATIONS											
Description	Part Number	Outside Width (mm)	Hydraulic Motor Package	Auger Diameter (mm)	Fan Diameter (mm)	Height (mm)	Side Height (mm)	Flow Range (L/m)	Working Flow	Control Kit Required	
Snow Blower 32x80	M7048*5757084	2032	WS 160	508	495	1626	838	106.4-117.3	High	Yes	
Snow Blower 32x86	M7049*5653122	2184	WS 160	508	495	1626	838	106.4-117.3	High	Yes	

COMPATIBILITY CHARTS							
Description	Part Number	Compact Wheel Loaders					
		L75 Bob-Tach™	L75 Quick-Tach	L85 Bob-Tach™	L85 Quick-Tach	L95 Bob-Tach™	L95 Quick-Tach
1 Snow Blower 32x80	M7048*5757084			X	X	X	X
Snow Blower 32x86	M7049*5653122			X	X	X	X

SNOW PUSHER



Requirements	Features & Benefits		
<table border="1"> <tr> <td style="width: 50%; text-align: center;">QT/BT Adapter 1</td> <td style="width: 50%; text-align: center;">Snow Pusher 2</td> </tr> </table>	QT/BT Adapter 1	Snow Pusher 2	<ul style="list-style-type: none"> The open bottom and wide body deliver pure pushing power, for maximum snow removal speed and efficiency. Collect and push snow with ease and speed. Flotation and oscillation of the moldboard keep the snow pusher in contact with the ground without damaging equipment or property, allowing for snow removal over decorative and uneven surfaces. When removing snow on flat surfaces, or when clearing hard packed snow, the flotation feature can be locked into a rigid position. The cutting edge rear support provides added strength to the moldboard. Exterior gusseting reduces snow build up inside the boxed blade. It is ideal for clearing parking lots, driveways and building sites.
QT/BT Adapter 1	Snow Pusher 2		

Snow Pusher: No special requirement.

Description: Push snow with speed and efficiency from parking lots, driveways and building sites using the Bobcat Snow Pusher attachment. Available in 2.44 m and 3 m widths size matched to your loader and job.

TECHNICAL SPECIFICATIONS

Description	Part Number	Width (cm)	Cutting Edge (mm)	Skid Shoes (mm)	Vertical Float (mm)	Tilt (°)	Oscillation ± (°)	Weight (kg)	Control Kit Required	Working Flow	First Use Installation Time
Snow Pusher, 239 cm	7113767	239	38.1 × 203.2	19.1 × 127	58.4	12	4.5	509	No	Standard	None
Snow Pusher, 305 cm	7116164	305	38.1 × 203.2	19.1 × 127	58.4	12	4.5	570	No	Standard	None

COMPATIBILITY CHARTS

Description	Part Number	Compact Wheel Loaders					
		L75 Bob-Tach™	L75 Quick-Tach	L85 Bob-Tach™	L85 Quick-Tach	L95 Bob-Tach™	L95 Quick-Tach
1 QT/BT Adapter required	7429653		X		X		X
2 Snow Pusher, 239 cm	7113767	X	X	X	X	X	X
2 Snow Pusher, 305 cm	7116164	X	X	X	X	X	X



SNOW V-BLADE



Requirements	Features & Benefits			
<table border="1"> <tr> <td style="width: 33%; text-align: center;">QT/BT Adapter 1</td> <td style="width: 33%; text-align: center;">Snow V-Blade 2</td> <td style="width: 33%; text-align: center;">Attachment Control Kit 3</td> </tr> </table>	QT/BT Adapter 1	Snow V-Blade 2	Attachment Control Kit 3	<ul style="list-style-type: none"> V-Blade: clear a path through deep snow. Straight Blade: pile large amounts of snow. Scoop Blade: scoop, push or pile snow. 30° Left or Right Angle Blade: continuously push snow to either side of the loader. Fingertip adjustments of V-blade's five configurations. Multi-position frame allows blade to be raised or lowered to desired working height. Domed, adjustable skid shoes and trip springs provide operator and component protection. Optional rubber cutting edge kits available.
QT/BT Adapter 1	Snow V-Blade 2	Attachment Control Kit 3		

Snow V-Blade: No special requirement.

Description: This versatile, hydraulically operated attachment offers five different blade configurations to help operators move snow fast. The blade has on-the-go fingertip control and angles 30° right or left to continuously push snow to either side of the loader, straight or scoop configuration to push large amounts of snow, or v-configuration to plow through the deepest snow.



TECHNICAL SPECIFICATIONS

Description	Part Number	Width (cm)	Working Width (Scoop Blade) (cm)	Working Width (Angled 30°) (cm)	Working Width (V-Blade) (cm)	Oscillation (with Flotation Kit) ± (°)	Weight (kg)	Control Kit Required	Working Flow	First Use Installation Time
Snow V-Blade, 213 cm	6958577	213	188	190	190	10	385	Yes	Standard	None

COMPATIBILITY CHARTS

Description	Part Number	Compact Wheel Loaders						
		L75 Bob-Tach™	L75 Quick-Tach	L85 Bob-Tach™	L85 Quick-Tach	L95 Bob-Tach™	L95 Quick-Tach	
1 QT/BT Adapter required	7429653					X		X
2 Snow V-Blade, 213 cm	6958577			X	X	X		X

OPTIONS / ACCESSORIES

Description	Part Number
Rubber Cutting Edge Kit, 213 cm (Includes hardware) **	6958666

SOIL & ASPHALT SPREADER



SWEEPER

Requirements

Features & Benefits

1

2

3

- Hydraulic side shift.
- Hydraulically adjustable side wings to guide the material.
- Offset feature.
- Manually adjustable thickness of the layer material.
- Ease of use.
- Optional third side wing kit available for special applications.

Soil and Asphalt Spreader: Loader must be equipped with an Attachment Control Kit.

Description: The Bobcat Soil and Asphalt Spreader is engineered to lay asphalt and other material in order to create sidewalks, widen existing roads or fill trenches saving time and labor.

Requirements

Features & Benefits

1

2

- Cleans in forward or reverse.
- Wear compensation for increased bristle life by patented height adjustment system.
- Reversible cutting edge and side protection as standard ensures long product life.
- Standard cutting edge of the sweeper can be used to scrape packed material.
- Motor drain line except SW110.
- Equipped with new heavy duty bristles.
- Optional steel and polyurethane mix bristles.
- Optional gutter brush can be installed to increase versatility and increase sweeping width.
- An optional water tank can be fitted on top of the sweeper.
- Spray kit also compatible with existing loaders Water kit.

Sweeper: No special requirement.

Description: The Bobcat sweeper can sweep and collect dirt or other debris in both forward and reverse. This attachment is perfect for cleaning parking lots, sidewalks, docks, and warehouses. New features like patented height adjustment placed on the top of the sweeper, double axis floating gutter brush guarantee an ease of operation while getting the job done.

TECHNICAL SPECIFICATIONS											
Description	Part Number	Standard Width (cm)	Optional Width (cm)	Asphalt Thickness (mm)	Transverse Tilt (°)	Side Shift	Average Working Speed (m/min)	Operating Weight (kg)	Required Oil Flow (l/min)	Oil Pressure (bar)	First Use Installation Time
Soil and Asphalt Spreader	7396290	190	196	0 - 100	5	Hydraulic	50 - 120	675	45	250	None

COMPATIBILITY CHARTS							
Description	Part Number	Compact Wheel Loaders					
		L75 Bob-Tach™	L75 Quick-Tach	L85 Bob-Tach™	L85 Quick-Tach	L95 Bob-Tach™	L95 Quick-Tach
1 QT/BT Adapter required	7429653				X		X
2 Soil and Asphalt Spreader	7396290			X	X	X	X

OPTIONS / ACCESSORIES			
Description	Part Number	Weight (kg)	First Use Installation Time
External side wing kit	7403712	40	15 min

TECHNICAL SPECIFICATIONS									
Description	Part Number	Sweeping Width (cm)	Bucket Capacity (m³)	Brush Diameter (mm)	Bristle Material	Number of Sections	Max. Flow Range (l/min)	Weight (kg)	Control Kit Required
Sweeper, 185 cm	7439856	185	0.45	550	PP *	43	60 - 115	467	No
Sweeper, 185 cm - Steel/PP *	7439856.SP	185	0.45	550	Steel/PP *	43	60 - 115	467	No
Sweeper, 215 cm	7439857	215	0.52	550	PP *	48	60 - 115	527	No
Sweeper, 215 cm - Steel/PP *	7439857.SP	215	0.52	550	Steel/PP *	48	60 - 115	527	No

* Polypropylene




COMPATIBILITY CHARTS							
Description	Part Number	Compact Wheel Loaders					
		L75 Bob-Tach™	L75 Quick-Tach	L85 Bob-Tach™	L85 Quick-Tach	L95 Bob-Tach™	L95 Quick-Tach
1 QT/BT Adapter required	7429653				X		X
2	Sweeper, 185 cm	7439856			X	X	X
	Sweeper, 185 cm - Steel/PP	7439856.SP			X	X	X
	Sweeper, 215 cm	7439857			X	X	X
	Sweeper, 215 cm - Steel/PP	7439857.SP			X	X	X

SWEEPER, HD OPEN FRAME

OPTIONS / ACCESSORIES			
Description	Part Number	Weight (kg)	First Use Installation Time
Gutter Brush Right Side	7440928	50	15 min
Gutter Brush Left Side	7441403	50	15 min
Water Tank Kit 100 l	7440927 *	40	15 min
Gutter Brush Hose Extension Kit	7446067	1	5 min
Harness Extension (Water Kit) ***	7451570	1	5 min




* Water Tank Kit includes Nozzle Spray Kit

OPTIONS / ACCESSORIES COMPATIBILITY			
Description	Sweeper 185 cm	Sweeper 215 cm	Pictures
	7439856 7439856.SP	7439857 7439857.SP	

Gutter Brush Right Side	7440928	7440928	
Gutter Brush Left Side	7441403	7441403	
Water Tank Kit	7440927	7440927	
Gutter Brush Hose Extension Kit (for sweepers 185 cm and 215 cm)	7446067	7446067	
Harness extension (Water kit) **	7451570	7451570	



CWL CARRIERS WILL REQUIRE HARNESS EXTENSION FOR WATER KIT ACTIVATION

Requirements		Features & Benefits				
	<table border="1"> <tr> <th>QT/BT Adapter</th> <th>Sweeper</th> </tr> <tr> <td>1</td> <td>2</td> </tr> </table>	QT/BT Adapter	Sweeper	1	2	<ul style="list-style-type: none"> Cleans in forward or reverse. Heavy duty polyurethane bristles guarantee long product life. Standard cutting edge of the sweeper can be used to scrape packed material. Cutting edge and side protection as standard ensures long product life. Wear compensation for increased bristle life by height adjustment system. Well protected hydraulic motor will pressure relief valve. Optional gutter brush can be installed to increase versatility and increase sweeping width. An optional water tank can be fitted on top of the sweeper. Spray kit compatible with existing loaders' water kit.
QT/BT Adapter	Sweeper					
1	2					
		 <p>Sweeper: No special requirement.</p>				

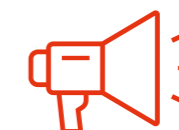
Description: The Bobcat open design sweeper can sweep and collect dirt or other debris in heavy duty applications. The brush is mounted in front of the collection bucket, allowing cleaning in tight industrial places, while guaranteeing the best weight distribution. Vertically angling the sweeper and reversing the flow can be used for material removal without collection in the bucket. This attachment is perfect for cleaning up asphalt and farm grindings. Double axis floating gutter brush guarantee an ease of operation while getting the job done.

TECHNICAL SPECIFICATIONS									
Description	Part Number	Sweeping Width (cm)	Bucket Capacity (m ³)	Brush Diameter (mm)	Bristle Material	Number of Sections	Flow Range (l/min)	Weight (kg)	Control Kit Required
HD Open Frame Sweeper, 180 cm	7457918	180	0.195	600	PP *	42 / 39	30 - 50	546	No

* Polypropylene

COMPATIBILITY CHARTS							
Description	Part Number	Compact Wheel Loaders					
		L75 Bob-Tach™	L75 Quick-Tach	L85 Bob-Tach™	L85 Quick-Tach	L95 Bob-Tach™	L95 Quick-Tach
1 QT/BT Adapter required	7429653		X		X		X
2 HD Open Frame Sweeper, 180 cm	7457918	X	X	X	X	X	X

OPTIONS / ACCESSORIES			
Description	Part Number	Weight (kg)	First Use Installation Time
Water Tank Kit 100 l	7468765	33	30 min
Nozzle Spray Kit	7461924	20	15 min
Gutter Brush Right Side	7465814	30	30 min




THE BEST SWEEP PERFORMANCE IS ACHIEVED WITH THE SWEEPER WIDER THAN THE CARRIER, ALSO WHEN THE SWEEPER IS ANGLED, AND AT 6 KM/H TRAVEL SPEED

SWEEPER, MULTIPURPOSE



Requirements	Features & Benefits
--------------	---------------------



Sweeper: Adapter + Sweeper

- Hydraulic motor with direct drive.
- Adjustable heavy duty polyurethane bristles guarantee long product life.
- Front hopper opening hydraulically from cab.
- All models manually rotatable +/-20° and hopper lockable in open position.
- Supported by 3 pivoting wheels.
- Self-leveling system with indicators.
- Carrier interface adapter easily replaceable with dedicated couplers.
- Mechanical fuse to protect carrier in case of obstacle.
- Optional gutter brush can be installed to increase versatility and increase sweeping width.
- An optional water tank can be fitted on top of the sweeper.
- Optional sprayer system for main bristle and Gutter Brush.

Description: The Bobcat multipurpose sweeper can sweep and collect dirt or other debris. Floating parallelogram self-levelling system guarantee an ease of operation while getting the job done. Angling the sweeper and reversing the flow allows for material removal without collection on the hopper. Multiple interface adapter easily interchangeable for each carrier. This attachment is perfect for cleaning parking lots, roads, docks, and warehouses.

TECHNICAL SPECIFICATIONS

Description	Part Number	Sweeping Width (straight/angled) (cm)	Bucket Capacity (m³)	Brush Diameter (mm)	Bristle Material	Number of Sections	Flow Range (l/min)	Weight (kg)	Control Kit Required
Multipurpose Sweeper, 180 cm	7457927	180 / 169	0.13	600	PP *	34 + 2	40 - 50	432	No
Multipurpose Sweeper, 200 cm	7457928	200 / 188	0.16	660	PP *	35 + 2	40 - 50	625	No
Multipurpose Sweeper, 230 cm	7457929	230 / 216	0.19	660	PP *	44 + 2	40 - 50	660	No

* Polypropylene

COMPATIBILITY CHARTS

Description	Part Number	Compact Wheel Loaders					
		L75 Bob-Tach™	L75 Quick-Tach	L85 Bob-Tach™	L85 Quick-Tach	L95 Bob-Tach™	L95 Quick-Tach
Adapter Frame BT for Multipurpose Sweeper 180 cm	7467998	X		X		X	
Adapter Frame BT for Multipurpose Sweeper 200 cm - 230 cm	7468000	X		X		X	
Adapter Frame CWL for Multipurpose Sweeper 180cm	7467999		X		X		X
Adapter Frame CWL for Multipurpose Sweeper 200 cm - 230 cm	7468001		X		X		X
Multipurpose Sweeper, 180 cm	7457927	X	X	X	X	X	X
Multipurpose Sweeper, 200 cm	7457928	X	X	X	X	X	X
Multipurpose Sweeper, 230 cm	7457929	X	X	X	X	X	X



ATTACHMENT: MULTIPURPOSE SWEEPER




BE PRODUCTIVE AND EFFICIENT WITH THIS MULTIPURPOSE SWEEPER THAT COLLECTS SWEEPED UP WASTE

- ▶ Achieve the best sweeping results thanks to the multipurpose sweepers' self-levelling system that adapts to the different grounds.
- ▶ Clean hangars, stables, or other industrial areas with ease, and for easy collection, all debris is collected in the bucket with the counter-clockwise sweeping.
- ▶ Engineered for heavy-duty applications, thanks to reinforced frames, polyurethane bristles, and added side protection.
- ▶ Choose the sweeper to your carrier: CTL, SSL, CWL, SAL, TLS.

OPTIONS / ACCESSORIES			
Description	Part Number	Weight (kg)	First Use Installation Time
Water Tank Kit 100 l	7461922	33	30 min
Water Tank Kit 200 l	7460142	48	30 min
Nozzle Spray Kit for Multipurpose Sweeper 180 cm	7464780	8.5	15 min
Nozzle Spray Kit for Multipurpose Sweeper 200 cm	7464781	9	15 min
Nozzle Spray Kit for Multipurpose Sweeper 230 cm	7464782	10	15 min
Gutter Brush Right Side for Multipurpose Sweeper 180 cm	7468288	40	30 min
Gutter Brush Left Side for Multipurpose Sweeper 180 cm	7468289	40	30 min
Gutter Brush Right Side for Multipurpose Sweepers 200 cm - 230 cm	7468291	40	30 min
Gutter Brush Left Side for Multipurpose Sweepers 200 cm - 230 cm	7468292	40	30 min



THE BEST SWEEP PERFORMANCE IS ACHIEVED WITH THE SWEEPER WIDER THAN THE CARRIER, ALSO WHEN THE SWEEPER IS ANGLED, AND AT 6 KM/H TRAVEL SPEED

OPTIONS / ACCESSORIES COMPATIBILITY				
Description	Sweeper 180 cm	Sweeper 200 cm	Sweeper 230 cm	Pictures
	7457927	7457928	7457929	
Water Tank Kit 100 l	7461922	7461922	7461922	
Water Tank Kit 200 l		7460142	7460142	
Nozzle Spray Kit	7464780	7464781	7464782	
Gutter Brush Right Side	7468288	7468291	7468291	
Gutter Brush Left Side	7468289	7468292	7468292	



FOR BETTER PERFORMANCE, LONG BRISTLE LIFE, AND LOW FUEL CONSUMPTION, SEE THE OPERATOR'S MANUAL FOR RECOMMENDED SETTINGS






COMPACT TRACTORS


BACKHOE

BALLAST BOX

Requirements

Features & Benefits






Requirement: Front-End Loader required for application.


- Sub-frame included to attach to the rear of your compact tractor.
- Operates with minimal ground disturbance.
- Clear line of sight, making it easy to dig accurately.

Description: Transform your Bobcat Compact Tractor into a powerful, efficient, and versatile excavator with a Bobcat Backhoe. This attachment makes your excavating tractor the perfect partner for landscaping and nursery work, sewage system and spetic tanks, water and power lines and many other jobs.

Requirements

Features & Benefits





Requirements: No special requirements.

- A category 1 3-point hitch is used to attach your rear ballast box implement to your tractor.
- Rear ballast box is essential when you need maximum lifting capacity for your front-end loader.
- Easily removed when you plan to use other implements.
- Use a variety of materials for the necessary weight to increase lift capacity and traction.
- Compact size enables convenient storage when not in use.

Description: The rear ballast box protects your tractor from tipping and improves traction by balancing the weight of your tractor. Maximise lifting capacities with this rear ballast box. The 3-point ballast box quickly and easily attaches with connecting pins at each point.

TECHNICAL SPECIFICATIONS								
Description	Part Number	Digging Depth (mm)	Reach from Center Line of Swing Pivot (mm)	Transport Height (mm)	Stabilizer Spread (Up - Down) (mm)	Bucket Digging Force (daN)	Operating Pressure (bar)	Shipping Weight (kg)
Backhoe BH76	7494360	2281	3076	2114	1636 - 1982	1368	155	558
Backhoe BH86	7494361	2397	3184	2199	1752 - 1862	1571	155	615

TECHNICAL SPECIFICATIONS					
Description	Part Number	Empty Weight (kg)	Width (mm)	Height (mm)	3-Point Hitch
Ballast Box, 3-Point	7366584.EA	104	906	716	Category 1

COMPATIBILITY CHARTS										
Description	Part Number	Compact Tractors								
		CT1025	CT2025	CT2035	CT2040	CT2525	CT2535	CT2540	CT4050	CT4058
Backhoe BH76	7494360		X	X	X	X	X	X		
Backhoe BH86	7494361								X	X

COMPATIBILITY CHARTS										
Description	Part Number	Compact Tractors								
		CT1025	CT2025	CT2035	CT2040	CT2525	CT2535	CT2540	CT4050	CT4058
Ballast Box, 3-Point	7366584.EA	X	X	X	X	X	X	X	X	X

OPTIONS / ACCESSORIES	
Description	Part Number
Lower Link Ball Joints **	6695440

OPTIONS / ACCESSORIES	
Description	Part Number
Lower Link Ball Joints **	6695440

BOX BLADE



Requirements	Features & Benefits
--------------	---------------------



Requirements: No special requirement.

- Heavy-duty, rear-mount with replaceable cutting edges.
- Adjustable and replaceable ripper shanks.
- Scarifier allows a maximum working depth of 10 cm.
- Simply attach it to the 3-point hitch to get started.
- The box blade can be raised or lowered to control the height of the cutting edge.
- Operates in forward or reverse.
- A front ballast box is highly recommended for increased stability during operation.

Description: The heavy-duty, rear-mount compact tractor box blade offers impressive versatility for levelling, backfilling, grading and moving a variety of material, including gravel, topsoil, mulch, manure and more. Use it around barns, gardens, buildings, and even roads. Lower the cutting edge to cut, and raise it to dump the material. Double-lug lower hitch points ensure top performance and reliability.

TECHNICAL SPECIFICATIONS

Description	Part Number	Width (mm)	Reversible Cutting Edges (2)	Height (mm)	Length (mm)	Tractor Requirements (hp)	Digging Shanks (Adjustable / Replaceable)	Weight (kg)	Hitch Category
Box Blade 48, 3-Point	7365520	1270	1219	813	711	26.0 max.	4	163	Category 1
Box Blade 60, 3-Point	7365525	1562	1524	838	787	60.0 max.	5	189	Category 1
Box Blade 72, 3-Point	7365527	1867	1829	838	787	60.0 max.	6	215	Category 1

COMPATIBILITY CHARTS

Description	Part Number	Compact Tractors								
		CT1025	CT2025	CT2035	CT2040	CT2525	CT2535	CT2540	CT4050	CT4058
Box Blade 48, 3-Point	7365520	X								
Box Blade 60, 3-Point	7365525		X	X	X	X	X	X		
Box Blade 72, 3-Point	7365527		X	X	X	X	X	X	X	X

OPTIONS / ACCESSORIES

Description	Part Number
Lower Link Ball Joints **	6695440



FRONT END LOADER

USE YOUR FRONT-END LOADER IN EVERY SEASON

- ▶ The Front-End Loader comes standard with a general-purpose bucket, but you can use it with a variety of Bob-Tach™ attachments.
- ▶ Attach and detach to your compact tractor within seconds, depending on the job.
- ▶ It is perfect to haul, scoop, grade, dig, and can even be used in more applications!

FRONT-END LOADER

Requirements

Features & Benefits

Front-End Loader

1

Third Function Kit

2

- A must-have for digging, dirt moving, loading and carrying material with your compact tractor.
- Easy to attach and remove.
- Bob-Tach™ coupling as standard.
- Compatible with a variety of loader attachments.
- Standard grill guard provides protection for the front of the tractor.
- A general purpose bucket coming as standard.
- A mechanical self-levelling feature for the FL8 and FL9.
- A 330 mm bucket comes as standard with the front-end loader.

Description: Use your front-end loader in every season to haul, scoop, grade, dig and more. The Bobcat front-end loader is easy to attach and remove, plus it delivers leading lift capacity and height for exceptional productivity.

TECHNICAL SPECIFICATIONS										
Description	Part Number	Max. Lift Height to Pivot Pin (mm)	Max. Dump Angle	Reach with Bucket on Ground (mm)	Max. Rollback Angle	Lift Capacity at Pivot Pin & at Max. Lift Height (kg)	Breakout Force at Pivot Point (kg)	Weight w/ (STD) bucket (kg)	Self-Levelling	Bucket Width (mm)
Front-End Loader FL6	7494338	1826	57°	1336	22°	276	705	271	No	1220
Front-End Loader FL7	7494339	2418	50°	1493	36°	621	1168	331	No	1520
Front-End Loader FL8	7494340	2530	45°	1604	45°	754	1414	405	Mechanical	1520
Front-End Loader FL9	7494341	2641	45°	1750	41°	892	1750	529	Mechanical	1676

COMPATIBILITY CHARTS										
Description	Part Number	Compact Tractors								
		CT1025	CT2025	CT2035	CT2040	CT2525	CT2535	CT2540	CT4050	CT4058
Front-End Loader FL6	7494338	X								
1 Front-End Loader FL7	7494339		X	X	X	X	X	X		
Front-End Loader FL8	7494340		X	X	X	X	X			
Front-End Loader FL9	7494341								X	X


COMPATIBILITY CHARTS					
Description	Part Number	Front-End Loader			
		FL6	FL7	FL8	FL9
Bucket, General Purpose, 127 cm	7114582.EA	X			
Bucket, General Purpose, 142 cm	7114584.EA		X	X	
Bucket, General Purpose, 157 cm	7114585.EA		X	X	
Bucket, Low Profile, 173 cm	6731418.EA			X	X
Bucket, Low Profile, 188 cm	6731421.EA				X
Farm/Utility Grapple on Bucket, 140 cm, 4 Teeth, GP	7176783.EA		X*	X*	X*
Utility Fork, 152 cm, 8 Teeth	6966229.EA	X	X	X	
Utility Fork, 168 cm, 9 Teeth	6966231.EA			X	X
Utility Fork, 183 cm, 10 Teeth	6966228.EA				X
Farm/Utility Grapple on Utility Fork, 140 cm, 4 Teeth, C/I	7176977	X*	X*	X*	X*
Pallet Fork Standard Duty	7297499.T		X	X	X
Pallet Fork Heavy Duty	7294305.T				X
Bale Forks, Set of 2	6815781		X	X	X
Bucket, Skeleton, 172 cm	7185943			X	X
Bucket, Skeleton, 188 cm	7185945				X
Snow Blade, 213 cm	6716836				X*

* Third-function kit required. To be ordered through parts.

COMPATIBILITY CHARTS									
Description	Compact Tractors								
	CT1025	CT2025	CT2035	CT2040	CT2525	CT2535	CT2540	CT4050	CT4058
Finish Mower FM150	X	X	X	X	X	X	X		
Finish Mower FM180		X	X	X	X	X	X	X	X


FRONT LINKAGE


MOWER, FINISH



Requirements

Features & Benefits






- Can be easily set to double-acting, floating, and transport positions—offering flexibility for a wide range of front-mounted applications.
- Supplied with a Category 0 A frame and an emergency pin for added safety and compatibility with a variety of implements.
- Comes complete with AUX quick couplers and a support kit to ensure a fast, secure, and hassle-free attachment process.
- Available as an optional assembly installed on the tractor or as a separate attachment.


Requirements: No special requirement.


Description: Designed to support a wide range of front-mounted implements such as mowers, snow blowers, brushes, and blades, the new front linkage transforms compact tractors into true multi-purpose machines. This enhancement opens new possibilities for professionals in landscaping, municipal maintenance, agriculture, and groundcare, enabling them to tackle more tasks with a single machine.



Requirements

Features & Benefits





- Rear discharge and solid rubber tires are standard and deliver clipping distribution and maneuverability.
- Three cutting blades.
- High blade speeds leave a clean, smooth cut.
- Depth adjustable lower hitches.
- Universal self-balancing 3-point hitch follows the contours of your lawn to reduce scalping.
- Available in 150 and 180 cm cutting widths.
- Easily accessible maintenance points.
- Category 1 3-point Hitch.

Requirements: Rear PTO powered 540 rpm

Description: Maintain a large lawn and get a professional, well-manicured result in less time. Perfect for regular maintenance of lawns, turf areas, golf courses, and athletic fields. Both models come standard with rear discharge and solid rubber wheels. Blades travel at speeds up to 92.6m per second for a clean, smooth cut without skips in a variety of applications.

TECHNICAL SPECIFICATIONS				
Description	Part Number	Lifting Capacity (kN)	A Frame Category	Weight (kg)
Front Linkage	46956569	8	0	95

TECHNICAL SPECIFICATIONS								
Description	Part Number	Working Width (mm)	Cutting Height (mm)	Blades	Blade Tip Velocity (m/s)	Blade Spindle Speed (rpm)	Weight (kg)	Hitch Category
Finish Mower FM150	7501427	1500	20 - 110	3	75.9	2645	196	Category 1
Finish Mower FM180	7501117	1800	20 - 110	3	76.6	2235	214	Category 1

COMPATIBILITY CHARTS										
Description	Part Number	Compact Tractors								
		CT1025	CT2025	CT2035	CT2040	CT2525	CT2535	CT2540	CT4050	CT4058
Front Linkage	46956569		X	X	X	X	X	X		


COMPATIBILITY CHARTS										
Description	Part Number	Compact Tractors								
		CT1025	CT2025	CT2035	CT2040	CT2525	CT2535	CT2540	CT4050	CT4058
Finish Mower FM150	7501427	X	X	X	X	X	X	X		
Finish Mower FM180	7501117		X	X	X	X	X	X	X	X

OPTIONS / ACCESSORIES	
Description	Part Number
Lower Link Ball Joints **	6695440




MOWER, MID-MOUNT


SNOW BLOWER, REAR



Requirements

Features & Benefits






Requirements: Mid-PTO powered 2000 rpm


- Features three blades and a 135 cm or 150 cm cutting width to make quick work of large lawns.
- Standard solid rubber wheels, and side discharge on the M60 models.
- 2.5 to 10.5 cm height adjustment.
- Powered by the mid-PTO.
- Compatible with the front-end loader.
- Drive over deck functionality for quick assembling for M60 model.
- M60 mowers come with a side discharge as standard.


Description: Turn your compact tractor into a mowing powerhouse. The mid-mount mower enables you to mow large areas with ease using your compact tractor. Cuts grass in areas where maneuverability is tight.



Requirements

Features & Benefits





Requirements: No special requirement.

- Easily attaches behind your compact tractor to remove snow while driving in reverse.
- No need to remove your front-end loader.
- A manual rotating (up to 230 degrees) chute directs snow wherever you want it, to pile it high or throw it far.
- The 14-inch auger and four-blade fan are shear-bolt protected.
- Skid shoes can be adjusted to scrape surfaces clean or set higher to remove snow from gravel lots or driveways.
- An optional hydraulic chute rotator works great on compact tractors with a cab.
- A shear bolt driveline protection.
- A front ballast box is highly recommended for increased stability during operation.

Description: Bobcat 3-point snowblowers are perfect for blowing off snow away from concrete or gravel driveways and parking lots. These snowblowers function from the rear PTO and 3-point hitch of the tractor. They are powerful, productive and easy to operate. Chute rotation is achieved by a manual chute rotator that is accessible from the tractor operating station or by an optional hydraulic chute rotator that works great for a compact tractor with a cab. Easily clears paths around acreages or barns.

TECHNICAL SPECIFICATIONS										
Description	Part Number	Cutting Width (mm)	Cutting Height (mm)	Blades	Blade Spindle Speed (rpm)	Blade Tip Velocity (m/s)	Blade Length (mm)	Drive-Over	Weight (kg)	Lifting Type
Mid-Mount Mower Deluxe	46886410	1520	27 - 105	3	3000	237	520	No	174	Hydraulic
Mid-Mount Mower M60, with side discharge	7494369	1524	25 - 102	3	2888	78.2	518	Yes	170	3-Point Hitch Links
Mid-Mount Mower M60-5, with side discharge	7494370	1524	25 - 102	3	2888	78.2	518	No	172	3-Point Hitch Links

TECHNICAL SPECIFICATIONS								
Description	Part Number	Working Width (mm)	Snow Intake Height (mm)	Auger Diameter (mm)	Fan Diameter (mm)	Chute Rotation Design	Weight (kg)	3-Point Hitch Size
Rear Snow Blower 125 cm	7366570	1270	549	356	480	Manual/Hydraulic	224	Category 1
Rear Snow Blower 150 cm	7366566	1524	549	356	480	Manual/Hydraulic	240	Category 1
Rear Snow Blower 165 cm	7365785	1676	549	356	480	Manual/Hydraulic	269	Category 1
Rear Snow Blower 185 cm	7365781	1880	549	356	480	Manual/Hydraulic	285	Category 1

COMPATIBILITY CHARTS										
Description	Part Number	Compact Tractors								
		CT1025	CT2025	CT2035	CT2040	CT2525	CT2535	CT2540	CT4050	CT4058
1 Mid-Mount Mower M60, with side discharge	7494369	X								
2 Mid-Mount Mower M60-5, with side discharge	7494370		X	X	X	X	X	X		
1 Mid-Mount Mower Deluxe	46886410	X								
Mower Insert Rear Discharge	46886409	X								
2 Mower Insert Mulching	46886407	X								
Mower Insert Side Discharge	46886406	X								

COMPATIBILITY CHARTS										
Description	Part Number	Compact Tractors								
		CT1025	CT2025	CT2035	CT2040	CT2525	CT2535	CT2540	CT4050	CT4058
Rear Snow Blower 125 cm	7366570	X								
Rear Snow Blower 150 cm	7366566		X	X	X	X	X	X		
Rear Snow Blower 165 cm	7365785			X	X		X	X	X	X
Rear Snow Blower 185 cm	7365781								X	X

OPTIONS / ACCESSORIES	
Description	Part Number
Quick Change System for MMM Deluxe	46886403

OPTIONS / ACCESSORIES			
Description	Part Number	Weight (kg)	First Use Installation Time
Lower Link Ball Joints **	6695440	-	-
Hydraulic Chute Rotation Kit **	7396877	14.5	0.5 h

TILLER



ATTACHMENT: TILLER

NO JOBSITES CAN STOP THESE TILLERS – QUICKLY TURN A BACKYARD PLOT INTO A SOIL BED

- ▶ Incorporate thick layers of mulch or other fertilizers, thanks to the forward rotating flanges of our tillers.
- ▶ Wide variety of sizes to choose from. Same or larger width recommended than your tractor to guarantee the best results.
- ▶ Get the maximum mulching result with the 6 tines per flange on these tillers.
- ▶ Integrated slip clutch for long product life.

Learn more on page 231.

MORE INFO ON WWW.BOBCAT.COM



Requirements	Features & Benefits
--------------	---------------------



- Built for easy and efficient soil preparation, the 3-point tiller quickly turns a backyard plot into a soil bed.
- Perfect for cultivating, aerating and stirring up soil for gardens, food plots and other tillage needs.
- Adjustable skid shoes support tilling up to 17 cm deep.
- Designed to work close to buildings, fences and trees.
- Category 1 3-point Hitch.
- A front ballast box is highly recommended for increased stability during operation.

Tiller: Rear-PTO powered 540 rpm.

Description: A great landscaping attachment. Break ground; prepare soil for planting; amend soil with fertilizer, manure or mulch; and remove weeds between tree rows. Bobcat tiller tines can have a forward or reverse rotation. Use forward rotation to mix loose mulch into the soil, and reverse rotation for application on hard and dry ground, for optimum productivity.

TECHNICAL SPECIFICATIONS

Description	Part Number	Working Width (mm)	Total Width (mm)	Length (mm)	Driveline	Rotor Speed (rpm)	Number of Rotor Flanges	Tilling Depth (mm)	Weight (kg)
Tiller 120 cm	7504282	1200	1366	1366	Chain-Oil Bath	253	5	157	144
Tiller 145 cm	7504283	1450	1590	1590	Chain-Oil Bath	253	6	157	164
Tiller 150 cm	7504284	1500	1630	1630	Chain-Oil Bath	240	7	157	180
Tiller 165 cm	7501116	1650	1780	1780	Chain-Oil Bath	263	8	172	276
Tiller 185 cm	7501115	1850	1980	1980	Chain-Oil Bath	263	9	172	298
Tiller 165 cm, HD	7504285	1650	1795	1795	Gear Driven-Oil Bath	203 - 287*	8	172	305
Tiller 185 cm, HD	7504286	1850	1995	1995	Gear Driven-Oil Bath	203 - 287*	9	172	330

* Adjustable speed

COMPATIBILITY CHARTS

Description	Part Number	Compact Tractors									
		CT1025	CT2025	CT2035	CT2040	CT2525	CT2535	CT2540	CT4050	CT4058	
Tiller 120 cm	7504282	X	X			X					
Tiller 145 cm	7504283	X	X			X					
Tiller 150 cm	7504284			X			X				
Tiller 165 cm	7501116			X	X		X	X	X		
Tiller 185 cm	7501115			X	X		X	X	X		
Tiller 165 cm, HD	7504285								X	X	
Tiller 185 cm, HD	7504286								X	X	

OPTIONS / ACCESSORIES

Description	Part Number
Lower Link Ball Joints **	6695440

TINE RAKE



Requirements: No special requirement.

- Simply attach it to the 3-point hitch to get started.
- Rotates a full 360 degrees.
- Has five forward and five reverse angles for easy maneuvering.
- Can be angled or reversed simply by relocating the index pin.

Description: Easily rakes and collects surface debris, such as rocks, roots, and weeds. Good for lawn preparation for reseeding and fertilizing. Exceptionally strong and durable, the rake can be angled or reversed simply by relocating the index pin. Tines are individually replaceable for easy, low-cost maintenance. Put it to work maintaining gravel in parking lots, driveways, or walking trails.

TECHNICAL SPECIFICATIONS

Description	Part Number	Working Width (mm)	Tines (Curved)	Angling	Weight (kg)	Hitch Category
Rake 60, 3-Point	7365535	1524	High Carbon (Replaceable)	Manual - 360°	112	Category 1
Rake 72, 3-Point	7365541	1829	High Carbon (Replaceable)	Manual - 360°	123	Category 1
Rake 84, 3-Point	7366562	2134	High Carbon (Replaceable)	Manual - 360°	130	Category 1


COMPATIBILITY CHARTS

Description	Part Number	Compact Tractors								
		CT1025	CT2025	CT2035	CT2040	CT2525	CT2535	CT2540	CT4050	CT4058
Rake 60, 3-Point	7365535	X								
Rake 72, 3-Point	7365541		X	X	X	X	X	X		
Rake 84, 3-Point	7366562		X	X	X	X	X	X	X	X

OPTIONS / ACCESSORIES

Description	Part Number
Lower Link Ball Joints **	6695440






TELEHANDLERS

BOBCAT TELEHANDLERS – FAR-REACHING VERSATILITY

QUICK-TACH: CHANGE ATTACHMENTS EASILY, COMFORTABLY AND SAFELY

MANUAL QUICK-TACH

The Quick-Tach is a robust tool-carrier frame allowing you to mount any type of attachment on Bobcat telehandlers. The open shape offers good visibility on the attachment. The light yet robust design saves weight in order to maintain optimum machine capacity. The robust frame is made of thick steel plates, assembled with large transversal tubes, ensuring efficient absorption of shocks during heavy-duty jobs. And the 2 hooks are clearly visible to make mounting the attachment very convenient for the operator.



Manual Quick-Tach

HYDRAULIC QUICK-TACH


As quick as a snap, you can replace a bucket with pallet forks, a landscape rake, a bale handler, an auger, a grapple and more, thanks to the Bobcat hydraulic Quick-Tach mounting system. This easy yet powerful mounting system allows you to mount and dismount attachments quickly. You can even change non-hydraulic attachments without leaving the cab. The hydraulic Quick-Tach saves time on every job site.





Hydraulic Quick-Tach

QUICK COUPLERS (WITH PRESSURE RELEASE)

This unique design ensures that hydraulic attachment changes go quickly and smoothly. Trapped line pressure can make attachment changes anything but quick. So Bobcat telehandlers come with a handy feature to release trapped pressure. By simply pushing the coupler inward, the hydraulic oil is released through a return line back into the machine. The result: clean, quick attachment changes, time after time.



ANGLE BROOM

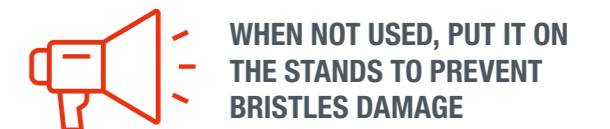
		Requirements	Features & Benefits
	Angle Broom		<ul style="list-style-type: none"> Sweep flush to a curb or wall on right side. Adjust the broom angle with fingertip controls on a cab-mounted attachment control kit (sold separately). High-torque motor for heavy material. Proven, replaceable wafer bristles. Polypropylene bristle material for long life. Reversible rotation.
	Attachment Control Kit		
			
<p>Description: Dirt, dried mud, light snow and other debris are quickly and efficiently swept away with this hydraulically driven attachment. Whether you're sweeping driveways, farmyards or warehouses, you can depend on the angle broom to get the job done right.</p>			

TECHNICAL SPECIFICATIONS												
Description	Part Number	Coupling System	Sweeping Width (mm)	Sweeping Width Fully Angled (mm)	Brush Diameter (mm)	Number of Bristle Sections (zigzag - straight)	Degree of Angle	Flow Range (l/min)	Weight (kg)	Control Kit Required	Working Flow	First Use Installation Time
Angle Broom, Reversible, 213 cm (ACD), BT	7337715	BT	2134	1956 @ 25°	813	44 - 2	± 25° (hydr. cyl.)	57 - 106	428	Yes	Standard	None

COMPATIBILITY CHARTS										
Description	Part Number	Telehandlers								
		TL25.60	TL30.60/TL30.70	TL34.65HF	TL35.70/TL38.70HF	TL43.80HF	T35.105L	T36.120SL	T41.140SLP	T40.180SLP
Angle Broom, Reversible, 213 cm (ACD), BT	7337715	X								

OPTIONS / ACCESSORIES	
Description	Part Number
QT/BT Adapter *	6812846

* from S/N 004902300 & above



AUGER




	Requirements	Features & Benefits
1	Loader Frame	<ul style="list-style-type: none"> • Top Mounted Hose Ports provides unobstructed operation • A compact drive housing allows the entire drive unit to follow the bit into the hole, adding an extra foot more dig depth than a standard drive unit. • LH Auger drives come with an innovative LED alignment system. • Robust and efficient compact high torque planetary gear system. • No case drain required. • Wide range of auger bits available. • Extreme duty shaft locking system. • 3 year warranty on motor and 5 year warranty on gearbox.
2	Frame Hitch	
3	Auger Drive	
4	Auger Bit	
5	Optional - Extension	

Description: Speed and perfect vertical accuracy are what you get with this high-torque, heavy-duty hydraulic auger. The entire drive unit follows the bit into the hole, adding a foot of extra dig depth than a standard unit. This is the ideal tool for drilling holes for posts, piers, poles and trees in all kinds of soil conditions. Match your drilling needs precisely with our extensive range of bits, available in standard and heavy-duty configurations, and various widths.

TECHNICAL SPECIFICATIONS								
Description	Part Number	Flow (l/min)	Output Shaft	Max. Operating Pressure (bar)	Weight (kg)	Control Kit Required	Working Flow	First Use Installation Time
Auger 28H	46931813	35-115	2" HEX	120	57	No	Std / HF	0.5 h
Auger 28LH	46931814	35-115	2" HEX	120	57	No	Std / HF	0.5 h
Auger 33H	46931815	71-115	2.5" HEX	120	89	No	Std / HF	0.5 h
Auger 55LH	46931816	60-200	2.5" HEX	120	149	No	Std / HF	0.5 h

COMPATIBILITY CHARTS											
Description	Part Number	Telehandlers									
		TL25.60	TL30.60/TL30.70	TL34.85HF	TL35.70/TL38.70HF	TL43.80HF	T35.105L	T36.120SL	T41.140SLP	T40.180SLP	
1 Standard Bob-tach Frame	46961690	X	X	X	X	X					
Auger 28H	46931813	X	X	X	X	X					
3 Auger 28LH	46931814	X	X	X	X	X					
Auger 33H	46931815	X	X	X	X	X					
Auger 55LH	46931816	X	X	X	X	X					



COMPATIBILITY CHARTS						
Description	Part Number	28H	28LH	33H	55LH	Weight
2 Frame Hitch, 11H, 28H, 28LH, 33H	46961691	X	X	X		34kg
Frame Hitch, 55LH	46961692				X	48kg
Auger Bit, 2" HEX, STD, 15cm	46955271	X	X			17 kg
Auger Bit, 2" HEX, STD, 23cm	46955272	X	X			26 kg
Auger Bit, 2" HEX, STD, 30cm	46955273	X	X			35 kg
Auger Bit, 2" HEX, STD, 40cm	46955274	X	X			39 kg
Auger Bit, 2" HEX, STD, 45cm	46955275	X	X			44 kg
Auger Bit, 2" HEX, STD, 60cm	46955276	X	X			60 kg
Auger Bit, 2" HEX, STD, 75cm	46955277	X	X			71 kg
Auger Bit, 2" HEX, HD, 15cm	46955285	X	X			16 kg
Auger Bit, 2" HEX, HD, 23cm	46955286	X	X			30 kg
Auger Bit, 2" HEX, HD, 30cm	46955287	X	X			39 kg
Auger Bit, 2" HEX, HD, 40cm	46955288	X	X			46 kg
Auger Bit, 2" HEX, HD, 45cm	46955289	X	X			54 kg
Auger Bit, 2" HEX, HD, 60cm	46955290	X	X			71 kg
4 Auger Bit, 2.5" HEX, STD, 23cm	46955278			X	X	26 kg
Auger Bit, 2.5" HEX, STD, 30cm	46955279			X	X	52 kg
Auger Bit, 2.5" HEX, STD, 40cm	46955280			X	X	60 kg
Auger Bit, 2.5" HEX, STD, 45cm	46955281			X	X	67 kg
Auger Bit, 2.5" HEX, STD, 60cm	46955282			X	X	85 kg
Auger Bit, 2.5" HEX, STD, 75cm	46955283			X	X	121 kg
Auger Bit, 2.5" HEX, STD, 90cm	46955284			X	X	143 kg
Auger Bit, 2.5" HEX, HD, 23cm	46955292			X	X	28 kg
Auger Bit, 2.5" HEX, HD, 30cm	46955293			X	X	54 kg
Auger Bit, 2.5" HEX, HD, 40cm	46955294			X	X	61 kg
Auger Bit, 2.5" HEX, HD, 45cm	46955295			X	X	69 kg
Auger Bit, 2.5" HEX, HD, 60cm	46955296			X	X	86 kg
Auger Bit, 2.5" HEX, HD, 75cm	46955297			X	X	127 kg
Auger Bit, 2.5" HEX, HD, 90cm	46955298			X	X	159 kg
Extension, 11H, 28H, 28LH, 50cm	46958016	X	X			12 kg
Extension, 11H, 28H, 28LH, 100cm	46958017	X	X			18 kg
Extension, 33H, 55LH, 100cm	46958018			X	X	31 kg
Extension, 33H, 55LH, 150cm	46958019			X	X	21 kg


OLD GENERATION 2" HEX BITS CAN DIRECTLY BE CONNECTED TO NEW 2" HEX AUGER DRIVES WHILE AN ADAPTOR IS REQUIRED FOR COMPATIBILITY WITH ROUND AUGER BITS FROM PREVIOUS GENERATION.

- 46958020** ROUND BITS (65MM) --> 2" HEX SHAFT DRIVE
- 46958021** ROUND SHAFT DRIVE (65MM) --> 2" HEX BIT

BALE HANDLER WITH TINES



	Requirements	Features & Benefits
--	--------------	---------------------



Bale Handler with Tines: Machine must have front hydraulic auxiliary.

- Frame made of high strength steel for long lasting.
- Reinforced forged tines diam. 25 mm for high stress.
- Delivered with structure, mechanical interface and hose kits.
- Proper hydraulic hose routing to avoid damages.

Description: These handlers are designed to transport and load one or two round farm bales (diameters from 1.2 to 1.6 m). To grip the bales firmly, the handler is equipped with two hydraulically operated arms with brackets with 4 forged spikes (prongs) on each side.

TECHNICAL SPECIFICATIONS

Description	Part Number	Coupling System		Width (mm)	Capacity (kg)	Min. Jaw Opening (mm)	Max. Jaw Opening (mm)	Weight (kg)	Control Kit Required	Working Flow	First Use Installation Time
		QT	MT								
Bale Handler w/Tines, Height 1 m, 1.2 m - 1.6 m Diameter, QT	6922897-BCT	X		1300	1000	322	1352	227	No	Standard	None
Bale Handler w/Tines, Height 1.4 m, 1.2 m - 1.6 m Diameter, QT	7175977-BCT	X		1300	1000	322	1352	241	No	Standard	None


COMPATIBILITY CHARTS

Description	Part Number	Telehandlers									
		TL25.60	TL30.60/ TL30.70	TL34.65HF	TL35.70/ TL38.70HF	TL43.80HF	T35.105L	T36.120SL	T41.140SLP	T40.180SLP	
Bale Handler w/Tines, Height 1 m, 1.2 m - 1.6 m Diameter, QT	6922897-BCT		X	X	X	X					
Bale Handler w/Tines, Height 1.4 m, 1.2 m - 1.6 m Diameter, QT	7175977-BCT		X	X	X	X					

BALE HANDLER WITH TUBES



	Requirements	Features & Benefits
--	--------------	---------------------



Bale Handler with Tubes: Machine must have front hydraulic auxiliary.

- Frame made of high strength steel for long lasting.
- Strong tubular structure for high stress resistance.
- Delivered with structure, mechanical interface and hose kits.
- Proper hydraulic hose routing to avoid damages.

Description: These handlers enable you to transport one or two round, wrapped farm bales with diameters from 1 to 1.8 m. To grip the bales firmly, the handler is equipped with two hydraulically operated arms with round shaped tubes.

TECHNICAL SPECIFICATIONS

Description	Part Number	Coupling System	Width (mm)	Capacity (kg)	Min. Jaw Opening (mm)	Max. Jaw Opening (mm)	Weight (kg)	Control Kit Required	Working Flow	First Use Installation Time
Bale Handler w/Tubes, 1.4 m - 1.6 m Diameter, QT	7175823-BCT	QT	1076	900	253	2624	265	No	Standard	None
Bale Handler w/Tubes, 1.6 m - 1.8 m Diameter, QT	7175947-BCT	QT	1400	1000	509	3032	295	No	Standard	None


COMPATIBILITY CHARTS

Description	Part Number	Telehandlers									
		TL25.60	TL30.60/ TL30.70	TL34.65HF	TL35.70/ TL38.70HF	TL43.80HF	T35.105L	T36.120SL	T41.140SLP	T40.180SLP	
Bale Handler w/Tubes, 1 m - 1.3 m Diameter, QT	6922899-BCT		X	X	X	X					
Bale Handler w/Tubes, 1.4 m - 1.6 m Diameter, QT	7175823-BCT		X	X	X	X					
Bale Handler w/Tubes, 1.6 m - 1.8 m Diameter, QT	7175947-BCT		X	X	X	X					

BALE SPIKE



Requirements	Features & Benefits
--------------	---------------------



- Can grab square or round bales.
- The two spikes can stabilize the load.
- The bale forks mount very quickly to standard rigid pallet fork frame attachments.
- In between spacing can be easily adjusted.

Bale Fork: To be mounted on rigid fork frame.

Description: The pair of small-diameter forks gives you advantages over a single spike. They stabilise the load better by balancing round bales and securing uneven bales, making transport and loading easier. This simple attachment is mounted on a rigid pallet fork frame. Designed for bales of 75 cm or 110 cm height.

TECHNICAL SPECIFICATIONS								
Description	Part Number	Coupling System		Capacity (kg)	Bale Height (mm)	Weight (kg)	Control Kit Required	First Use Installation Time
		QT	MT					
Rigid Bale Fork (1 piece) for Pallet Fork Frame class III QT and MT	7194871	X	X	500	1100	20	No	None

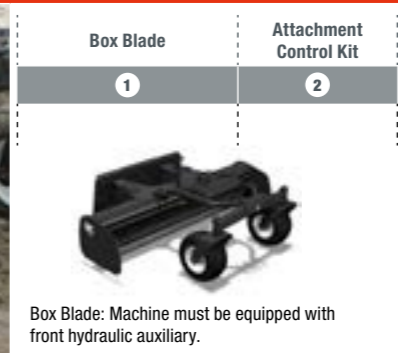
COMPATIBILITY CHARTS											
Description	Part Number	Telehandlers									
		TL25.60	TL30.60/TL30.70	TL34.65HF	TL35.70/TL38.70HF	TL43.80HF	T35.105L	T36.120SL	T41.140SLP	T40.180SLP	
1 Fixed Pallet Fork & Frame, 2500 kg, QT	7435217-BCT	X									
1 Rigid Frame class III for Pallet Fork Frame QT	7194863		X	X	X	X	X	X	X	X	
2 Rigid Bale Spike (1 piece) for Pallet Fork Frame class III QT and MT	7194871		X	X	X	X					
1 Rigid Frame class III for Pallet Fork Frame MT	7194867		X	X	X	X	X	X	X	X	
2 Rigid Bale Spike (1 piece) for Pallet Fork Frame class III QT and MT	7194871		X	X	X	X					
1 Pallet Fork Frame Heavy Duty, BT	7294305.T	X									
2 Bale forks, set of 2	6815781	X									

OPTIONS / ACCESSORIES	
Description	Part Number
Rigid Side Shift Carriage 200 mm, class III for Pallet Fork Frame MT	7194870
Rigid Backrest class II	7512005
Rigid Backrest class III	7202274

BOX BLADE



Requirements	Features & Benefits
--------------	---------------------



- Designed for rough grading.
- Operated with switches mounted on the telehandler's steering levers.
- Reversible cutting edge.
- Grading width of 214 cm.
- Comes standard with foam-filled tyres for added flotation.

Box Blade: Machine must be equipped with front hydraulic auxiliary.

Description: The laser box blade is intended for rough grading and landscaping applications. The heavy duty box blade has a 214 cm grading width and a reversible cutting edge for longer life.

TECHNICAL SPECIFICATIONS									
Description	Part Number	Coupling System	Width (mm)	Blade Width Fully Angled (mm)	Blade Cutting Edge (reversible) (mm)	Weight (kg)	Control Kit Required	Working Flow	First Use Installation Time
Box Blade, 214 cm, BT	6906574	BT	2140	2134	12.7 × 152	463	No	Standard	0.25 h

COMPATIBILITY CHARTS										
Description	Part Number	Telehandlers								
		TL25.60	TL30.60/TL30.70	TL34.65HF	TL35.70/TL38.70HF	TL43.80HF	T35.105L	T36.120SL	T41.140SLP	T40.180SLP
Box Blade, 214 cm, BT	6906574	X								

OPTIONS / ACCESSORIES	
Description	Part Number
QT/BT Adapter *	6812846

* from S/N 004902300 & above



BRUSHCAT™ ROTARY CUTTER



Requirements	Features & Benefits
--------------	---------------------



Brushcat™ Rotary Cutter: Comes standard with a 7 cm Offset Blade and Front Wheels. Cutting height of 7.6 cm. Machine must have front hydraulic auxiliary.

- Double-edge blade provides increased blade life by bidirectional cutter rotation (achieved by switching the hydraulic hoses at the drive motor).
- Direct hydraulic drive dampens impact loads and eliminates the need for shear pins or drive clutches.
- Front disks allow to better traverse uneven terrain while reducing operator fatigue.
- Floation linkage allows the deck to float over ground contours, keeping it in contact with the surface for optimum performance.
- Floating frame allows oscillation +/- 10 degrees.
- Patented blade shutoff device stops blade rotation when rotary cutter is raised off the ground.

Description: Handle tough brush clearing and landscaping applications easily with the Brushcat™ rotary cutter. This attachment easily cuts through the toughest grass and brush while mulching small branches and saplings up to 7.6 cm in diameter. This tool is ideal for clearing lakefront property, construction sites, power line access roads, trails and ditches.

TECHNICAL SPECIFICATIONS

Description	Part Number	Coupling System	Cutting Width (mm)	Cutting Height (mm)	Flow Range (l/min)	Tip Speed	Weight (kg)	Control Kit Required	Working Flow	First Use Installation Time
Brushcat™ Rotary Cutter Standard Flow: RC72S, BT	7218087	BT	1829	76.2	57.0 - 98.0	50.4 m/sec. @ 57 l/min 87.4 m/sec. @ 98 l/min	680	No	Standard	None

COMPATIBILITY CHARTS

Description	Part Number	Telehandlers									
		TL25.60	TL30.60/TL30.70	TL34.65HF	TL35.70/TL38.70HF	TL43.80HF	T35.105L	T36.120SL	T41.140SLP	T40.180SLP	
Brushcat Rotary Cutter Standard Flow: RC72S, BT	7218087	X									

OPTIONS / ACCESSORIES

Description	Part Number
QT/BT Adapter *	6812846

* from S/N 004902300 & above

BUCKET, COMBINATION



Requirements	Features & Benefits
--------------	---------------------



Requirements: It is recommended to use a port relief valve 7502313. Machine must have front hydraulic auxiliary.

- Ideal for dozing, grapping, levelling, digging, loading and dumping.
- Built with heavy-duty cutting edges and protected cylinders for long life.

Description: Dozing, grapping, levelling, digging, loading and dumping. This multi-purpose bucket does it all. Use it on demolition, construction, landscaping and municipal jobs. It's designed to provide optimum digging force and the interlocking serrated grapple edges hold objects securely.

TECHNICAL SPECIFICATIONS

Description	Part Number	Coupling System	Width (cm)	Capacity SAE Heaped (l)	Tooth Type	Accepts Max. Number of Teeth	Weight (kg)	Length (cm)	Height (cm)	Jaw Opening (cm)	First Use Installation Time
Combination Bucket, 188 cm, BT	7167312	BT	188	379	Without Teeth	8	407	88	72	73	2.5 h
Combination Bucket, 203 cm, BT	7167313	BT	203	518	Without Teeth	8	487	88	72	73	2.5 h

COMPATIBILITY CHARTS

Description	Part Number	Telehandlers									
		TL25.60	TL30.60/TL30.70	TL34.65HF	TL35.70/TL38.70HF	TL43.80HF	T35.105L	T36.120SL	T41.140SLP	T40.180SLP	
Combination Bucket, 188 cm, BT	7167312	X									
Combination Bucket, 203 cm, BT	7167313	X									

OPTIONS / ACCESSORIES

Description	Part Number	Hardware Included	First Use Installation Time
Bolt-On Teeth Kit, 158 cm - 213 cm, (Set of 8) **	6737322	Yes	1 h
Hensley Forged Tooth Point (Qty. 1) **	7107317	Yes	-
Hensley Tiger Tooth Point (Qty. 1) **	7107320	Yes	-
Hensley Twin Tiger Tooth Point (Qty. 1) **	7107321	Yes	-
Bolt-On Cutting Edge, 188 cm **	6718007	No	1.5 h

** To be ordered through Bobcat Parts

BUCKET (CI), CONSTRUCTION / INDUSTRIAL



Requirements Features & Benefits



Construction/Industrial Buckets (CI): Have predrilled holes to accept bolt-on cutting edge or bolt-on teeth.

- Ideal for everything from tough digging to material handling.
- Good cutting edge visibility.
- Excellent bucket breakout force for better digging and easier bucket filling.

Description: The strongest of all Bobcat buckets. Ideal for everything from tough digging to material handling. Construction / industrial buckets offer good cutting edge visibility and excellent bucket breakout force for better digging and easier bucket filling. Heavy-duty construction / industrial buckets offer even more features required for severe-duty use.

TECHNICAL SPECIFICATIONS

Description	Part Number	Coupling System	Width (cm)	Capacity SAE Heaped (l)	Bucket Back Angle (°)	Accepts Max. Number of Teeth	Weight (kg)	Length (cm)	Height (cm)	First Use Installation Time
Bucket, C/I, 188 cm, Heavy Duty, BT	6732305.EA	BT	188	580	70	8	309	97	61	None

COMPATIBILITY CHARTS

Description	Part Number	Telehandlers									
		TL25.60	TL30.60/ TL30.70	TL34.65HF	TL35.70/ TL38.70HF	TL43.80HF	T35.105L	T36.120SL	T41.140SLP	T40.180SLP	
Bucket, C/I, 188 cm, BT *	6731409.EA	X									
Bucket, C/I, 188 cm, Heavy Duty, BT	6732305.EA	X									

* Requires spill guard for operation with TLS. To be ordered via Parts - PN 7196474 **

OPTIONS / ACCESSORIES

Description	C/I Bucket 188 cm 6731409.EA	C/I Bucket 188 cm Heavy Duty 6732305.EA
Utility Grapple	7176977	-
Bolt-On Teeth Kit (Set of 8) **	6737322	7107336
Bolt-On Cutting Edge **	6718007	6718007
Spill Guard Kit • Includes two 40 cm Spill Guards and Hardware. Protects tilt cylinders and Bob-Tach™ pivot point area from debris. **	6725979	-
Bucket Spill Guard, Standard • Includes a see through 112 cm Spill Guard and Hardware. Protects the operator, cab, tilt cylinders and Bob-Tach™ pivot area from debris.	7196474 **	-
Bucket Bite Tooth Bar **	6905316	7196474 **
Bolt-On Side Guard Kit • Hardware included. Changes C/I Bucket Profile to Utility Profile. **	6725980	6728353



Utility Grapple



Bolt-On Teeth



Bolt-On Cutting Edge



Bucket Spill Guard



Bucket Bite Tooth Bar



Bolt-On Side Guard

BUCKET, DIGGING



Requirements Features & Benefits



Digging Bucket: No special requirement.

- Strong design for better durability.
- Bolt-on teeth as option.
- Good breakout force with a flat-top to provide cutting edge angle indication.

Description: The extremely durable Bobcat digging bucket is ideal for all types of digging and materials handling jobs. Available with or without teeth.

TECHNICAL SPECIFICATIONS

Description	Part Number	Coupling System		Width (mm)	Capacity (l)	Weight (kg)
		QT	MT			
TLS Digging Bucket w/o teeth, 2150 mm, QT	7254233	X		2150	780	415
TLS Digging Bucket w/o teeth, 2365 mm, QT	7188203-BCT	X		2365	800	417
TLS Digging Bucket w/ teeth, 2365 mm, QT	7209618-BCT	X		2365	800	437
TLS Digging Bucket w/o teeth, 2300 mm, QT	7254236	X		2300	920	442
TLS Digging Bucket w/ teeth, 2300 mm, QT	7254237	X		2300	920	455
TLS Digging Bucket w/o teeth, 2400 mm, QT	7227507	X		2400	950	463
TLS Digging Bucket w/ teeth, 2400 mm, QT	7227685	X		2400	950	482
TLS Digging Bucket w/o teeth, 2365 mm, MT	7190413-BCT		X	2365	800	405
TLS Digging Bucket w/ teeth, 2365 mm, MT	7209619-BCT		X	2365	800	425



BUCKET (GP), GENERAL PURPOSE

COMPATIBILITY CHARTS										
Description	Part Number	Telehandlers								
		TL25.60	TL30.60/ TL30.70	TL34.65HF	TL35.70/ TL38.70HF	TL43.80HF	T35.105L	T36.120SL	T41.140SLP	T40.180SLP
TLS Digging Bucket w/o teeth, 2150 mm, QT	7254233		X							
TLS Digging Bucket w/o teeth, 2365 mm, QT	7188203-BCT			X	X	X				
TLS Digging Bucket w/ teeth, 2365 mm, QT	7209618-BCT			X	X	X				
TLS Digging Bucket w/o teeth, 2300 mm, QT	7254236						X	X		
TLS Digging Bucket w/ teeth, 2300 mm, QT	7254237						X	X		
TLS Digging Bucket w/o teeth, 2400 mm, QT	7227507								X	X
TLS Digging Bucket w/ teeth, 2400 mm, QT	7227685								X	X
TLS Digging Bucket w/o teeth, 2365 mm, MT	7190413-BCT			X	X	X				
TLS Digging Bucket w/ teeth, 2365 mm, MT	7209619-BCT			X	X	X				

OPTIONS / ACCESSORIES		
Description	Part Number	Weight (kg)
Teeth kit for 780 l Bucket SD QT	7254376	20

Requirements	Features & Benefits
<p>General Purpose Buckets (GP): Have predrilled holes to accept bolt-on cutting edge or bolt-on teeth.</p>	<ul style="list-style-type: none"> • Round back design enhances bucket loading and cleanout. • Flat back assures a secure attaching area for the Bob-Tach™ mounting system. • Low heel makes cutting grade and backdragging easier. • Replaceable cutting edges. • Side cutting edges give better performance, increased strength and extended bucket life.

Description: General purpose buckets have a longer bottom. They offer excellent cutting edge visibility and good breakout force. General purpose buckets are ideal for light duty and medium duty grading and levelling applications as well as material handling.

TECHNICAL SPECIFICATIONS										
Description	Part Number	Coupling System			Capacity SAE Heaped (l)	Accepts Max. Number of Teeth	Width (mm)	Height (mm)	Weight (kg)	First Use Installation Time
		QT	MT	BT						
Bucket, General Purpose, 190 cm, QT	7449225-BCT	X			800	6	1900	950	355	None
Bucket, General Purpose, 190 cm, MT	7449235-BCT		X		800	6	1900	800	346	None
Bucket, General Purpose, 190 cm, BT	7452206-BCT			X	800	6	1900	700	316	None

COMPATIBILITY CHARTS										
Description	Part Number	Telehandlers								
		TL25.60	TL30.60/ TL30.70	TL34.65HF	TL35.70/ TL38.70HF	TL43.80HF	T35.105L	T36.120SL	T41.140SLP	T40.180SLP
General Purpose Bucket, 190 cm, QT	7449225-BCT	X								
General Purpose Bucket, 190 cm, MT	7449235-BCT	X								
General Purpose Bucket, 190 cm, BT	7452206-BCT	X								

OPTIONS / ACCESSORIES	
Description	Part Number
Reversible Bolt-On Edge Kit 1.9 m with 20 mm Edge	7499469
6 Teeth Edge Kit 20 mm	7499468



BUCKET, GRAPPLE



Bucket Grapple: Machine must have front hydraulic auxiliary.

- Reliable design with cylinders protected on the rear.
- Large welded spill guard.
- Robust 10 mm high strength steel.
- Reversible bolt-on edge, bolted flanges and hydraulic hoses included.

Description: You can use this durable grapple to move hard-to-handle agricultural materials. The hydraulically-controlled grapple is also easy to operate, fast and close strong. Available with bolt-on forged teeth (easy to replace and suitable for silage) or with oxycut welded teeth (more durable). Side flanges are bolted and so can be removed easily.

TECHNICAL SPECIFICATIONS

Description	Part Number	Coupling			Capacity (l)	Teeth	Width (mm)	Working Flow	Weight (kg)
		QT	BT	MT					
Bucket Grapple, Welded, 1900 mm, QT	7461513-BCT	X			1140	7	1900	Standard	784
Bucket Grapple, Forged, 1900 mm, QT	7461514-BCT	X			1125	7	1900	Standard	691
Bucket Grapple, Welded, 1900 mm, BT	7461515-BCT		X		1140	7	1900	Standard	660
Bucket Grapple, Forged, 1900 mm, BT	7461516-BCT		X		1125	7	1900	Standard	639
Bucket Grapple, Ag, Welded, 2200 mm, QT	7322292-BCT	X			1160	7	2200	Standard	741
Bucket Grapple, Ag, Forged, 2200 mm, QT	7322296-BCT	X			1280	8	2200	Standard	746
Bucket Grapple, Ag, Welded, 2450 mm, QT	7322300-BCT	X			1290	8	2450	Standard	784
Bucket Grapple, Ag, Forged, 2450 mm, QT	7322304-BCT	X			1420	10	2450	Standard	784
Bucket Grapple, Ag, Welded, 2450 mm, QT	7458960-BCT	X			1735	9 + 2	2450	Standard	942
Bucket Grapple, Ag, Forged, 2450 mm, QT	7458961-BCT	X			1710	11 + 2	2450	Standard	931
Bucket Grapple, Ag, Welded, 2450 mm, MT	7458962-BCT			X	1735	9 + 2	2450	Standard	923
Bucket Grapple, Ag, Forged, 2450 mm, MT	7458963-BCT			X	1710	11 + 2	2450	Standard	902

COMPATIBILITY CHARTS

Description	Part Number	Telehandlers									
		TL25.60	TL30.60/ TL30.70	TL34.65HF	TL35.70/ TL38.70HF	TL43.80HF	T35.105L	T36.120SL	T41.140SLP	T40.180SLP	
Bucket Grapple, Welded, 1900 mm, QT	7461513-BCT	X									
Bucket Grapple, Forged, 1900 mm, QT	7461514-BCT	X									
Bucket Grapple, Welded, 1900 mm, BT	7461515-BCT	X									
Bucket Grapple, Forged, 1900 mm, BT	7461516-BCT	X									
Bucket Grapple, Ag, Welded, 2200 mm, QT	7322292-BCT		X								
Bucket Grapple, Ag, Forged, 2200 mm, QT	7322296-BCT		X								
Bucket Grapple, Ag, Welded, 2450 mm, QT	7322300-BCT			X	X	X					
Bucket Grapple, Ag, Forged, 2450 mm, QT	7322304-BCT			X	X	X					
Bucket Grapple, Ag, Welded, 2450 mm, QT	7458960-BCT			X	X	X					
Bucket Grapple, Ag, Forged, 2450 mm, QT	7458961-BCT			X	X	X					
Bucket Grapple, Ag, Welded, 2450 mm, MT	7458962-BCT			X	X	X					
Bucket Grapple, Ag, Forged, 2450 mm, MT	7458963-BCT			X	X	X					

Bucket Grapple with welded teeth



Bucket Grapple with forged teeth



BUCKET, LIGHT MATERIAL



Requirements	Features & Benefits
--------------	---------------------



Light Material Bucket: No special requirement.


- Large capacity for loading and handling light materials.
- Optimized transport and dumping angles.
- Good cutting edge visibility.
- Excellent bucket breakout force for better digging and easier bucket filling.
- Convex sides for lower material spilling.
- 10 mm high strength steel for extreme durability.
- With reversible bolt-on edge (model depending).

Description: The large volume of Bobcat Light Material Buckets is designed for loading and handling a variety of light materials such as mulch, snow and grain.

TECHNICAL SPECIFICATIONS

Description	Part Number	Coupling	Capacity (l)	Width (mm)	Weight (kg)	With Reversible Bolt-on Edge
Snow & Light Material Bucket, 2240 mm, BT	7184098.EA	BT	920	2240	309	Yes *
Snow & Light Material Bucket, 2540 mm, 1530 l, BT	6727787.EA	BT	1540	2540	398	Yes *
Light Material Bucket, 2100 mm, 1500 l, BT	7449239	BT	1500	2100	543	Yes *
Light Material Bucket, 2100 mm, 1500 l, QT BCT	7322001-BCT	QT	1500	2100	539	No
Light Material Bucket, 2300 mm, 2000 l, QT BCT	7321997-BCT	QT	2000	2300	645	No
Light Material Bucket, 2450 mm, 2000 l, QT BCT	7321993-BCT	QT	2000	2450	657	No
Light Material Bucket, 2450 mm, 2500 l, QT BCT	7321989-BCT	QT	2500	2450	747	No
Light Material Bucket, 2450 mm, 3000 l, QT BCT	7320181-BCT	QT	3000	2450	849	No
Light Material Bucket, 2450 mm, 3500 l, QT BCT	7320180-BCT	QT	3500	2450	935	No
Light Material Bucket, 2100 mm, 1500 l, QT BCT, edge	7337841-BCT	QT	1500	2100	579	Yes
Light Material Bucket, 2300 mm, 2000 l, QT BCT, edge	7337835-BCT	QT	2000	2300	689	Yes
Light Material Bucket, 2450 mm, 2000 l, QT BCT, edge	7337831-BCT	QT	2000	2450	705	Yes
Light Material Bucket, 2450 mm, 2500 l, QT BCT, edge	7337826-BCT	QT	2500	2450	795	Yes
Light Material Bucket, 2450 mm, 3000 l, QT BCT, edge	7337807-BCT	QT	3000	2450	897	Yes
Light Material Bucket, 2450 mm, 3500 l, QT BCT, edge	7338630-BCT	QT	3500	2450	983	Yes

* Available through options



ATTACHMENT: AGRICULTURAL AND RECYCLING

BRING OUT THE BEST OF YOUR MACHINE IN AGRICULTURAL AND RECYCLING APPLICATIONS

- ▶ These large volume grapple buckets with welded or forged teeth will push your productivity.
- ▶ For easy connection, the buckets come with Bobtach, Quicktach or Manitach connection.
- ▶ Robust buckets manufactured in France for longer lifetime and best quality.
- ▶ Use these buckets for silage, feed and recycling material handling.

MORE INFO ON WWW.BOBCAT.COM

BUCKET, SKELETON



COMPATIBILITY CHARTS										
Description	Part Number	Telehandlers								
		TL25.60	TL30.60/ TL30.70	TL34.65HF	TL35.70/ TL38.70HF	TL43.80HF	T35.105L	T36.120SL	T41.140SLP	T40.180SLP
Snow & Light Material Bucket, 2240 mm, BT	7184098.EA	X								
Snow & Light Material Bucket, 2540 mm, 1530 I, BT	6727787.EA	X								
Light Material Bucket, 2100 mm, 1500 I, BT	7449239	X								
Light Material Bucket, 2100 mm, 1500 I, QT BCT	7322001-BCT	X	X							
Light Material Bucket, 2300 mm, 2000 I, QT BCT	7321997-BCT		X	X	X					
Light Material Bucket, 2450 mm, 2000 I, QT BCT	7321993-BCT			X	X					
Light Material Bucket, 2450 mm, 2500 I, QT BCT	7321989-BCT			X	X	X				
Light Material Bucket, 2450 mm, 3000 I, QT BCT	7320181-BCT			X	X	X				
Light Material Bucket, 2450 mm, 3500 I, QT BCT	7320180-BCT					X				
Light Material Bucket, 2100 mm, 1500 I, QT BCT, edge	7337841-BCT		X							
Light Material Bucket, 2300 mm, 2000 I, QT BCT, edge	7337835-BCT		X	X	X					
Light Material Bucket, 2450 mm, 2000 I, QT BCT, edge	7337831-BCT			X	X					
Light Material Bucket, 2450 mm, 2500 I, QT BCT, edge	7337826-BCT			X	X	X				
Light Material Bucket, 2450 mm, 3000 I, QT BCT, edge	7337807-BCT			X	X	X				
Light Material Bucket, 2450 mm, 3500 I, QT BCT, edge	7338630-BCT					X				

OPTIONS / ACCESSORIES			
Description	Compatibility		
	7184098.EA	6727787.EA	7449239
Reversible Bolt-On Edge Kit for 920 I LM BKT **	6715464		
Reversible Bolt-On Edge Kit for 1540 I LM BKT **		6727317	
Reversible Bolt-On Edge Kit 2.1 m with 25 mm Edge			7500452


Requirements	Features & Benefits
	<ul style="list-style-type: none"> Great visibility through the skeleton design. Interconnected tines for strength and durability. Separates unwanted materials like rocks from finer material.

Description: Bobcat skeleton buckets are excellent for separating unwanted objects, such as rocks and other debris, from work areas while leaving finer material behind that can be cultivated or landscaped.

TECHNICAL SPECIFICATIONS											
Description	Part Number	Coupling System	Width (cm)	Number of Tines	Tine Spacing (cm)	Bucket Back Angle (°)	Tine Thickness (cm)	Weight (kg)	Length (cm)	Height (cm)	First Use Installation Time
Skeleton Bucket, 192 cm, BT	7185945	BT	192	21	7,6	70	1	296	120	52	None
Skeleton Bucket, 209 cm, BT	7185947	BT	209	23	7,6	70	1	318	120	52	None


COMPATIBILITY CHARTS										
Description	Part Number	Telehandlers								
		TL25.60	TL30.60/ TL30.70	TL34.65HF	TL35.70/ TL38.70HF	TL43.80HF	T35.105L	T36.120SL	T41.140SLP	T40.180SLP
Skeleton Bucket, 192 cm, BT	7185945	X								
Skeleton Bucket, 209 cm, BT	7185947	X								


CONCRETE BASKET



Requirements

Features & Benefits





- Basket is fitted in 3 different ways on normal pallet forks: Left, Front and Right.
- The concrete basket is locked by a chain to the pallet fork frame, for safety reason.
- Reduces damage to turf and underground utilities caused by using large concrete trucks.

Concrete Basket: Use of forks or hook is required. Machine option Hydraulic line on boom is required for hydraulic opening version.


Description: With our concrete basket attachment, you can quickly pour your concrete wherever you need to. The flexible hose can be easily routed through small openings, under wooden decks, through bushes and around other common obstructions.

TECHNICAL SPECIFICATIONS										
Description	Part Number	Coupling System		Width (mm)	Capacity (l)	Opening	Weight (kg)	Control Kit Required	Working Flow	First Use Installation Time
		QT	MT							
Concrete Basket, Hydraulic Opening	7204877	Using forks		1200	500	Hydraulic	210	No	Standard	None
Concrete Basket, Mechanic Opening	7205332	Using forks		1200	500	Mechanic	176	No	Standard	None

COMPATIBILITY CHARTS										
Description	Part Number	Telehandlers								
		TL25.60	TL30.60/ TL30.70	TL34.65HF	TL35.70/ TL38.70HF	TL43.80HF	T35.105L	T36.120SL	T41.140SLP	T40.180SLP
Concrete Basket, Hydraulic Opening	7204877								X	X
Concrete Basket, Mechanic Opening	7205332								X	X


YouTube
Product
Presentation


FLAIL CUTTER



Requirements

Features & Benefits





- Variable speed displacement motor allows the flail cutter to be "tuned in" to your machine, depending on its hydraulic capacity. By varying the motor displacement to accept auxiliary hydraulic flows ranging from 64 to 151 l/min, the flail cutter can be operated on many different carriers.
- Floating linkage is standard on the flail cutter. This, along with the attachment's compact deck length, lets the unit follow the contour of the land regardless of the pitch or attitude of the carrier, permitting the cutter up to ten degrees of oscillation.
- Safety compliance The flail cutter complies with the SAE J1001 standard for industrial flail mowers. It is standard-equipped with an automatic shut-off device which allows approximately ten inches of vertical travel in the Bob-Tach™; mounting system before the flail cutter shuts down.
- Full width tapered rear roller provides greater turning ability during operation.
- Adjustable rear hatch allows operators to vary the size of discharged material, ranging from small, for mulching applications to coarse for high performance cutting.

Flail Cutter: Machine must have front hydraulic auxiliary.

Description: The flail cutter is ideal for cutting overgrowth on construction sites as well as alongside roads and sidewalks. It adjusts to follow ground contour.

TECHNICAL SPECIFICATIONS												
Description	Part Number	Coupling System	Cutting Width (mm)	Flow (l/min)	Max. Drum Speed (rpm)	Shut Off Float Height (mm)	Weight (kg)	Number of Hammers	Control Kit Required	Working Flow	First Use Installation Time	
												Flail Cutter, FC200, BT

COMPATIBILITY CHARTS										
Description	Part Number	Telehandlers								
		TL25.60	TL30.60/ TL30.70	TL34.65HF	TL35.70/ TL38.70HF	TL43.80HF	T35.105L	T36.120SL	T41.140SLP	T40.180SLP
Flail Cutter, FC200, BT	7101894	X								

OPTIONS / ACCESSORIES	
Description	Part Number
QT/BT Adapter *	6812846

* from S/N 004902300 & above

FORK GRAPPLE, AGRICULTURAL



Requirements

Features & Benefits

- Move hard to handle materials easily.
- Hydraulically controlled grapple is easy to operate.
- Handles bulky, uneven loads securely.
- Hose kit included.

Fork Grapple: Machine must have front hydraulic auxiliary.

Description: Built tough for reliability and endurance, the fork with grapple easily handle scrap, waste, brush and other hard to manage materials.

TECHNICAL SPECIFICATIONS											
Description	Part Number	Coupling System		Width (mm)	Capacity (l)	Max. Height with Grapple Raised (mm)	Max. Opening with Grapple Raised (mm)	Weight (kg)	Control Kit Required	Working Flow	First Use Installation Time
		QT	MT								
Fork Grapple, Agricultural, Forged, 2100 mm, QT	7175986	X		2100	-	1506	1283	544	No	Standard	None
Fork Grapple, Agricultural, Forged, 2332 mm, QT	7175995-BCT	X		2332	-	1506	1283	615	No	Standard	None

COMPATIBILITY CHARTS											
Description	Part Number	Telehandlers									
		TL25.60	TL30.60/ TL30.70	TL34.65HF	TL35.70/ TL38.70HF	TL43.80HF	T35.105L	T36.120SL	T41.140SLP	T40.180SLP	
Fork Grapple, Agricultural, Forged, 2100 mm, QT	7175986	X	X								
Fork Grapple, Agricultural, Forged, 2332 mm, QT	7175995-BCT			X	X	X					

GRAPPLE, FARM – UTILITY ON BUCKET

Requirements

Features & Benefits

- Move hard to handle materials easily.
- Hydraulically controlled grapple is easy to operate.
- Exclusive Bob-Tach™ mounting system lets you change to another attachment quickly.
- Grapple design allows you to get the forks or bucket close to fences or the sides of walls.

Farm/Utility Grapple: To be attached on bucket. It is recommended to use the port relief valve 7502313. Machine must have front hydraulic auxiliary.


Description: This is the easy way to handle loose hay, bedding and manure on the farm and other sites. Use the utility bucket by itself or add the hydraulic grapple for more gripping power.


TECHNICAL SPECIFICATIONS												
Description	Part Number	Coupling System	Width (cm)	Max. Height with Grapple Raised (mm)	Standard Number of Teeth	Max. Number of Teeth	Space Between Teeth (mm)	Max. Opening with Grapple Raised (mm)	Weight (kg)	Control Kit Required	Working Flow	First Use Installation Time
Farm/Utility Grapple on Bucket, 140 cm, 4 Teeth, BT, GP	7176783.EA	BT	138	1065	4	8	190	770	90	No	Standard	None
Farm/Utility Grapple on Bucket, 140 cm, 4 Teeth, C/I	7176977	BT	138	1063	4	8	190	775	90	No	Standard	None

COMPATIBILITY CHARTS												
Description	Bucket Part Number	Grapple Part Number	Telehandlers									
			TL25.60	TL30.60/ TL30.70	TL34.65HF	TL35.70/ TL38.70HF	TL43.80HF	T35.105L	T36.120SL	T41.140SLP	T40.180SLP	
Bucket, GP, 188 cm, BT	7114587.EA	7176783.EA	X									
Bucket, CI, 188 cm, BT	6731409.EA	7176977	X									

OPTIONS / ACCESSORIES	
Description	Part Number
Port Relief, 275 bar **	7502313

GRAPPLE, FARM – UTILITY ON FORK





Requirements

Farm/Utility Grapple: To be attached on forks. It is recommended to use the port relief valve 7502313. Machine must have front hydraulic auxiliary.

Features & Benefits

- Move hard to handle materials easily.
- Hydraulically controlled grapple is easy to operate.
- Exclusive Bob-Tach™ mounting system lets you change to another attachment quickly.
- Grapple design allows you to get the forks or bucket close to fences or the sides of walls.

Description: This is the easy way to handle loose hay, bedding and manure on the farm and other sites. Use the utility fork by itself or add the hydraulic grapple for more gripping power.

TECHNICAL SPECIFICATIONS												
Description	Part Number	Coupling System	Width (cm)	Max. Height with Grapple Raised (mm)	Standard Number of Teeth	Max. Number of Teeth	Space Between Teeth (mm)	Max. Opening with Grapple Raised (mm)	Weight (kg)	Control Kit Required	Working Flow	First Use Installation Time
Farm/Utility Grapple on Fork, 140 cm, 4 Teeth, BT, C/I	7176977	BT	138	1063	4	8	190	775	90	No	Standard	None

COMPATIBILITY CHARTS												
Description	Utility Part Number	Grapple Part Number	Telehandlers									
			TL25.60	TL30.60/TL30.70	TL34.65HF	TL35.70/TL38.70HF	TL43.80HF	T35.105L	T36.120SL	T41.140SLP	T40.180SLP	
Utility Fork, 183 cm, 10 Teeth, BT	6966228.EA	7176977	X									

OPTIONS / ACCESSORIES	
Description	Part Number
Port Relief, 275 bar**	7502313

GRAPPLE, INDUSTRIAL





Requirements

Industrial Grapple: To be attached on bucket. Includes Bolt-On Cutting Edge. It is recommended to use the port relief valve 7502313. Machine must have front hydraulic auxiliary.

Features & Benefits

- Move hard to handle materials easily.
- Powerful independent grapples (2) secure uneven loads.
- Hydraulically controlled grapple is easy to operate.
- Handles bulky, uneven loads securely.

Description: Built tough for reliability and endurance, the industrial bucket and fork with grapple will easily handle scrap, waste, brush and other hard-to-manage materials.

TECHNICAL SPECIFICATIONS												
Description	Part Number	Coupling System	Width (cm)	Number of Grapples	Standard Number of Teeth	Max. Number of Teeth	Max. Open Height (cm)	Jaw Opening at Max. Open Height (cm)	Weight (kg)	Control Kit Required	Working Flow	First Use Installation Time
Grapple, Industrial Bucket, 188 cm, BT	7488345	BT	188	2 × 2	-	-	114	98	472	No	Standard	2.5 h
Grapple, Industrial Bucket, 203 cm, BT	7481680	BT	203	2 × 2	-	-	122	96	569	No	Standard	2.5 h
Grapple, Industrial Fork, 203 cm, BT	7483691	BT	200	2 × 2	8	15	119	93	554	No	Standard	2.5 h

COMPATIBILITY CHARTS												
Description	Part Number	Telehandlers										
		TL25.60	TL30.60/TL30.70	TL34.65HF	TL35.70/TL38.70HF	TL43.80HF	T35.105L	T36.120SL	T41.140SLP	T40.180SLP		
1 Grapple, Industrial Bucket, 188 cm, BT	7488345	X										
Grapple, Industrial Bucket, 203 cm, BT	7481680	X										
2 Grapple, Industrial Fork, 203 cm, BT	7483691	X										

OPTIONS / ACCESSORIES	
Description	Part Number
Port Relief, 275 bar **	7502313

GRAPPLE, ROOT



Requirements	Features & Benefits
--------------	---------------------



Root Grapple: To be attached on bucket. It is recommended to use the port relief valve 7502313. Machine must have front hydraulic auxiliary.

- Heavy duty design improves wear life in tough land clearing and demolition applications.
- Curved tooth design permits material to be picked up without driving teeth into the ground and allows dirt to fall between teeth, leaving dirt on side.
- Fully enclosed mounting frame extends wear life by minimising flexing in frame area.
- Inertia-welded cylinder ends - a Bobcat exclusive - permit strong, smooth, durable grapple operation by improving hydraulic cushioning at the end of the stroke.
- Protected hydraulic hoses limit damage to hoses from debris.

Description: Built tough for reliability and endurance, the root grapple can easily handle scrap, waste, brush and other hard-to-manage materials.

TECHNICAL SPECIFICATIONS

Description	Part Number	Coupling System	Width (cm)	Max. Height with Grapple Raised (cm)	Max. Tooth Opening (cm)	Teeth	Weight (kg)	Control Kit Required	Working Flow	First Use Installation Time
Root Grapple, 183 cm, BT	7488431	BT	183	131	111	9	476	No	Standard	None
Root Grapple, 203 cm, BT	7483226	BT	203	131	111	11	528	No	Standard	None

COMPATIBILITY CHARTS

Description	Part Number	Telehandlers								
		TL25.60	TL30.60/ TL30.70	TL34.65HF	TL35.70/ TL36.70HF	TL43.80HF	T35.105L	T36.120SL	T41.140SLP	T40.180SLP
Root Grapple, 183 cm, BT	7488431	X								
Root Grapple, 203 cm, BT	7483226	X								

OPTIONS / ACCESSORIES

Description	Part Number
Port Relief, 275 bar **	7502313

** To be ordered through Bobcat Parts

JIB, CRANE

JIB, EXTENSION

Requirements

Features & Benefits

- 2.5 t and 4.3 t capacity.
- Strong design.
- Easy to install thanks to the Quick-Tach system.
- Short center of gravity (only 240 mm).

Crane Jib: No special requirement.

Description: Add a crane jib and your telehandler is turned into a crane, but with all the advantages of its mobility and versatility.

Requirements

Features & Benefits

- Light, rigid frame.
- 3.7 m extension.
- Hook included.
- 0.7 t capacity.

Extension Jib: No special requirement.

Description: The Bobcat extension jib further increases your lift and reach capacity. Using this attachment, the telehandler can position loads in places which are difficult to access by conventional means.

TECHNICAL SPECIFICATIONS										
Description	Part Number	Coupling System			Width (mm)	Capacity (kg)	Weight (kg)	Control Kit Required	Working Flow	First Use Installation Time
		QT	MT	BT						
Crane Jib 2.5 t 0.7 m, BT	7449250			X	1300	2500	67	No	Standard	None
Crane Jib 4.3 t 0.7 m, QT	7235647	X			830	4300	177	No	Standard	None
Crane Jib 4.3 t 0.7 m, MT	7204108		X		830	4300	153	No	Standard	None

TECHNICAL SPECIFICATIONS											
Description	Part Number	Coupling System			Width (mm)	Capacity (kg)	Length (mm)	Weight (kg)	Control Kit Required	Working Flow	First Use Installation Time
		QT	MT	BT							
Extension Jib, 3.7 m with Hook, QT	7238827	X			940	700	3700	204	No	Standard	None

COMPATIBILITY CHARTS										
Description	Part Number	Telehandlers								
		TL25.60	TL30.60/ TL30.70	TL34.65HF	TL35.70/ TL38.70HF	TL43.80HF	T35.105L	T36.120SL	T41.140SLP	T40.180SLP
Crane Jib 2.5 t 0.7 m, BT	7449250	X								
Crane Jib 4.3 t 0.7 m, QT	7235647	X	X	X	X	X	X	X	X	X
Crane Jib 4.3 t 0.7 m, MT	7204108	X	X	X	X	X			X	X

COMPATIBILITY CHARTS										
Description	Part Number	Telehandlers								
		TL25.60	TL30.60/ TL30.70	TL34.65HF	TL35.70/ TL38.70HF	TL43.80HF	T35.105L	T36.120SL	T41.140SLP	T40.180SLP
Extension Jib, 3.7 m with Hook, QT	7238827						X	X	X	X

LANDPLANE



Requirements	Features & Benefits
--------------	---------------------



Landplane: Includes expanded metal grate, scarifier assembly, teeth and respective hardware.

- Allows controlled grading and levelling in both forward and reverse directions.
- Can be used like a bucket to transport material on site.
- Peels and removes sod.
- Scarifier breaks up hard ground.
- Sorts unwanted debris from soil.
- Pulverises soil clods.
- Aerates soil for seeding and sodding.
- Bob-Tach™ mounted.
- Bidirectional operation.
- Bidirectional scarifier.
- Removable screen.

Description: A landscaping must. It grades and levels in both forward and reverse and peels and removes sod. The deluxe landplane includes a bidirectional scarifier and removable screen to pulverise soil clods, aerates and sorts debris from soil.

TECHNICAL SPECIFICATIONS

Description	Part Number	Coupling System	Width (cm)	Digging Depth (cm)	Cutting Edge (mm)	Weight (kg)	Control Kit Required	Working Flow	First Use Installation Time
Landplane Deluxe, 198 cm, BT	6906115	BT	198	8.9	12.7 x 152	304	No	Standard	None

COMPATIBILITY CHARTS

Description	Part Number	Telehandlers									
		TL25.60	TL30.60/ TL30.70	TL34.65HF	TL35.70/ TL38.70HF	TL43.80HF	T35.105L	T36.120SL	T41.140SLP	T40.180SLP	
Landplane Deluxe, 198 cm, BT	6906115	X									

OPTIONS / ACCESSORIES

Description	Part Number
QT/BT Adapter *	6812846

* from S/N 004902300 & above



LANDSCAPE RAKE



Requirements	Features & Benefits
--------------	---------------------



Landscape Rake: Machine must have front hydraulic auxiliary.

- Picks up rocks down to 19 mm and larger, and most 13 mm rocks.
- Hydraulic cylinder opens top cover - for easier dumping, and also allows the bucket and cutting edge to be used to push and scrape debris.
- Rake bars provide better levelling by providing longer ground contact.
- Hardened teeth for longer wear.
- Side skis, which are adjustable, provide depth control and leave only a slight "knife-edge" mark in the finished surface.

Description: The perfect landscape finishing tool. It rakes and collects surface debris as it smoothes and levels the soil. Picks up rocks 19 mm and larger, as well as most 13 mm rocks. Adjustable side skis provide depth control.

TECHNICAL SPECIFICATIONS

Description	Part Number	Coupling System	Working Width (cm)	Number of Tooth Bars	Total Number of Teeth	Bucket Capacity (l)	Weight (kg)	Control Kit Required	Working Flow	First Use Installation Time
Landscape Rake, 6B, BT	6710630	BT	183	12	468	400	560	No	Standard	None

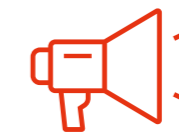
COMPATIBILITY CHARTS

Description	Part Number	Telehandlers									
		TL25.60	TL30.60/ TL30.70	TL34.65HF	TL35.70/ TL38.70HF	TL43.80HF	T35.105L	T36.120SL	T41.140SLP	T40.180SLP	
Landscape Rake, 6B, BT	6710630	X									

OPTIONS / ACCESSORIES

Description	Part Number
QT/BT Adapter *	6812846

* from S/N 004902300 & above



ALWAYS USE THE LANDSCAPE RAKE GOING IN REVERSE. BEWARE THAT THE GROUND SHOULD NEITHER BE DRY NOR TOO WET FOR OPTIMUM PERFORMANCE

MAN PLATFORM, EXTENDABLE ROTATING



Requirements	Features & Benefits
--------------	---------------------



Man Platform: Machine HAS to be ordered with the "Man platform ready" option (option not retrofittable in the field). Radio remote control is required to operate the platform.

- Hydraulically extendable from 2.4 m to 4 m.
- Hydraulically rotate up to 90° in both directions.
- Boom, extension and rotation remotely controlled from basket.
- 3 people max.
- 300 kg or 800 kg lift capacity max. (including people).

Description: The Bobcat man platform gives you great flexibility in your work as it eliminates the need for scaffolding and safety nets while simplifying and speeding up the job. Bobcat man platforms are fully homologated and easily fitted to your machine without roll-up cables, thanks to the wireless remote control.

TECHNICAL SPECIFICATIONS

Description	Part Number	Coupling System		Width (mm)	Capacity (kg)	Max. Persons	Rotation	Weight (kg)	Control Kit Required	Working Flow	First Use Installation Time
		QT	MT								
Man Platform, 2.4 - 4 m, Hyd. Extension, 300 kg, Rotating, QT	7242499	X		2400 - 4000	300	3	90° Right/Left	775	No	Standard	None
Man Platform, 2.4 - 4 m, Hyd. Extension, 800 kg, Rotating, QT	7232792	X		2400 - 4000	800	3	90° Right/Left	970	No	Standard	None

COMPATIBILITY CHARTS

Description	Part Number	Telehandlers									
		TL25.60	TL30.60/TL30.70	TL34.65HF	TL35.70/TL38.70HF	TL43.80HF	T35.105L	T36.120SL	T41.140SLP	T40.180SLP	
Man Platform, 2.4 - 4 m, Hyd. Extension, 300 kg, Rotating, QT	7242499								X	X	
Man Platform, 2.4 - 4 m, Hyd. Extension, 800 kg, Rotating, QT	7232792								X	X	

OPTIONS / ACCESSORIES


Description	Part Number
Previous Man platform Adapter kit (to use previous man platforms with the T41.140SLP and T40.180SLP Rotating man platform (4 m²) from S/N A6SH00101 & above and Fixed man platform (1 m²) from S/N 00101 & above)	7244480
Remote Control for machine with Stage IIIB	7259887 **
Remote Control for machine with Stage IIIA, Stage IV and Stage V engine	7268200 **



MAN PLATFORM, FIXED



Requirements	Features & Benefits
--------------	---------------------



Man Platform: Machine HAS to be ordered with the "Man platform ready" option (option not retrofittable in the field). Radio remote control is required to operate the platform.

- Fixed (no rotation).
- Made of galvanised steel.
- Allows you to access any kind of work space quickly and safely.
- 2 people with max. 60 kg tools.
- 220 kg lift capacity max. (including person).

Description: The Bobcat man platform gives you great flexibility in your work as it eliminates the need for scaffolding and safety nets while simplifying and speeding up the job. Bobcat man platforms are fully homologated and easily fitted to your machine without roll-up cables, thanks to the wireless remote control.

TECHNICAL SPECIFICATIONS

Description	Part Number	Coupling System		Width (mm)	Capacity (kg)	Max. Persons	Rotation	Weight (kg)	Control Kit Required	Working Flow	First Use Installation Time
		QT	MT								
Man Platform, 1 m², 220 kg, Fixed, QT	7235885	X		1020	220	2	No	148	No	Standard	None

COMPATIBILITY CHARTS

Description	Part Number	Telehandlers									
		TL25.60	TL30.60/TL30.70	TL34.65HF	TL35.70/TL38.70HF	TL43.80HF	T35.105L	T36.120SL	T41.140SLP	T40.180SLP	
Man Platform, 1 m², 220 kg, Fixed, QT	7235885								X	X	

OPTIONS / ACCESSORIES

Description	Part Number
Previous Man platform Adapter kit (to use previous man platforms with the T41.140SLP and T40.180SLP Rotating man platform (4 m²) from S/N A6SH00101 & above and Fixed man platform (1 m²) from S/N 00101 & above)	7244480
Remote Control for machine with Stage IIIB	7259887 **
Remote Control for machine with Stage IIIA, Stage IV and Stage V engine	7268200 **

MAN PLATFORM, ROTATING



Requirements	Features & Benefits
--------------	---------------------



Man Platform: Machine HAS to be ordered with the "Man platform ready" option (option not retrofittable in the field). Radio remote control is required to operate the platform.

- Hydraulically rotate up to 90° in both directions.
- Boom and rotation remotely controlled from basket.
- 3 people max.
- 300 kg lift capacity max. (including people).

Description: The Bobcat man platform gives you great flexibility in your work as it eliminates the need for scaffolding and safety nets while simplifying and speeding up the job. Bobcat man platforms are fully homologated and easily fitted to your machine without roll-up cables, thanks to the wireless remote control.

TECHNICAL SPECIFICATIONS

Description	Part Number	Coupling System		Width (mm)	Capacity (kg)	Max. Persons	Rotation	Weight (kg)	Control Kit Required	Working Flow	First Use Installation Time
		QT	MT								
Man Platform, 2.2 m, 300 kg, Rotating, QT	7246529	X		2200	300	3	90° Right/Left	655	No	Standard	None

COMPATIBILITY CHARTS

Description	Part Number	Telehandlers									
		TL25.60	TL30.60/ TL30.70	TL34.65HF	TL35.70/ TL38.70HF	TL43.80HF	T35.105L	T36.120SL	T41.140SLP	T40.180SLP	
Man Platform, 2.2 m, 300 kg, Rotating, QT	7246529								X	X	

OPTIONS / ACCESSORIES

Description	Part Number
Previous Man platform Adapter kit (to use previous man platforms with the T41.140SLP and T40.180SLP Rotating man platform (4 m²) from S/N A6SH00101 & above and Fixed man platform (1 m²) from S/N 00101 & above)	7244480
Remote Control for machine with Stage IIIB	7259887 **
Remote Control for machine with Stage IIIA, Stage IV and Stage V engine	7268200 **



ATTACHMENT: MIXING BUCKET


MIXING BUCKET: GREAT AID TO OPERATORS IN CONSTRUCTION AND ROAD WORK APPLICATIONS

- ▶ Mix, transport, and pour concrete much quicker with these three models of mixing bucket.
- ▶ It is a rugged, cost-effective attachment, increasing your efficiency.
- ▶ The compact sizes of the buckets, and the TL25.60 allow you to work in hard-to-reach places.
- ▶ Ideal to work along sidewalks, driveways, do finish work, footings or even floors.

MORE INFO ON WWW.BOBCAT.COM


MIXING BUCKET


PALLET FORKS, FIXED



Requirements

Features & Benefits






- Side discharge system.
- Mix and dump functions are fingertip controlled.
- Mix while driving.


Mixing Bucket: Machine must have front hydraulic auxiliary (available as an option).


Description: This rugged, cost-effective attachment lets you mix, transport, and pour concrete much quicker than a stand alone mixer. Its compact size makes it ideal for sidewalks, driveways, finish work, footings and floors of small buildings and hard-to-reach or limited access areas.



Requirements

Features & Benefits





- Large, square holes in back screen provide excellent fork/load visibility.
- Screen made from durable, heavy gauge steel for long life.
- FEM II fork teeth standard interface.

Pallet Forks Standard: Need Mounting Frame & Forks. For use with Side Shift Forks & Frames, machine must be equipped with front hydraulic auxiliary.

Description: Ideal to handle any kind of bulky or bagged material from fertiliser to seed and animal feed. Especially handy when working in tight areas or along narrow aisles.

TECHNICAL SPECIFICATIONS											
Description	Part Number	Coupling System	Width (cm)	Capacity (l)	Max. Granular Size (mm)	Average Mixing Time (min.)	Flow Range (l/min)	Weight (kg)	Length (cm)	Height (cm)	First Use Installation Time
Mixing Bucket, MB500SD, BT	7449274	BT	165	500	20 - 30	04 - 05	60 - 70	526	102	88	None
Mixing Bucket, MB500SD, QT	7449268	QT	165	500	20 - 30	04 - 05	60 - 70	608	102	92	None

COMPATIBILITY CHARTS											
Description	Part Number	Telehandlers									
		TL25.60	TL30.60/ TL30.70	TL34.65HF	TL35.70/ TL38.70HF	TL43.80HF	T35.105L	T36.120SL	T41.140SLP	T40.180SLP	
Mixing Bucket, MB250SD, BT	7185472	X									
Mixing Bucket, MB500SD, BT	7449274	X									
Mixing Bucket, MB500SD, QT	7499268	X	X	X	X	X	X	X	X	X	X

TECHNICAL SPECIFICATIONS													
Description	Part Number	Coupling System			Fork Width (cm)	Capacity (kg)	Fork Length (mm)	Fork Width (mm)	Weight (kg)	Control Kit Re-quired	Working Flow	First Use Installation Time	
		QT	MT	BT									
Fixed Pallet Fork Frame, 2500 kg, QT	7435217-BCT	X			1175	2500	-	100	236	No	Standard	0.25 h	
Fixed Pallet Fork Frame, 2500 kg, MT	7435218-BCT		X		1175	2500	-	100	216	No	Standard	0.25 h	
1 Fixed Pallet Fork Frame, Severe Duty, BT	7294332.T			X	1308	2500	-	100	212	No	Standard	0.25 h	
Fixed Pallet Fork Frame, w/ Side Shift, 2500 kg, BT	7435219			X	1200	2400	-	100	350	No	Standard	0.5 h	
Fixed Pallet Fork Frame, w/ Side Shift, 2500 kg, QT	7455259	X			1200	2500	-	100	362	No	Standard	0.5 h	
2 Pallet Fork Teeth, 122 cm, Severe Duty, Class 2 (Set of 2), BT	6541518			X	-	-	1219	100	109	No	Standard	0.25 h	
Pallet Fork Teeth 1 m (Set of 2) QT & MT	7436096	X	X		-	-	1000	100	90	No	Standard	0.25 h	
Pallet Fork Teeth 1.2 m (Set of 2) QT & MT	7436095	X	X		-	-	1200	100	103	No	Standard	0.25 h	
Rigid Pallet Fork & Frame, QT	7204268	X			1220	4300	1200	100	300	No	Standard	None	
Rigid Pallet Fork & Frame, QT, w/ Backrest	7204269	X			1257	4000	1200	100	325	No	Standard	None	
Rigid Pallet Fork & Frame, QT, w/ Side Shift	7204270	X			1220	3500	1200	100	380	No	Standard	None	
1 Rigid Pallet Fork & Frame, QT, w/ Backrest, w/ Side Shift	7204271	X			1257	3500	1200	100	405	No	Standard	None	
2 Rigid Pallet Fork & Frame, MT	7204527		X		1220	4000	1200	100	271	No	Standard	None	
Rigid Pallet Fork & Frame, MT, w/ Backrest	7204528		X		1257	4000	1200	100	295	No	Standard	None	
Rigid Pallet Fork & Frame, MT, w/ Side Shift	7204529		X		1220	3500	1200	100	351	No	Standard	None	
Rigid Pallet Fork & Frame, MT, w/ Backrest, w/ Side Shift	7204530		X		1257	3500	1200	100	376	No	Standard	None	



PALLET FORK, FLOATING



Rigid pallet forks with Side Shift and Backrest

COMPATIBILITY CHARTS

Description	Part Number	Telehandlers									
		TL25.60	TL30.60/ TL30.70	TL34.65HF	TL35.70/ TL38.70HF	TL43.80HF	T35.105L	T36.120SL	T41.140SLP	T40.180SLP	
Fixed Pallet Fork & Frame, 2500 kg, QT	7435217-BCT	X									
Fixed Pallet Fork & Frame, 2500 kg, MT	7435218-BCT	X									
1 Pallet Fork Frame, Severe Duty, BT	7294332.T	X									
Fixed Pallet Fork & Frame, w/ Side Shift, 2500 kg, BT	7435219	X*									
Fixed Pallet Fork & Frame, w/ Side Shift, 2500 kg, QT	7455259	X*									
2 Pallet Fork Teeth, 122 cm, Severe Duty, Class 2 (Set of 2), BT	6541518	X									
2 Pallet Fork Teeth 1 m (Set of 2) QT & MT	7436096	X									
Pallet Fork Teeth 1.2 m (Set of 2) QT & MT	7436095	X									
Rigid Pallet Fork & Frame, QT	7204268		X	X	X	X	X	X	X	X	
Rigid Pallet Fork & Frame, QT, w/ Backrest	7204269		X	X	X	X	X	X	X	X	X
Rigid Pallet Fork & Frame, QT, w/ Side Shift	7204270		X	X	X	X					
1 Rigid Pallet Fork & Frame, QT, w/ Backrest, w/ Side Shift	7204271		X	X	X	X					
2 Rigid Pallet Fork & Frame, MT	7204527		X	X	X	X	X	X	X	X	
Rigid Pallet Fork & Frame, MT, w/ Backrest	7204528		X	X	X	X	X	X	X	X	X
Rigid Pallet Fork & Frame, MT, w/ Side Shift	7204529		X	X	X	X					
Rigid Pallet Fork & Frame, MT, w/ Backrest, w/ Side Shift	7204530		X	X	X	X					


* Machine must have front hydraulic auxiliary

OPTIONS / ACCESSORIES

Description	Pallet Fork Frame SD BT	Fixed Pallet Fork & Frame, w/ SS	Rigid Pallet Fork & Frame QT				Rigid Pallet Fork & Frame MT				
			7294332.T	7435219	7455259	7204268	7204269	7204270	7204271	7204528	7204530
Brick-Guard Center	7306978	7306978									
Brick-Guard Extension	7306981	7306981									
Rigid Fork Frame FEM III					7194863	7194863	7194863	7194863	7194863	7194863	
Rigid Side Shift Carriage, 200 mm, Class III					7194870	7194870	7194870	7194870	7194870	7194870	
Rigid Side Shift Carriage, 200 mm, FEM II			7455268	7455268							
Rigid Bale Spike Class III (1 piece)					7194871	7194871	7194871	7194871	7194871	7194871	
Rigid Backrest Class II and III **							7202274	7202274	7202274	7202274	

** To be ordered through Bobcat Parts

Requirements	Features & Benefits
	<ul style="list-style-type: none"> Floating forks are free to swing while remaining level with the ground. Simplifies getting the fork tines into the pallet openings without having to adjust the tilt angle and height as much as with fixed forks. Comes as standard with forks and backrest (except for forks with JCB coupling).



1 Mounting Frame

2 Forks

Floating Pallet Fork: No special requirement.

Description: Use this versatile attachment to lift, carry, stack or place all types of pallet materials even on rough and uneven surfaces in construction sites, municipal projects, industrial areas and farms. Floating forks are free to swing while always remaining level with the ground, to avoid load spillage. Bobcat also offers you the choice of two frame widths – 1.0 m or 1.5 m – to suit your needs.

TECHNICAL SPECIFICATIONS

Description	Part Number	Coupling System				Frame Width (mm)	Capacity (kg)	Fork Length (mm)	Fork Width (mm)	Weight (kg)
		QT	MT	BT	JCB					
1 Pallet Frame, Floating /1.2 m wide/BT/Class II	7140717			X		1270	2722	1219	100	223
2 Pallet Forks, Floating /BT (pair of two)	6810302			X		-	-	1219	100	117
1 Pallet Forks, Floating /1.0 m wide/Forks included/QT/Class III	7361568	X				1050	4300	1200	100	254
1 Pallet Forks, Floating /1.5 m wide/Forks included/QT/Class III	7361564	X				1500	4300	1200	100	273
1 + 2 Pallet Forks, Floating /1.0 m wide/Forks included/MT/Class III	7367561		X			1050	4300	1200	100	248
2 Pallet Forks, Floating /1.5 m wide/Forks included/MT/Class III	7367562		X			1500	4300	1200	100	268
Floating Pallet Forks, 1.33 m, JCB Q-fit	7342200				X	1330	4300	1200	100	150

COMPATIBILITY CHARTS

Description	Part Number	Telehandlers									
		TL25.60	TL30.60/ TL30.70	TL30.70	TL34.65HF	TL35.70/ TL38.70HF	TL43.80HF	T35.105L	T36.120SL	T41.140SLP	T40.180SLP
1 Pallet Frame, Floating /1.2 m wide/BT/Class II	7140717	X	X	X	X	X	X	X	X	X	X
2 Pallet Forks, Floating /BT (pair of two)	6810302	X									
1 Pallet Forks, Floating /1.0 m wide/Forks included/QT/Class III	7361568	X	X	X	X	X	X	X	X	X	X
1 Pallet Forks, Floating /1.5 m wide/Forks included/QT/Class III	7361564	X	X	X	X	X	X	X	X	X	X
1 + 2 Pallet Forks, Floating /1.0 m wide/Forks included/MT/Class III	7367561	X	X	X	X	X	X	X	X	X	X
2 Pallet Forks, Floating /1.5 m wide/Forks included/MT/Class III	7367562			X		X	X	X	X	X	X
Floating Pallet Forks, 1.33 m, JCB Q-fit	7342200	X									

PALLET FORKS, HYDRAULIC

Requirements

Features & Benefits

Pallet Forks Hydraulic: Includes Back Frame and 2 hydraulically adjustable teeth. Machine must have front hydraulic auxiliary.

- Large, square holes in back screen provide excellent fork/load visibility.
- Screen made from durable, heavy gauge steel for long life.
- Hydraulic Pallet Fork Positioner Attachment is available for easier handling of varying pallet sizes without leaving the operator's seat.

Description: Ideal to handle any kind of bulky or bagged material from fertiliser to seed and animal feed. Especially handy when working in tight areas or along narrow aisles.

TECHNICAL SPECIFICATIONS								
Description	Part Number	Coupling System	Fork Length (cm)	Fork Width (mm)	Frame Weight (kg)	Control Kit Required	Working Flow	First Use Installation Time
Pallet Fork Frame, Hydraulic, 122 cm, BT	6905425	BT	122	100	35	No	Standard	None

COMPATIBILITY CHARTS										
Description	Part Number	Telehandlers								
		TL25.60	TL30.60/ TL30.70	TL34.65HF	TL35.70/ TL38.70HF	TL43.80HF	T35.105L	T36.120SL	T41.140SLP	T40.180SLP
Pallet Fork Frame, Hydraulic, 122 cm, BT	6905425	X								

PRESSURE WASHER

Requirements

Features & Benefits

Pressure Washer: Telehandler must be equipped with an Attachment Control and an ACD Key Pad as factory option. Machine must also have front hydraulic auxiliary.

- Plug & Play enables the operator to connect the attachments to the machine within seconds.
- Compact design for working in tight spaces and ease of transport.
- Hydraulically adjustable front sprayer helps to adapt to all street conditions.
- Floating front wheel allows the Pressure Washer to work smoothly and faster.
- High Pressure Pump - No rotating parts makes it durable and low maintenance.
- Washing handgun with 20 meters hose reel.
- Dustfree cleaning before laying bituminous material.

Description: The Bobcat Pressure Washer is a versatile attachment that can be used to clean and sanitize streets, remove graffiti and even for railroad, bridge or tunnel maintenance. It's dustfree design enables the attachment to be used when laying asphalt, providing a clean surface for bituminous material laying. Designed to spray high pressured water on roads or any kind of surface that needs to be cleaned. Washing handgun with 20 meters hose reel makes cleaning effective and easy.


TECHNICAL SPECIFICATIONS												
Description	Part Number	Coupling System	Sprayer Width (mm)	Max. Water Pressure (bar)	Max. Water (l/min)	Water Tank Capacity (l)	Degree of Sprayer Angle	Operating Weight (kg)	Shipping Weight (kg)	Control Kit Required	Working Flow	First Use Installation Time
Pressure Washer KC19-250L, BT	7418715	BT	1650	250	30	810	± 20° (hydr. cyl.)	1071	261	Yes	Standard	None


COMPATIBILITY CHARTS										
Description	Part Number	Telehandlers								
		TL25.60	TL30.60/ TL30.70	TL34.65HF	TL35.70/ TL38.70HF	TL43.80HF	T35.105L	T36.120SL	T41.140SLP	T40.180SLP
Pressure Washer KC19-250L, BT	7418715	X								

OPTIONS / ACCESSORIES						
Description	Part Number	Max. Pressure Output (bar)	Sand Consumption (kg/h)	Sand Grain Size (mm)	Weight (kg)	First Use Installation Time
Sand blasting kit	7423360	200	200 - 450	0.2 - 1.4	6	None

SALT & SAND SPREADER

SNOW BLADE





Requirements

Features & Benefits

- Ideal to spread salt and sand but also fertilizers and seeds to work all year round.
- Three gates allow you spread up to 180° and up to 8 m wide.
- Self-loading from a stockpile like a normal bucket with a capacity of 0.33 m³.
- An agitator is located in the hopper to facilitate the flow of caked material.
- Large chunks of sand and salt are filtered through the screen at the top of the hopper for even, consistent flow.
- A cab control allows you to regulate the spinner wheel rpm directly from the operator's seat.


Salt & Sand Spreader: Machine must have front hydraulic auxiliary. It is recommended to use a port relief valve 7502313 **.


Description: Ideal for spreading in confined areas such as parking lots and pedestrian zones where larger equipment cannot be used. Also excellent for spreading fertiliser and seed.

TECHNICAL SPECIFICATIONS												
Description	Part Number	Coupling System	Width (cm)	Hopper Capacity Struck (m³)	Hopper Capacity Heaped (m³)	Spreading Pattern	Spinner Wheel Diameter (cm)	Weight (kg)	Control Kit Required	Working Flow	First Use Installation Time	
Salt & Sand Spreader, HS8, BT	7157284	BT	138	0.27	0.33	5.6 m @ 1500 rpm 6.8 m @ 2000 rpm 8.2 m @ 2500 rpm	45	198	No	Standard	None	

COMPATIBILITY CHARTS											
Description	Part Number	Telehandlers									
		TL25.60	TL30.60/ TL30.70	TL34.65HF	TL35.70/ TL38.70HF	TL43.80HF	T35.105L	T36.120SL	T41.140SLP	T40.180SLP	
Salt & Sand Spreader, HS8, BT	7157284	X									

OPTIONS / ACCESSORIES	
Description	Part Number
Sidewalk Kit for Spreader, HS8 • Limits the spread pattern to a width of 73 cm or 94 cm, depending on the mounting location used **	7157412





Requirements

Features & Benefits

- Snow blades angle 30 degrees to either side, using powerful hydraulic cylinders, to help move snow where you want it.
- The blade angle is adjusted from the cab using fingertip controls.
- Moldboard has spring trip for component protection in case of hitting a side walk or large stone.
- Adjustable depth shoes are standard equipment.
- High visibility masts provided to locate blade corners for better visibility of the blade position.
- Strong, high-carbon steel cutting edge for long life.
- Optional rubber cutting edge to protect pavement surfaces available through Bobcat Parts for 5- to 8-foot models.
- Optional end wing kit turns Bobcat snow blades into snow pushers (end wing kit available for 7-foot and 8-foot models only).
- Quick loader hook-up with the exclusive Bob-Tach™ mounting system.

Snow Blade: Included hydraulic angle. Machine must have front hydraulic auxiliary.

Description: An excellent way to quickly remove light or moderate snow from sidewalks and driveways. Moldboard angles right or left up to 30°. High visibility masts help locate blade corners.


TECHNICAL SPECIFICATIONS													
Description	Part Number	Coupling System	Width (cm)	Working Width (fully angled) (cm)	Cutting Edge (mm)	Cylinders	Trip Springs	Optional Rubber Cutting Edge (mm)	Weight (kg)	Control Kit Required	Working Flow	First Use Installation Time	
Snow Blade, HD, 244 cm, BT	7207862	BT	244	211	9.5 x 152.4	1	4	25.4 x 152.4	393	No	Standard	0.25 h	
Snow Blade, HD, 274 cm, BT	7207863	BT	274	237	12.7 x 152.4	1	4	25.4 x 152.4	430	No	Standard	0.25 h	


COMPATIBILITY CHARTS											
Description	Part Number	Telehandlers									
		TL25.60	TL30.60/ TL30.70	TL34.65HF	TL35.70/ TL38.70HF	TL43.80HF	T35.105L	T36.120SL	T41.140SLP	T40.180SLP	
Snow Blade, HD, 244 cm, BT	7207862	X									
Snow Blade, HD, 274 cm, BT	7207863	X									

OPTIONS / ACCESSORIES		
Description	Snow Blade HD 244 cm	Snow Blade HD 274 cm
Replacement Cutting Edge **	7161165	7160646
Wear Edge Kit, Rubber **	6905401	7169615
Wear Edge Kit, Poly **	7169617	7169618
QT/BT Adapter *	6812846	6812846

* from S/N 004902300 & above

SNOW PUSHER





Snow Pusher: No special requirement.

Requirements

Features & Benefits

- The open bottom and wide body deliver pure pushing power, for max. snow removal speed and efficiency.
- Collect and push snow with ease and speed.
- Flotation and oscillation of the moldboard keep the snow pusher in contact with the ground without damaging equipment or property, allowing for snow removal over decorative and uneven surfaces.
- When removing snow on flat surfaces, or when clearing hard packed snow, the floatation feature can be locked into a rigid position.
- The cutting edge rear support provides added strength to the moldboard.
- Exterior gusseting reduces snow build up inside the boxed blade.
- It is ideal for clearing parking lots, driveways and building sites.

Description: Push snow with speed and efficiency from parking lots, driveways and building sites using the Bobcat Snow Pusher attachment. Available in 2.44 m and 3 m widths size matched to your telehandler and job.


TECHNICAL SPECIFICATIONS											
Description	Part Number	Coupling System	Width (cm)	Cutting Edge (mm)	Skid Shoes (mm)	Vertical Float (mm)	Tilt (°)	Oscillation ± (°)	Weight (kg)	Control Kit Required	First Use Installation Time
Snow Pusher, 239 cm, BT	7113767	BT	239	38.1 × 203.2	19.1 × 127	58.4	12	4.5	509	No	None
Snow Pusher, 305 cm, BT	7116164	BT	305	38.1 × 203.2	19.1 × 127	58.4	12	4.5	570	No	None


COMPATIBILITY CHARTS											
Description	Part Number	Telehandlers									
		TL25.60	TL30.60/ TL30.70	TL34.65HF	TL35.70/ TL38.70HF	TL43.80HF	T35.105L	T36.120SL	T41.140SLP	T40.180SLP	
Snow Pusher, 239 cm, BT	7113767	X									
Snow Pusher, 305 cm, BT	7116164	X									

OPTIONS / ACCESSORIES	
Description	Part Number
QT/BT Adapter *	6812846

* from S/N 004902300 & above

SNOW V-BLADE





Snow V-Blade: Telehandler must be equipped with an Attachment Control and an ACD Key Pad as factory option. When used on a telehandler equipped with a 14-Pin Attachment Control Kit, a 14-Pin Attachment T-Harness Kit is required. Machine must have front hydraulic auxiliary.

Requirements

Features & Benefits

- V-Blade: clear a path through deep snow.
- Straight Blade: pile large amounts of snow.
- Scoop Blade: scoop, push or pile snow.
- 30° Left or Right Angle Blade: continuously push snow to either side of the loader.
- Fingertip adjustments of V-blade's five configurations.
- Multi-position frame allows blade to be raised or lowered to desired working height.
- Domed, adjustable skid shoes and trip springs provide operator and component protection.
- Optional rubber cutting edge kits available.

Description: This versatile, hydraulically operated attachment offers five different blade configurations to help operators move snow fast. The blade has on-the-go fingertip control and angles 30° right or left to continuously push snow to either side of the loader, straight or scoop configuration to push large amounts of snow, or v-configuration to plow through the deepest snow.



TECHNICAL SPECIFICATIONS											
Description	Part Number	Coupling System	Width (cm)	Working Width (Scoop Blade) (cm)	Working Width (Angled 30°) (cm)	Working Width (V-Blade) (cm)	Oscillation (with Flotation Kit) ± (°)	Weight (kg)	Control Kit Required	Working Flow	First Use Installation Time
Snow V-Blade, 213 cm, BT	6598577	BT	213	188	190	190	10	385	Yes	Standard	None
Snow V-Blade, 244 cm, BT	6958578	BT	244	213	215	217	10	406	Yes	Standard	None
Snow V-Blade, 274 cm, BT	6958579	BT	274	241	241	244	10	425	Yes	Standard	None

COMPATIBILITY CHARTS											
Description	Part Number	Telehandlers									
		TL25.60	TL30.60/ TL30.70	TL34.65HF	TL35.70/ TL38.70HF	TL43.80HF	T35.105L	T36.120SL	T41.140SLP	T40.180SLP	
Snow V-Blade, 213 cm, BT	6598577	X									
Snow V-Blade, 244 cm, BT	6958578	X									
Snow V-Blade, 274 cm, BT	6958579	X									

OPTIONS / ACCESSORIES	
Description	Part Number
Rubber Cutting Edge Kit, 213 cm (Includes hardware) **	6958666
Rubber Cutting Edge Kit, 244 cm (Includes hardware) **	6958667
Rubber Cutting Edge Kit, 274 cm (Includes hardware) **	6958668
QT/BT Adapter *	6812846

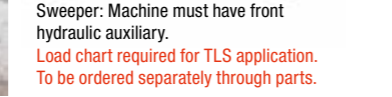
* from S/N 004902300 & above

SWEEPER



Requirements			Features & Benefits	
--------------	--	--	---------------------	--

QT/BT Adapter	Sweeper	Load Chart
1	2	3



Sweeper: Machine must have front hydraulic auxiliary.
 Load chart required for TLS application. To be ordered separately through parts.

- Cleans in forward or reverse.
- Wear compensation for increased bristle life by patented height adjustment system.
- Reversible cutting edge and side protection as standard ensures long product life.
- Standard cutting edge of the sweeper can be used to scrape packed material.
- Motor drain line.
- Equipped with new heavy duty bristles.
- Optional steel and polyurethane mix bristles.
- Optional gutter brush can be installed to increase versatility and increase sweeping width.

Description: The Bobcat sweeper can sweep and collect dirt or other debris in both forward and reverse. This attachment is perfect for cleaning parking lots, sidewalks, docks, and warehouses. New features like patented height adjustment placed on the top of the sweeper, double axis floating gutter brush guarantee an ease of operation while getting the job done.

TECHNICAL SPECIFICATIONS

Description	Part Number	Sweeping Width (cm)	Bucket Capacity (m³)	Brush Diameter (mm)	Bristle Material	Number of Sections	Max. Flow Range (l/min)	Weight (kg)	Control Kit Required
Sweeper, 185 cm	7439856	185	0.45	550	PP *	43	60 - 115	467	No
Sweeper, 185 cm - Steel/PP *	7439856.SP	185	0.45	550	Steel/PP *	43	60 - 115	467	No
Sweeper, 215 cm	7439857	215	0.52	550	PP *	48	60 - 115	527	No
Sweeper, 215 cm - Steel/PP *	7439857.SP	215	0.52	550	Steel/PP *	48	60 - 115	527	No

* Polypropylene

COMPATIBILITY CHARTS

Description	Part Number	Telehandlers									
		TL25.60	TL30.60/TL30.70	TL34.85HF	TL35.70/TL38.70HF	TL43.80HF	T35.105L	T36.120SL	T41.140SLP	T40.180SLP	
1 QT/BT Adapter Required	6812846		X	X	X	X					
2 Sweeper, 185 cm	7439856	X	X								
	7439856.SP	X	X								
Sweeper, 215 cm	7439857	X	X	X	X	X					
	7439857.SP	X	X	X	X	X					
3 Load chart (see load chart matrix below)											

LOAD CHART MATRIX

Description	Part Number	Telehandlers									
		TL25.60	TL30.60	TL30.70	TL34.85HF	TL35.70/TL38.70HF	TL43.80HF	T35.105L	T36.120SL	T41.140SLP	T40.180SLP
Sweeper, 185 cm	7439856	7494802 ¹	7453629	7453630							
Sweeper, 185 cm - Steel/PP	7439856.SP	7494802 ¹	7453629	7453630							
Sweeper, 215 cm	7439857	7494802 ¹	7453629	7453630	7453631	7453632	7453633				
Sweeper, 215 cm - Steel/PP	7439857.SP	7494802 ¹	7453629	7453630	7453631	7453632	7453633				

¹Coming standard with TL25.60 machines

OPTIONS / ACCESSORIES

Description	Part Number	Weight (kg)	First Use Installation Time
Gutter Brush Right Side	7440928	50	15 min
Gutter Brush Left Side	7441403	50	15 min

OPTIONS / ACCESSORIES COMPATIBILITY

Description	Sweeper		Pictures
	185 cm	215 cm	
	7439856	7439857	
Gutter Brush Right Side	7440928	7440928	
	7439856.SP	7439857.SP	
Gutter Brush Left Side	7441403	7441403	

LOAD CHART MANDATORY FOR TLS APPLICATION. TO BE ORDERED SEPARATELY THROUGH PARTS

THE BEST SWEEP PERFORMANCE IS ACHIEVED WITH THE SWEEPER WIDER THAN THE CARRIER

SWEEPER, HD OPEN FRAME



Requirements	Features & Benefits
--------------	---------------------



Sweeper: Machine must have front hydraulic auxiliary.

- Cleans in forward or reverse.
- Heavy duty polyurethane bristles guarantee long product life.
- Standard cutting edge of the sweeper can be used to scrape packed material.
- Cutting edge and side protection as standard ensures long product life.
- Wear compensation for increased bristle life by height adjustment system.
- Well protected hydraulic motor with pressure relief valve.
- Optional gutter brush can be installed to increase versatility and increase sweeping width.

Description: The Bobcat open design sweeper can sweep and collect dirt or other debris in heavy duty applications. The brush is mounted in front of the collection bucket, allowing cleaning in tight industrial places, while guaranteeing the best weight distribution. Vertically angling the sweeper and reversing the flow can be used for material removal without collection in the bucket. This attachment is perfect for cleaning up asphalt and farm grindings. Double axis floating gutter brush guarantee an ease of operation while getting the job done.

TECHNICAL SPECIFICATIONS

Description	Part Number	Coupling System	Sweeping Width (cm)	Bucket Capacity (m³)	Brush Diameter (mm)	Bristle Material	Number of Sections	Flow Range (l/min)	Weight (kg)	Control Kit Required
HD Open Frame Sweeper, 180 cm, BT	7457918	BT	180	0.195	600	PP *	42 / 39	40 - 50	546	No

COMPATIBILITY CHARTS

Description	Part Number	Telehandlers									
		TL25.60	TL30.60/ TL30.70	TL34.65HF	TL35.70/ TL38.70HF	TL43.80HF	T35.105L	T36.120SL	T41.140SLP	T40.180SLP	
HD Open Frame Sweeper, 180 cm, BT	7457918	X									

LOAD CHART MATRIX

Description	Telehandlers									
	TL25.60	TL30.60	TL30.70	TL34.65HF	TL35.70/ TL38.70HF	TL43.80HF	T35.105L	T36.120SL	T41.140SLP	T40.180SLP
HD Open Frame Sweeper	7494802									

OPTIONS / ACCESSORIES

Description	Part Number	Weight (kg)	First Use Installation Time
Gutter Brush Right Side for HD Open Frame Sweeper 180 cm	7465814	30	30 min
Gutter Brush Left Side for HD Open Frame Sweeper	7461926	30	30 min

OPTIONS / ACCESSORIES COMPATIBILITY

Description	Sweeper 180 cm	Pictures
	7457918	
Gutter Brush Right Side	7465814	
Gutter Brush Left Side	7461926	

SWEEPER, MULTIPURPOSE

Requirements			Features & Benefits
QT Adapter Frame	Sweeper	Load Chart	
1	2	3	
			<ul style="list-style-type: none"> Hydraulic motor with direct drive. Adjustable heavy duty polyurethane bristles guarantee long product life. Front hopper opening hydraulically from cab. All models manually rotatable +/-20° and hopper lockable in open position. Supported by 3 pivoting wheels. Self-leveling system with indicators. Carrier interface adapter easily replaceable with dedicated couplers. Mechanical fuse to protect carrier in case of obstacle. Optional gutter brush can be installed to increase versatility and increase sweeping width.

Description: The Bobcat multipurpose sweeper can sweep and collect dirt or other debris. Floating parallelogram self-levelling system guarantee an ease of operation while getting the job done. Angling the sweeper and reversing the flow allows for material removal without collection on the hopper. Multiple interface adapter easily interchangeable for each carrier. This attachment is perfect for cleaning parking lots, roads, docks, and warehouses.

TECHNICAL SPECIFICATIONS									
Description	Part Number	Sweeping Width (straight/angled) (cm)	Bucket Capacity (m³)	Brush Diameter (mm)	Bristle Material	Number of Sections	Flow Range (l/min)	Weight (kg)	Control Kit Required
Multipurpose Sweeper, 200 cm	7457928	200 / 188	0.16	600	PP*	35 + 2	40 - 50	625	No
Multipurpose Sweeper, 230 cm	7457929	230 / 216	0.19	600	PP*	44 + 2	40 - 50	660	No
Multipurpose Sweeper, 260 cm	7457930	260 / 244	0.21	600	PP*	50 + 2	40 - 50	695	No

* Polypropylene

COMPATIBILITY CHARTS										
Description	Part Number	Telehandlers								
		TL25.60	TL30.60/TL30.70	TL34.65HF	TL35.70/TL38.70HF	TL43.80HF	T35.105L	T36.120SL	T41.140SLP	T40.180SLP
1 Adapter Frame BT for Multipurpose Sweeper 200 - 230 cm	7468000	X								
QT Adapter frame required	7468002	X	X	X	X	X	X	X	X	X
Multipurpose Sweeper, 200 cm	7457928	X	X							
2 Multipurpose Sweeper, 230 cm	7457929	X	X	X	X	X	X	X	X	X
Multipurpose Sweeper, 260 cm	7457930		X	X	X	X	X	X	X	X
3 Load chart (see load chart matrix below)										

LOAD CHART MATRIX										
Description	Telehandlers									
	TL25.60	TL30.60	TL30.70	TL34.65HF	TL35.70/TL38.70HF	TL43.80HF	T35.105L	T36.120SL	T41.140SLP	T40.180SLP
Multipurpose Sweeper, 200 cm	7494802 ¹	7480679	7480680							
Multipurpose Sweeper, 230 cm	7494802 ¹	7480679	7480680	7480681	7480682	7480683	7480685	7480686	7480690	7480691
Multipurpose Sweeper, 260 cm	7494802 ¹	7480679	7480680	7480681	7480682	7480683	7480685	7480686	7480690	7480691

¹Coming standard with TL25.60 machines

OPTIONS / ACCESSORIES			
Description	Part Number	Weight (kg)	First Use Installation Time
Gutter Brush Right Side for Multipurpose Sweepers 200 cm - 260 cm	7468291	40	30 min
Gutter Brush Left Side for Multipurpose Sweepers 200 cm - 260 cm	7468292	40	30 min

OPTIONS / ACCESSORIES COMPATIBILITY				
Description	Sweeper 200 cm	Sweeper 230 cm	Sweeper 260 cm	Pictures
	7457928	7457929	7457930	
Gutter Brush Right Side	7440928	7440928	7440928	
Gutter Brush Left Side	7441403	7441403	7441403	

FOR BETTER PERFORMANCE, LONG BRISTLE LIFE, AND LOW FUEL CONSUMPTION, SEE THE OPERATOR'S MANUAL FOR RECOMMENDED SETTINGS

THE BEST SWEEP PERFORMANCE IS ACHIEVED WITH THE SWEEPER WIDER THAN THE CARRIER, ALSO WHEN THE SWEEPER IS ANGLED, AND AT 6 KM/H TRAVEL SPEED

LOAD CHART MANDATORY FOR TLS APPLICATION. TO BE ORDERED SEPARATELY THROUGH PARTS

TILLER

TRENCHER

Requirements

Features & Benefits

- Bidirectional rotation allows both top-cutting and undercutting in either travel direction.
- Offset mounting permits tilling next to sidewalks, curbs and buildings.
- Hydraulically powered; no shear pins to maintain.
- Hardened, double-edge, replaceable tines.
- Exclusive Bob-Tach™ mounting system permits quick hookup to loader.
- Forward/reverse travel direction.

Tiller: Machine must have front hydraulic auxiliary.

Description: A great landscaping attachment. It quickly breaks up ground and mixes compost and other materials into the soil. Offset mounting permits tilling next to sidewalks, curbs and buildings.



Requirements

Features & Benefits

Loader Frame	Trencher with HD Chain 150 mm	Optional Chain sizes
1	2	3

- Robust, spring-loaded crumpler that maintains constant contact with the trench floor.
- Powerful planetary drive resulting in high torque and high-power output.
- Adjustable skid foot features up to 4 preset digging depths.
- Mechanical side-shift feature allows digging close to permanent structures.
- Possible to remove the auger to get even closer.
- No greasing required featuring sealed and self-lubricating components
- 3 years warranty on gearbox and 2 years warranty on motor.

Description: The new trencher design guarantees a perfectly consistent digging depth for uniform pipe and cable installation while efficiently crumbling the spoil for easy compaction and a stable foundation. Digging depth from 45cm to 1.5m.

TECHNICAL SPECIFICATIONS											
Description	Part Number	Coupling System	Width (cm)	Digging Depth (cm)	Required Hydraulic Flow (l/min)	Number of Tines	Travel Direction	Weight (kg)	Control Kit Required	Working Flow	First Use Installation Time
Tiller, 193 cm, BT	7102125	BT	193	15.2	64 - 140	44	Forward/Reverse	361	No	Standard	None

TECHNICAL SPECIFICATIONS										
Description	Part Number	Flow (l/min)	Digging Depth (mm)	Trench width * (mm)	Boom Length (mm)	Max. Operating Pressure (bar)	Weight (kg)	Control Kit Required	Working Flow	First Use Installation Time
Trencher LT90	46931817	38-90	450-900	100-150-200	1050	240	218	No	Std	0.5 h
Trencher LT90 HD	46931818	50-95	600-900	100-150-200	1050	240	282	No	Std	0.5 h
Trencher LT120	46931819	60-115	600-1200	150-200-250-300	1600	240	445	No	Std	0.5 h

* all models of Trenchers come with 150mm HD Chain as standard, with other sizes available as additional option.

COMPATIBILITY CHARTS											
Description	Part Number	Telehandlers									
		TL25.60	TL30.60/TL30.70	TL34.65HF	TL35.70/TL38.70HF	TL43.80HF	T35.105L	T36.120SL	T41.140SLP	T40.180SLP	
Tiller, 193 cm, BT	7102125	X									

COMPATIBILITY CHARTS										
Description	Part Number	Telehandlers								
		TL25.60	TL30.60/TL30.70	TL34.65HF	TL35.70/TL38.70HF	TL43.80HF	T35.105L	T36.120SL	T41.140SLP	T40.180SLP
1 Standard Bob-tach Frame	46961690	X								
Trencher LT90	46931817	X								
2 Trencher LT90 HD	46931818	X								
Trencher LT120	46931819	X								

OPTIONS / ACCESSORIES	
Description	Part Number
QT/BT Adapter *	6812846
Bottom Skid **	7280548

* from S/N 004902300 & above

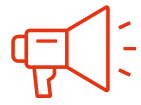
** To be ordered through Bobcat Parts

** To be ordered through Bobcat Parts

COMPATIBILITY CHARTS

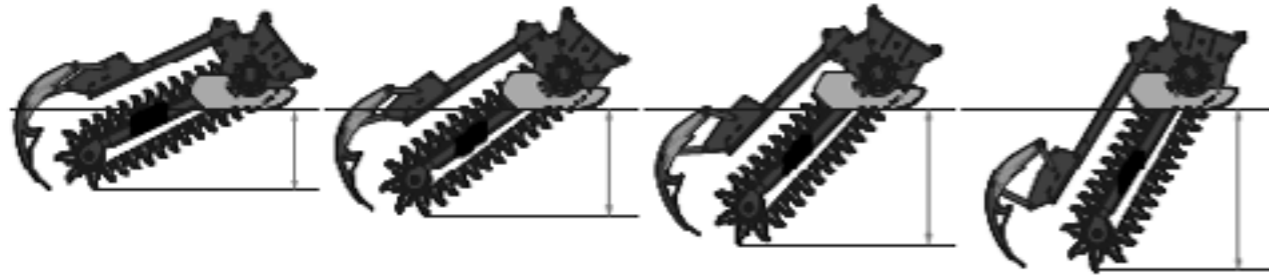
Description	Part Number	LT90	LT90 HD	LT120
HD Chain, 100mm, LT90, LT90 HD	46968597	X	X	
HD Chain, 200mm, LT90, LT90 HD	46968599	X	X	
HD Chain, 200mm, LT120, LT120 HD	46968601			X
4 HD Chain, 250mm, LT120, LT120 HD	46968602			X
RC Chain, 150mm, LT90, LT90 HD	46980442	X	X	
RC Chain, 150mm, LT120, LT120 HD	46980443			X
RC Chain, 300mm, LT120, LT120 HD	46980444			X

Compatibility of trencher chains are dependent on selection of trencher model.



TO GUARANTEE OPTIMAL PERFORMANCE, OPTIONAL CHAINS ARE PAIRED WITH A SCRAPER SHOE THAT PERFECTLY MATCHES THE CHAIN WIDTH, ENSURING A CLEAN AND EFFICIENT TRENCH EVERY TIME.

Adjustable skid foot features up to 4 preset digging depths:



HD Chains



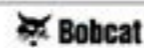
RC Chains



2 YEAR
MOTOR
WARRANTY



3 YEAR
GEARBOX
WARRANTY



WINCH

WINCH, JIB

	Requirements	Features & Benefits
--	--------------	---------------------



Winch: Winch detection kit required (7453908)

- Hydraulic ascent and descent limit stops
- Homologated hook included
- Horizontality indicator
- Cable pressing roller
- Metal pedestal as standard for easy storage

Description: Turn your telehandler into a crane by choosing our Bobcat hydraulic winch to raise and lower loads without moving the boom. Their engineering design guarantees maximum performance while also giving you a smooth operation.

TECHNICAL SPECIFICATIONS

Description	Part Number	Coupling System	Reach (mm)	Rope Diameter (mm)	Maximum Lifting Height (mm)	Capacity (kg)	Weight (kg)	First Use Installation Time
Winch 3500 kg QT	7441100	QT	700	10		3500	480	None

COMPATIBILITY CHARTS

Description	Part Number	Telehandlers								
		TL25.60	TL30.60/ TL30.70	TL34.65HF	TL35.70/ TL38.70HF	TL43.80HF	T35.105L	T36.120SL	T41.140SLP	T40.180SLP
Winch 3500 kg QT	7441100								X*	X*

* for T41.140 and T40.180 - Winch ready option is necessary

	Requirements	Features & Benefits
--	--------------	---------------------



Winch: Winch detection kit required (7453908)

- Equipped with a front leg as standard for easy storage
- Built-in hydraulic winch
- Cable pressing roller
- Horizontality indicator
- Hydraulic ascent and descent limit stops

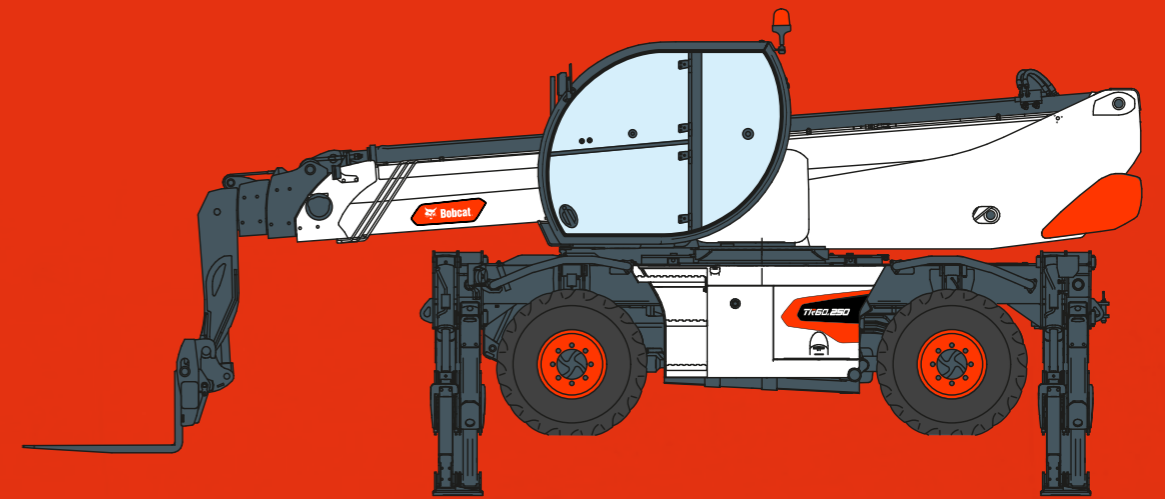
Description: Use a handy jib to position loads in places that would otherwise be difficult to access. The jib winch allows you to handle material over roofs and obstacles, or in areas below ground level.

TECHNICAL SPECIFICATIONS

Description	Part Number	Coupling System	Reach (mm)	Rope Diameter (mm)	Maximum Lifting Height (mm)	Capacity (kg)	Weight (kg)	First Use Installation Time
Jib, Winch 2m 1500 kg QT	7441101	QT	2000	10		1500	435	None

COMPATIBILITY CHARTS

Description	Part Number	Telehandlers								
		TL25.60	TL30.60/ TL30.70	TL34.65HF	TL35.70/ TL38.70HF	TL43.80HF	T35.105L	T36.120SL	T41.140SLP	T40.180SLP
Jib, Winch 2m 1500 kg QT	7441101								X	X



ROTARY TELEHANDLERS

BUCKET, GENERAL PURPOSE



Requirements	Features & Benefits
--------------	---------------------



- Good cutting edge visibility.
- Excellent bucket breakout force for better digging and easier bucket filling.

General Purpose Bucket: No special requirement.

Description: The general purpose bucket is suitable for loading and handling various light weight materials such as aggregates, sand, gravel, mulch, snow and grain.

TECHNICAL SPECIFICATIONS

Description	Part Number	Width (mm)	Capacity (l)	Weight (kg)
General Purpose Bucket, 2450 mm, 1000 L	7421759	2450	1000	435

COMPATIBILITY CHARTS

Description	Part Number	TR50.180	TR50.210	TR50.250	TR60.220	TR60.260	TR60.310	TR80.270	TR80.350	TR80.390
		General Purpose Bucket, 2450 mm, 1000 L	7421759	X	X	X	X	X	X	X

BUCKET, WASTE

CONCRETE BASKET

Requirements

Features & Benefits



Waste Bucket: No special requirement.

- Designed for loading, carrying or sorting aggregates around the jobsite.
- Strong design guaranteeing long product life.
- Excellent breakout force for easier bucket filling.

Description: Optimized engineering design to move aggregates around the jobsite.

TECHNICAL SPECIFICATIONS				
Description	Part Number	Width (mm)	Capacity (l)	Weight (kg)
Waste Bucket, 2400 mm, 2000 l	7421762	2410	2000	490

COMPATIBILITY CHARTS										
Description	Part Number	Rotary Telehandlers								
		TR50.180	TR50.210	TR50.250	TR60.220	TR60.260	TR60.310	TR80.270	TR80.350	TR80.390
Waste Bucket, 2400 mm, 2000 l	7421762	X	X	X	X	X	X	X	X	X

Requirements

Features & Benefits



Concrete Basket: Use of forks is a requirement.



- Basket is equipped with hydraulic opening that can be operated from the cabin (therefore it has to be mounted on forks).
- The concrete basket is locked by a chain to the pallet fork frame for safety reason.
- Reduces damage to turf and underground utilities caused by using large concrete trucks.

Description: With this attachment, you can quickly pour your concrete wherever it is needed. With the hydraulic opening system, emptying the 600 l bucket is simple.

TECHNICAL SPECIFICATIONS								
Description	Part Number	Width (mm)	Length (mm)	Height with Lifting Handle (mm)	Capacity (l)	Opening	Weight (kg)	First Use Installation Time
Concrete Basket, 600 L	7421792	1180	1130	2020	600	Hydraulic	197	None

COMPATIBILITY CHARTS										
Description	Part Number	Rotary Telehandlers								
		TR50.180	TR50.210	TR50.250	TR60.220	TR60.260	TR60.310	TR80.270	TR80.350	TR80.390
Concrete Basket, 600 L	7421792	X	X	X	X	X	X	X	X	X


JIB, CRANE

JIB, EXTENSION




Requirements

Features & Benefits





Crane Jib: No special requirement.

Description: The use of hooks can increase your working scope considerably when you are placing suspended loads. Provided with metal pedestals for easy storage as standard.



Requirements

Features & Benefits

Extension Jib: No special requirement.

Description: Use a handy extension jib to position loads in places that would otherwise be difficult to access. The jib increases your forward reach.

TECHNICAL SPECIFICATIONS					
Description	Part Number	Length (mm)	Capacity (kg)	Weight (kg)	First Use Installation Time
Crane Jib, 5.0 t, 0.5 m	7453470	500	5000	138	None
Crane Jib, 6.0 t, 0.5 m	7421765	500	6000	140	None
Crane Jib, 8.0 t, 1.1 m	7421768	1102	8000	190	None

TECHNICAL SPECIFICATIONS					
Description	Part Number	Length (mm)	Capacity (kg)	Weight (kg)	First Use Installation Time
Extension Jib, 0.6 t, 3.9 m	7421771	3950	600	245	None
Extension Jib, 2.0 t, 2.7 m	7421774	2700	2000	280	None

COMPATIBILITY CHARTS										
Description	Part Number	Rotary Telehandlers								
		TR50.180	TR50.210	TR50.250	TR60.220	TR60.260	TR60.310	TR80.270	TR80.350	TR80.390
Crane Jib, 5.0 t, 0.5 m	7453470	X	X	X	X	X	X	X	X	X
Crane Jib, 6.0 t, 0.5 m	7421765				X	X	X	X	X	X
Crane Jib, 8.0 t, 1.1 m	7421768							X	X	X


COMPATIBILITY CHARTS										
Description	Part Number	Rotary Telehandlers								
		TR50.180	TR50.210	TR50.250	TR60.220	TR60.260	TR60.310	TR80.270	TR80.350	TR80.390
Extension Jib, 0.6 t, 3.9 m	7421771	X	X	X	X	X	X	X	X	X
Extension Jib, 2.0 t, 2.7 m	7421774	X	X	X	X	X	X	X	X	X

Extension Jib, 0.6 t, 3.9 m

Extension Jib, 2.0 t, 2.7 m




JIB, EXTENSION, WITH WINCH



Requirements

Features & Benefits





- Extension jib from 2.16 m to 7.1 m.
- Built-in hydraulic winch.
- Cable pressing roller.
- Horizontality indicator.
- Hydraulic ascent and descent limit stops.


Extension Jib and Winch: No special requirement.

Description: Use a handy extension jib to position loads in places that would otherwise be difficult to access. The jib equipped with winch increases your forward reach.

TECHNICAL SPECIFICATIONS						
Description	Part Number	Width (mm)	Capacity (kg)	Length (mm)	Weight (kg)	First Use Installation Time
Extension Jib with Winch, 0.8 t, 7.1 m	7421786	1090	800	7100	670	None
Extension Jib with Winch, 1.5 t, 2.2 m	7421789	1090	1500	2160	400	None


COMPATIBILITY CHARTS										
Description	Part Number	Rotary Telehandlers								
		TR50.180	TR50.210	TR50.250	TR60.220	TR60.260	TR60.310	TR80.270	TR80.350	TR80.390
Extension Jib with Winch, 0.8 t, 7.1 m	7421786	X	X	X	X	X	X	X	X	X
Extension Jib with Winch, 1.5 t, 2.2 m	7421789	X	X	X	X	X	X	X	X	X


MAN PLATFORM, EXPANDABLE



Requirements

Features & Benefits





- Extendable design.
- +/- 90° rotation.
- Galvanised, reinforced steel structure.
- Non-slip floor for maximum safety.
- Equipped with overload sensor.
- Practical anti-shock system which ensures smooth, even rotational movements when stopping and starting movement.
- Extension system allowing you to gain one metre per side.
- Equipped with practical fork slots for movement during storage.

Man Platforms: No special requirement.

Description: Use the man platform for great flexibility in work, working with scaffoldings or other applications in heights, while simplifying and speeding up the job.

TECHNICAL SPECIFICATIONS								
Description	Part Number	Platform Dimension (mm)	Capacity (kg)	Max. People	Rotation	Expandable	Weight (kg)	First Use Installation Time
Man Platform, Rotating, Expandable, 2.35 m - 4.5 m, 500 kg, without R/C	7421799	2350 - 4530 × 1100	500	3	± 90° hydraulic	Yes	730	None
Man Platform, Rotating, Expandable, 2.35 m - 4.7 m, 1000 kg, without R/C	7421802	2384 - 4685 × 1100	1000	3	± 90° hydraulic	Yes	925	None

COMPATIBILITY CHARTS										
Description	Part Number	Rotary Telehandlers								
		TR50.180	TR50.210	TR50.250	TR60.220	TR60.260	TR60.310	TR80.270	TR80.350	TR80.390
Man Platform, Rotating, Expandable, 2.35 m - 4.5 m, 500 kg, without R/C	7421799	X	X	X	X	X	X	X	X	X
Man Platform, Rotating, Expandable, 2.35 m - 4.7 m, 1000 kg, without R/C	7421802	X	X	X	X	X	X	X	X	X

MAN PLATFORM, EXPANDABLE, ROOFING



Requirements	Features & Benefits
--------------	---------------------



Man Platforms: No special requirement.

- +/-90° rotation.
- Approved to carry three people.
- Suitable for egress at height thanks to an openable guide which facilitates operator ingress/egress.
- Sensors to disable movements with the basket open.
- Galvanised, reinforced steel structure.
- Non-slip floor covering for maximum safety.
- Equipped with overload sensor.
- Anti-shock system ensures smooth, even rotational movements when stopping and starting movement.

Description: Use the man platform for great flexibility in work, working with scaffoldings or other applications in heights, while simplifying and speeding up the job.

TECHNICAL SPECIFICATIONS

Description	Part Number	Platform Dimension (mm)	Capacity (kg)	Max. People	Rotation	Expendable	Weight (kg)	First Use Installation Time
Man Platform, Rotating, Expandable, 2.50 m - 3,5 m, 1000 kg, for Roofs, without R/C	7421808	Open: 3500 x 1800 Closed: 2500 x 1800	1000	3	± 90° hydraulic	Yes	1190	None

COMPATIBILITY CHARTS

Description	Part Number	Rotary Telehandlers								
		TR50.180	TR50.210	TR50.250	TR60.220	TR60.260	TR60.310	TR80.270	TR80.350	TR80.390
Man Platform, Rotating, Expandable, 2.50 m - 3,5 m, 1000 kg, for Roofs, without R/C	7421808	X	X	X	X	X	X	X	X	X



MAN PLATFORM, FIXED, TELESCOPIC



Requirements	Features & Benefits
--------------	---------------------



Man Platforms: No special requirement.

- +/- 90° rotation.
- Approved to carry two people.
- Galvanised, reinforced steel structure.
- Non-slip floor covering for maximum safety.

Description: Use the man platform for great flexibility in work, working with scaffoldings or other applications in heights, while simplifying and speeding up the job.

TECHNICAL SPECIFICATIONS											
Description	Part Number	Platform Dimension (mm)	Capacity (kg)	Max. People	Rotation	Expendable	Telescopic Reach (m)	Telescopic Height (m)	Length of Boom (mm)	Weight (kg)	First Use Installation Time
Man Platform, Fixed, 0.67 m × 1.4 m, 200 kg, Telescopic, without R/C	7421811	1400 × 700	200	2	± 90° hydraulic	No	6.4 - 10.2	6.4 - 9.8	3330	940	None

COMPATIBILITY CHARTS										
Description	Part Number	Rotary Telehandlers								
		TR50.180	TR50.210	TR50.250	TR60.220	TR60.260	TR60.310	TR80.270	TR80.350	TR80.390
Man Platform, Fixed, 0.67 m × 1.4 m, 200 kg, Telescopic, without R/C	7421811	X	X	X	X	X	X	X	X	X

MAN PLATFORM, POSITIVE / NEGATIVE TELESCOPIC



Requirements	Features & Benefits
--------------	---------------------



Man Platforms: No special requirement.

- 340 degrees hydraulic rotation.
- Maximum capacity of 200 kg.
- Approved to carry two people.
- Galvanised, reinforced steel structure.
- Non-slip floor covering for maximum safety.
- Equipped with boom position sensor, which can be easily consulted on the display in the cab.

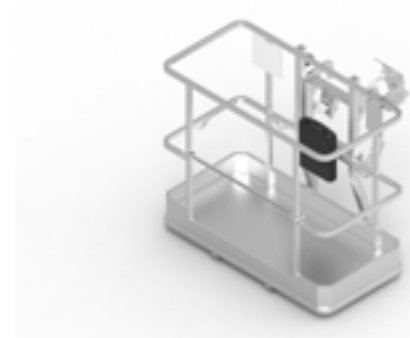
Description: Use the man platform for great flexibility in work, working with scaffoldings or other applications in heights, while simplifying and speeding up the job.

TECHNICAL SPECIFICATIONS											
Description	Part Number	Platform Dimension (mm)	Capacity (kg)	Max. People	Rotation	Expendable	Telescopic Reach (m)	Telescopic Height (m)	Length of Boom (mm)	Weight (kg)	First Use Installation Time
Man Platform, Rotating, 0.80 m × 1.2 m, 250 kg, Telescopic, Positive/Negative, without R/C	46909565	1240 × 800	250	2	340° hydraulic	No	5.1 - 6.9	5 - 6.7	1800	1365	None

COMPATIBILITY CHARTS										
Description	Part Number	Rotary Telehandlers								
		TR50.180	TR50.210	TR50.250	TR60.220	TR60.260	TR60.310	TR80.270	TR80.350	TR80.390
Man Platform, Rotating, 0.80 m × 1.2 m, 250 kg, Telescopic, Positive/Negative, without R/C	46909565	X	X	X	X	X	X	X	X	X

MAN PLATFORM, RIGID

	Requirements	Features & Benefits
--	--------------	---------------------



Man Platforms: No special requirement.

- Accommodates up to 2 people.
- Galvanized reinforced steel structure.
- Non-slip floor to ensure maximum safety.

Description: Use the man platform for great flexibility in work, working with scaffoldings or other applications in heights, while simplifying and speeding up the job.

TECHNICAL SPECIFICATIONS

Description	Part Number	Platform Dimension (mm)	Capacity (kg)	Max. People	Rotation	Expendable	Weight (kg)	First Use Installation Time
Man Platform, Rigid, 1.4 m, 250 kg, without R/C	7421795	1400 × 700	250	2	No	No	940	None

COMPATIBILITY CHARTS

Description	Part Number	Rotary Telehandlers								
		TR50.180	TR50.210	TR50.250	TR60.220	TR60.260	TR60.310	TR80.270	TR80.350	TR80.390
Man Platform, Rigid, 1.4 m, 250 kg, without R/C	7421795	X	X	X	X	X	X	X	X	X



PALLET FORKS, FLOATING

PALLET FORKS, RIGID

Requirements

Features & Benefits

Pallet forks: No special requirement

- Pick up and place pallets to and from truck beds, scaffoldings and rooftops.
- Foldable forks for road circulation.
- Forks are independently adjustable.
- Forks can easily adapt to uneven ground conditions thanks to the eyebolt feature on frame.

Requirements

Features & Benefits

Pallet forks: No special requirement

- Pick up and place pallets to and from truck beds, scaffoldings and rooftops
- Adjustable forkspacing

Description: Use this versatile attachment to lift, carry, stack or place all types of pallet materials even on rough and uneven surfaces in construction sites, municipal projects, industrial areas and farms. Floating forks are free to swing while always remaining level with the ground, to avoid load spillage.

Description: This versatile attachment isn't just for picking up and placing large pallets of construction materials. It also handles any kind of bulky or bagged material, from cement bags to roof beams. Especially handy when working in tight areas or along narrow aisles.

TECHNICAL SPECIFICATIONS						
Description	Part Number	Frame Width (mm)	Fork Length (mm)	Capacity (kg)	Weight (kg)	First Use Installation Time
Pallet Fork Frame Floating, 1.3 m wide, 5.0 t capacity, Forks included	46895339	1300	1200	5000	240	None
Pallet Fork Frame Floating, 1.3 m wide, 6.0 t capacity, Forks included	46895004	1300	1200	6000	240	None
Pallet Fork Frame Floating, 1.3 m wide, 8.0 t capacity, Forks included	46895342	1300	1200	8000	285	None

TECHNICAL SPECIFICATIONS						
Description	Part Number	Frame Width (mm)	Fork Length (mm)	Capacity (kg)	Weight (kg)	First Use Installation Time
Pallet Forks Frame Rigid, FEM, 1.3 m wide, 6.0 t capacity, Forks included	7421753	1300	1200	6000	415	None

COMPATIBILITY CHARTS										
Description	Part Number	Rotary Telehandlers								
		TR50.180	TR50.210	TR50.250	TR60.220	TR60.260	TR60.310	TR80.270	TR80.350	TR80.390
Pallet Fork Frame Floating, 1.3 m wide, 5.0 t capacity, Forks included	46895339	X	X	X	X	X	X	X	X	X
Pallet Fork Frame Floating, 1.3 m wide, 6.0 t capacity, Forks included	46895004				X	X	X	X	X	X
Pallet Fork Frame Floating, 1.3 m wide, 8.0 t capacity, Forks included	46895342						X	X	X	

COMPATIBILITY CHARTS										
Description	Part Number	Rotary Telehandlers								
		TR50.180	TR50.210	TR50.250	TR60.220	TR60.260	TR60.310	TR80.270	TR80.350	TR80.390
Pallet Forks Frame Rigid, FEM, 1.3 m wide, 6.0 t capacity, Forks included	7421753	X	X	X	X	X	X	X	X	X

OPTIONS / ACCESSORIES			
Description	Part Number	Weight (kg)	First Use Installation Time
Backrest for Floating forks frame **	46899256	13	None

OPTIONS / ACCESSORIES			
Description	Part Number	Weight (kg)	First Use Installation Time
Backrest for FEM forks frame **	7422273	17	None

PALLET FORKS, ROTATING

RIB HANDLER

Requirements	Features & Benefits
--------------	---------------------



Pallet forks: No special requirement.

- Pick up and place pallets to and from truck beds, scaffoldings and rooftops.
- +/- 90° rotation.
- Manually adjustable forkspacing.

Description: This versatile attachment isn't just for picking up and placing large pallets of construction materials. It also handles any kind of bulky or bagged material, from cement bags to roof beams. +/-90° rotation capability makes it the perfect attachment when working in tight areas or placing material within buildings.

TECHNICAL SPECIFICATIONS							
Description	Part Number	Frame Width (mm)	Fork Length (mm)	Rotation	Capacity (kg)	Weight (kg)	First Use Installation Time
Pallet Forks Frame Rotating, FEM, 1.3 m wide, 5 t capacity, Forks included	46899247	1216	1200	± 90° hydraulic	5000	672	None

COMPATIBILITY CHARTS										
Description	Part Number	Rotary Telehandlers								
		TR50.180	TR50.210	TR50.250	TR60.220	TR60.260	TR60.310	TR80.270	TR80.350	TR80.390
Pallet Forks Frame Rotating, FEM, 1.3 m wide, 5 t capacity, Forks included	46899247	X	X	X	X	X	X	X	X	X

Requirements	Features & Benefits
--------------	---------------------



Rib Handler: No special requirement.

- Clamp made of high-strength material for positioning the ribs comprising the supporting arches for tunnel construction.

Description: With this attachment you can mount arches in tunnels safely and efficiently. The grab can tilt up to 46°, and rotate 65°. What's more, set-up is quick and easy.

TECHNICAL SPECIFICATIONS						
Description	Part Number	Capacity (kg)	Tilting Capacity	Rotation	Weight (kg)	First Use Installation Time
Rib Handler, 4.0 t	7421817	4000	46°	± 65° manual	740	None

COMPATIBILITY CHARTS										
Description	Part Number	Rotary Telehandlers								
		TR50.180	TR50.210	TR50.250	TR60.220	TR60.260	TR60.310	TR80.270	TR80.350	TR80.390
Rib Handler, 4.0 t	7421817	X	X	X	X	X	X	X	X	X

WINCH



Requirements	Features & Benefits
--------------	---------------------



- Hydraulic ascent and descent limit stops.
- Homologated hook included.
- Metal pedestal as standard for easy storage.

Winch: No special requirement.

Description: Turn your handler into a crane by choosing one of our Bobcat hydraulic winches available to raise and lower loads without moving the boom. Their engineering design guarantees maximum performance while also giving you a smooth operation.

TECHNICAL SPECIFICATIONS

Description	Part Number	Width (mm)	Rope Diameter (mm)	Max. Rope Length (m)	Capacity (kg)	Weight (kg)	First Use Installation Time
Winch 3.5 t	7421777	1090	10	54	3500	450	None
Winch 5.0 t	7518881	1090			5000	552	None
Winch 6.0 t	7421780	1090	12	58	6000	520	None
Winch 8.0 t	7421783	1090	16	88	8000	960	None

COMPATIBILITY CHARTS

Description	Part Number	Rotary Telehandlers								
		TR50.180	TR50.210	TR50.250	TR60.220	TR60.260	TR60.310	TR80.270	TR80.350	TR80.390
Winch 3.5 t	7421777	X	X	X	X	X	X	X	X	X
Winch 5.0 t	7518881	X	X	X	X	X	X	X	X	X
Winch 6.0 t	7421780				X	X	X	X	X	X
Winch 8.0 t	7421783							X	X	X





BACKHOE LOADERS

BREAKER

BUCKET, COMBINATION

Requirements

Features & Benefits

Breaker includes: Nail Point, fixing cap bolts, gauge tool and hose protector. Special Application Kit must be installed on the machine.

- The cylindrical design improves access to jobs in confined areas, providing accurate attachment operation in more operating environments.
- Upper and lower shock absorbers isolate the breaker from the housing, reducing noise and vibration to deliver operator comfort without sacrificing performance. Silences standard for breaker model.
- Diaphragm-type accumulators reduce maintenance by preventing slow leaks.
- Long-life breaker designed for all demolition jobs with minimal maintenance.
- The innovative steel ring feature allows retaining the tool brushing, protecting the grease access and provides a quick tool change solution.
- Designed for minimum downtime and with few service parts to reduce operation cost and improve overall lifetime of the attachment.
- Bobcat breakers produce low recoil and minimal hydraulic pressure spike to their carriers.
- Breakers can be mounted on your backhoe loaders with various systems: directly to the arm pin onto the arm, with the hydraulic quick coupler or with either of the two mechanical couplers - Klac and German Systems.

Description: Bobcat breakers offer high performance, low maintenance, and are easy to use. All breakers feature a frame with a cylindrical design, providing improved access to jobs in confined areas. All breakers have a silences housing as standard.

TECHNICAL SPECIFICATIONS

Description	Part Number	Flow (l/min)	Blow Rate - Soft Ground (beats/min)	Blow Rate - Hard Ground (beats/min)	Operating Pressure (bar)	Weight (kg)	Control Kit Required	First Use Installation Time
Breaker, HB1380	46913643	65 - 120	780 - 1030	900 - 1230	125	385	No	2 h
Breaker, B730M*	7444586	50 - 100	400 - 800	400 - 800	150	451	No	2 h

* includes mount cap, hoses and adapters

COMPATIBILITY CHARTS

Description	Part Number	Backhoe Loaders		
		B730R	B730M	B780
1 Breaker HB1380 (Requires Hose Kit and Fixing Cap)	46913643	X		X
Breaker, B730M	7444586		X	
Breaker HB1380 Hose Kit	7302945	X		X
2 Breaker HB1380 Fixing Cap	7326807			X
Breaker HB1380 Fixing Cap	7444013	X		

Requirements

Features & Benefits

Combination Bucket: 6 in 1 Ready Piping required on the machine for operation of the bucket.

- Ideal for dozing, grappling, levelling, digging, loading and dumping.
- Built with heavy-duty cutting edges and protected cylinders for long life.

Description: Dozing, grappling, levelling, digging, loading and dumping. This multi-purpose bucket does it all. Use it on demolition, construction, landscaping and municipal jobs. It's design to provide optimum digging force and the interlocking serrated grapple edges hold objects securely.

TECHNICAL SPECIFICATIONS

Description	Part Number	Front/Rear	Heaped Capacity (l)	Weight (kg)	Height (mm)	Length (mm)	Width (mm)	Number of Bolt On Teeth
Bucket, Combination 228 cm	7298264	Front	1000	705	1015	815	2280	8
Bucket, Combination 240 cm	7298265	Front	1100	760	1015	815	2400	8
Bucket, Combination 228 cm, with Bucket Piping	7451812	Front	1000	686	1015	815	2280	8
Bucket, Combination 228 cm, with Bucket Lines	7453707	Front	1000	695	1015	815	2280	8
Bucket, Combination 228 cm, with Pallet Fork	7452791	Front	1000	893	1015	815	2280	8

COMPATIBILITY CHARTS

Description	Part Number	Backhoe Loaders		
		B730R	B730M	B780
Bucket, Combination 228 cm	7298264	X		
Bucket, Combination 240 cm	7298265			X
Bucket, Combination 228 cm, with Bucket Piping	7451812		X	
Bucket, Combination 228 cm, with Bucket Lines	7453707		X	
Bucket, Combination 228 cm, with Pallet Fork	7452791		X	

BUCKET, DIGGING



Requirements

Features & Benefits



Buckets: No special requirement.

- Choose from our selection of widths to best suit your need.
- Bolt-on teeth: easily replace worn out teeth and utilize different styles of teeth.
- Optimized shape for maximum efficiency and capacity.

Description: Tackle the toughest digging and material handling jobs with our robust digging buckets. They offer excellent breakout force for digging and easier bucket filling.

TECHNICAL SPECIFICATIONS

Description	Part Number	Front/Rear	Heaped Capacity (l)	Weight (kg)	Height (mm)	Length (mm)	Width (mm)	Number of bolt on teeth
Bucket, Digging 26 cm	7434558	Rear	70	140	760	703	260	3 (incl. 2 side cutters)
Bucket, Digging 30 cm	7323856	Rear	80	116	650	970	300	3 (incl. 2 side cutters)
Bucket, Digging 30 cm	7412054	Rear	80	116	650	970	300	3 (incl. 2 side cutters)
Bucket, Digging 36 cm	7434562	Rear	90	154	760	703	360	3 (incl. 2 side cutters)
Bucket, Digging 40 cm	7323857	Rear	160	130	650	970	400	3 (incl. 2 side cutters)
Bucket, Digging 40 cm	7412055	Rear	160	130	650	970	400	3 (incl. 2 side cutters)
Bucket, Digging 45 cm	7440704	Rear	120	175	760	703	450	4 (incl. 2 side cutters)
Bucket, Digging 60 cm	7323858	Rear	200	176	650	970	600	3 (incl. 2 side cutters)
Bucket, Digging 60 cm	7412056	Rear	200	176	650	970	600	3 (incl. 2 side cutters)
Bucket, Digging 61 cm	7440705	Rear	180	210	760	703	610	4 (incl. 2 side cutters)
Bucket, Digging 77 cm	7445634	Rear	240	246	760	703	770	5 (incl. 2 side cutters)
Bucket, Digging 80 cm	7323859	Rear	280	235	650	970	800	3 (incl. 2 side cutters)
Bucket, Digging 80 cm	7412057	Rear	280	235	650	970	800	3 (incl. 2 side cutters)
Bucket, Digging 82 cm	7443762	Rear	260	260	760	703	820	5 (incl. 2 side cutters)
Bucket, Digging 93 cm	7451828	Rear	300	280	760	703	925	5 (incl. 2 side cutters)

COMPATIBILITY CHARTS

Description	Part Number	Backhoe Loaders		
		B730R	B730M	B780
Bucket, Digging 26 cm	7434558		X	
Bucket, Digging 30 cm	7323856			X
Bucket, Digging 30 cm	7412054	X		
Bucket, Digging 36 cm	7434562		X	
Bucket, Digging 40 cm	7323857			X
Bucket, Digging 40 cm	7412055	X		
Bucket, Digging 45 cm	7440704		X	
Bucket, Digging 60 cm	7323858			X
Bucket, Digging 60 cm	7412056	X		
Bucket, Digging 61 cm	7440705		X	
Bucket, Digging 77 cm	7445634		X	
Bucket, Digging 80 cm	7323859			X
Bucket, Digging 80 cm	7412057	X		
Bucket, Digging 82 cm	7443762		X	
Bucket, Digging 93 cm	7451828		X	

BUCKET (GP), GENERAL PURPOSE

PALLET FORKS

Requirements

Features & Benefits

- Round back design enhances bucket loading and cleanout.
- Low heel makes cutting grade and backdragging easier.
- Replaceable cutting edges.
- Parallel to ground feature.
- Side cutting edges give better performance, increases strength and extend bucket life.

General Purpose Buckets (GP): Have predrilled holes to accept bolt-on cutting edge or bolt-on teeth.

Description: General purpose buckets have a good breakout force, flat bottom and small radius edge for grading, back dragging and leveling operations. They are ideal for light duty and medium duty grading and levelling applications as well as material handling.

Requirements

Features & Benefits

- Pallet forks are directly mounted onto the bucket.
- Saves time for operators due that the attachments do not have to be changed.

Pallet Forks: Bucket required.

Description: Ideal to handle any kind of bulky or bagged material from fertiliser to seed and animal feed. Especially handy when working in tight areas or along narrow aisles thanks to its maneuverability.

TECHNICAL SPECIFICATIONS								
Description	Part Number	Front/Rear	Heaped Capacity (l)	Weight (kg)	Height (mm)	Length (mm)	Width (mm)	Number of bolt on teeth
Bucket, General Purpose 228 cm	7298041	Front	1000	453	1015	815	2280	7
Bucket, General Purpose 240 cm	7298042	Front	1100	508	1015	815	2400	7
Bucket, General Purpose 228 cm	7452576	Front	1000	524	1015	815	2280	8
Bucket, General Purpose 228 cm, with Blade	7452788	Front	1000	600	1000	815	2280	8
Bucket, General Purpose 228, with Pallet Forks	7452789	Front	1000	722	1000	815	2280	8
Bucket, General Purpose 228 cm, with Blade & Pallet Forks	7452790	Front	1000	798	1000	815	2280	-

TECHNICAL SPECIFICATIONS					
Description	Part Number	Fork Width (cm)	Frame Weight (kg)	Max. Lift Capacity (kg)	First Use Installation Time
Pallet Forks Std/Combo	7298035	1100	156	1000	0.25 h
Pallet Fork, B730M	7444748	1100	200	2000	0.25 h

COMPATIBILITY CHARTS				
Description	Part Number	Backhoe Loaders		
		B730R	B730M	B780
Bucket, General Purpose 228 cm	7298041	X		
Bucket, General Purpose 240 cm	7298042			X
Bucket, General Purpose 228 cm	7452576		X	
Bucket, General Purpose 228 cm, with Blade	7452788		X	
Bucket, General Purpose 228, with Pallet Forks	7452789		X	
Bucket, General Purpose 228 cm, with Blade & Pallet Forks	7452790		X	

COMPATIBILITY CHARTS				
Description	Part Number	Backhoe Loaders		
		B730R	B730M	B780
Pallet Forks Std/Combo	7298035	X		X
Pallet Fork, B730M	7444748		X	

QUICK-COUPLER



Requirements: No special requirements.

Requirements

Features & Benefits

- Mechanical pin grabber system helping you change attachments.
- Easy bucket hook.
- Made from durable material to have a long operating life.


Description: These quick-couplers allow you to change attachments quickly, easily, and safely. The mechanical coupling system gives you a compact solution to change between many, and secure, attachments safely. Coupler systems turn your backhoe loader into tool-carrier machines. Always use the right tool by switching between buckets within minutes, thanks to the easy hook and self-locking system.

TECHNICAL SPECIFICATIONS

Description	Part Number	Attachment Pin Diameter (mm)	Pin Center (mm)	Base Width (mm)	Weight (kg)
Quick-Coupler B730 @	7469085	45	340,3	158	78
Quick-Coupler B780	7469084	40	249,2	158	68

COMPATIBILITY CHARTS

Description	Part Number	Backhoe Loaders		
		B730R	B730M	B780
Quick-Coupler B730 @	7469085	X		
Quick-Coupler B780	7469084			X





USEFUL INFORMATION

ATTACHMENT: LIGHT COMPACTION EQUIPMENT

BOBCAT LIGHT COMPACTION EQUIPMENT

We expanded our product portfolio to offer the full range of compact construction machinery:

- ▶ Rammers
- ▶ Forward plates
- ▶ Reversible plates
- ▶ Hydrostatic plates
- ▶ Walk-behind rollers
- ▶ Trench rollers
- ▶ Tandem rollers

MORE INFO ON WWW.BOBCAT.COM

THE BOBCAT INSTITUTE

YOUR TRAINING AND DEMO PARTNER



THE BOBCAT INSTITUTE

REQUEST YOUR DEMO



TRAINING TOPICS



Bobcat products
incl. competitive testing information



Service



Business skills



Systems

COURSE FORMATS



Instructor-led training



Web-based training



Webinars and virtual classrooms



Video

COURSE LEVELS



WE CAN OFFER YOU:

- ▶ 4 classrooms
- ▶ 3 workshops
- ▶ 2 roadshow trucks
- ▶ A large demo fleet

- ▶ Over 19 000 m² of demo area
- ▶ Courses in different languages, locally or in our Dobris training facility

CHECK OUR E-COURSES ON THE DOOSAN BOBCAT LEARNING CENTER:

- ▶ Accessible via Doosan Passport
- ▶ Available 24/7
- ▶ Available usually in 6 languages
- ▶ Also, replay popular webinars

THE DEMO TEAM CAN HELP YOU WITH

- ▶ A large demo fleet of Bobcat equipment, including attachments, at your disposal*
- ▶ Access to professional Field Product Trainers, for live demonstrations
 - On our large demo area
 - At your local site
- ▶ Access to Roadshow Trucks, ideal for local events*

* Terms and conditions apply



Contact us for more information:
bobcatinstitute@doosan.com



Contact the Bobcat Institute
for more information



THE BOBCAT INSTITUTE

TRAINER'S TIPS AND TRICKS



LEARN TIPS AND TRICKS OPERATING YOUR BOBCAT EQUIPMENT FROM THE EXPERTS

- ▶ Check our Bobcat Trainer's Tips & Tricks channel on YouTube
- ▶ Available in 6 languages
- ▶ Subscribe to our YouTube channel to get new video updates!
- ▶ And submit us any topics of interest to you!



YouTube

Contact us for more information:
bobcatinstitute@doosan.com

 **Bobcat**
INSTITUTE

BOBCAT DEMO DAYS

DEMO DAYS IS A UNIQUE OPPORTUNITY TO:

- ▶ Test all Bobcat equipment in a safe environment with experts at your service
- ▶ Try all Bobcat attachments (forestry, demolition, landscaping, ...)
- ▶ Preview new models/options and innovations
- ▶ Visit the impressive factory
- ▶ Speak with professionals (demonstrators, product managers, district managers, trainers, engineers, ...)
- ▶ Learn about other trainings offered by the Bobcat Institute

Location: Bobcat Campus, Dobříš (Prague area),
Czech Republic



Contact your local dealer
for more information

 **DEMO DAYS**
Bobcat

TOOLS FOR HYDRAULIC BREAKERS

Bobcat offers a selection of breaker tools, equipping you with the right tool for each job. Select the right tool for the type of rock, concrete or asphalt you need to break.




GENUINE ATTACHMENT PARTS

▶ Chisels and insertion tools, precisely designed to transmit the energy of the breaker striking mechanism

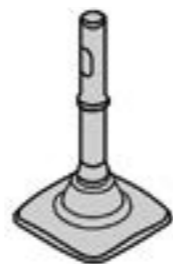
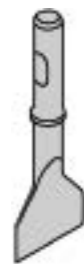
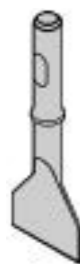
▶ The tools are adjusted optimally to their relevant application using a special hardening process

▶ Extreme toughness and high fatigue strength for long service life



TYPE SPECIFICATION

Breaker type	INLINE WIDE CHISEL		CROSSCUT WIDE CHISEL		CROSSCUT ASPHALT CHISEL		INLINE ASPHALT CHISEL		TAMPING PAD TOOL	
	Part Number	Dimensions X x Y x Z (mm)	Part Number	Dimensions X x Y x Z (mm)	Part Number	Dimensions X x Y x Z (mm)	Part Number	Dimensions X x Y x Z (mm)	Part Number	Pad dimensions, length, diameter (mm)
HB280										
HB380					7144658	100 x 400 x 41.5	7144657	100 x 400 x 41.5		
HB580	7144668	140 x 430 x 43.5	7144667	140 x 430 x 43.5	7144669	115 x 440 x 43.5	7144670	115 x 440 x 43.5	7144672	200 x 200, 420, 43.5
HB680	7144678	140 x 500 x 53	7144677	140 x 500 x 53	7144679	115 x 505 x 53	7144680	115 x 505 x 53	7144682	200 x 200, 495, 53
HB880	7144693	150 x 540 x 61	7144692	150 x 540 x 61	7144694	130 x 560 x 61	7144695	130 x 560 x 61	7144697	200 x 200, 540, 61
HB980	7144704	180 x 610 x 68	7144703	180 x 610 x 68	7144705	200 x 655 x 68	7144706	200 x 655 x 68	7144708	200 x 200, 590, 68
HB1180	7144715	150 x 645 x 76	7144714	150 x 645 x 76	7144716	160 x 675 x 76	7144717	160 x 675 x 76	7144719	200 x 200, 635, 76
HB1380	7163372	180 x 740 x 84	7163371	180 x 740 x 84	7163373	180 x 770 x 84	7163374	180 x 770 x 84		
HB2380	7144725	200 x 800 x 94.65	7144724	200 x 800 x 94.65	7144726	200 x 830 x 94.65	7144727	200 x 830 x 94.65		



WIDE POINT

- General use with extra-large width and additional cutting action.
- For breaking up blacktop, shaking out foundry ladles and demolishing concrete and reinforced concrete.
- Both parallel to the shank cutting edge and 90° indexed cutting edge available.

ASPHALT POINT

- General use with extra-long, thin blade and additional cutting action.
- For cutting blacktop or soft material.
- Both parallel to the shank cutting edge and 90° indexed cutting edge available.

TAMPING POINT

- Forged 200 x 200 mm plate for compression of ground and gravel.

Breaker type	INLINE FLAT CHISEL		CROSSCUT FLAT CHISEL		NAIL POINT		CONICAL POINT		BLUNT POINT	
	Part Number	° Angle	Part Number	mm	Part Number	° Angle	Part Number	° Angle	Part Number	Ø in mm
HB280	7144650	30	7144649	37	7144651	30			7144652	36
HB380	7144654	30	7144653	45	7144655	30			7144661	41
HB580	7144664	30	7144663	47	7144665	30	7144666	30	7144671	43
HB680	7144674	30	7144673	55	7149302	30	7144676	30	7144681	53
HB880	7144689	30	7144688	65	7144690	30	7144691	30	7144696	61
HB980	7144700	30	7144699	72	7144701	30	7144702	30	7144707	68
HB1180	7144711	30	7144710	77	7144712	30	7144713	30	7144718	76
HB1380	7163368	30	7163367	85	7163369	30	7163370	30	7163375	84
HB2380	7144721	30	7144720	95	7144722	30	7144723	30	7144728	94



FLAT POINT

- General use with additional cutting action.
- Optimal for drawing pits in rocky subsoil and separating rock slabs.
- Both parallel to the shank cutting edge and 90° indexed cutting edge available.

NAIL POINT

- General use for demolition work and in quarries.
- Ideally suited for breaking up slag in steel mills (industrial application) and demolishing foundations.
- Roadway driveway and roadway shots in mining.
- The tip is pyramidally forged for wedge action during application.

CONICAL POINT

- Used for general demolition work where penetrative breaking is required.

BLUNT POINT

- The versatile blunt tool.
- Ideal for breaking stone blocks, for crushing large rock pieces in quarries and for crushing slag.
- Also suitable for ground compression.



Download Breaker Chisels Reference Guide



RING BRUSHES AND GUTTER BRUSHES

A wide range of ring brushes & gutter brushes, covering Bobcat and other brand attachments. Efficient sweeping of dirt, dried mud, gravel, light snow and other debris.



▶ **Extremely durable combination of strands with the inner ring increases the strength of the brush, which allows you to perform extreme work without any loss of strands**

▶ **Convoluted or flat design to fit all types of applications**
 ▶ **Convoluted (zig-zag) ring designed to be used without distance rings – easier installation and no need for spacers**

TYPE SPECIFICATION

ANGLE BROOM & SWEEPERS RING BRUSHES							
Fits on	Inner ring/ Brush material	Ring shape	Color	Fill Grammage	Dimensions (mm) Int. Ø × Ext. Ø	Sell QTY	P/N
Angle broom 68" (173 cm) & 84" (213 cm)	Steel / Poly	Convoluted (zig-zag shape)	Orange		255 × 813	20	6987644PACK
	Steel / Poly	Flat ring shape	Orange		255 × 813	25	6987643PACK
	Steel / Steel	Convoluted (zig-zag shape)	Wire		255 × 813	20	6672505PACK
	Poly / Poly	Convoluted (zig-zag shape)	Orange		255 × 813	20	6988135PACK
	Poly / Poly	Flat ring shape	Orange		255 × 813	20	6988134PACK
	Steel / Poly-Steel	Convoluted (zig-zag shape)	Red and wire		255 × 813	25	6989143
Angle broom 68" S/N 690100101 & above,	Steel / Poly	Convoluted (zig-zag shape)	Blue	650 g	162 × 543	25	7257970PACK
	Steel / Poly	Convoluted (zig-zag shape)	Orange	500 g	162 × 543	25	6987639PACK
Industrial Broom and Sweepers 44" (112 cm), 48" (122 cm), 54" (137 cm), 60" (152 cm), 72" (183 cm)	Steel / Poly	Flat ring shape	Orange		162 × 543	30	6987640PACK
	Steel / Steel	Convoluted (zig-zag shape)	Wire		162 × 530	25	6648798PACK
	Poly / Poly	Convoluted (zig-zag shape)	Orange		162 × 543	10	6988131PACK
	Poly / Poly	Flat ring shape	Orange		162 × 543	10	6988130PACK
	Steel / Poly-Steel	Convoluted (zig-zag shape)	Red and wire		162 × 543	25	6989142
	Sweeper 44" (112 cm)	Steel / Poly	Flat ring shape	Orange		112 × 420	30
Sweeper 48" (122 cm)	Steel / Poly	Flat ring shape	Orange		128 × 550	30	6647970PACK
	Steel / Steel	Flat ring shape	Wire		128 × 550	30	6649126PACK
Sweeper 72" (183 cm)	Steel / Poly	Flat ring shape	Orange		178 × 600	25	6647971PACK
	Steel / Steel	Flat ring shape	Wire		178 × 600	25	6649127PACK
Sweepers 54" (137 cm), 60" (152 cm), 72" (183 cm) & 84" (213 cm)	Steel / Poly	Convoluted (zig-zag shape)	Orange		162 × 610	20	6987637PACK
	Steel / Poly	Flat ring shape	Orange		162 × 610	25	6987638PACK
	Steel / Steel	Convoluted (zig-zag shape)	Wire		162 × 610	25	7265139PACK
	Poly / Poly	Convoluted (zig-zag shape)			162 × 610	10	6988133PACK
	Steel / Poly-Steel	Convoluted (zig-zag shape)	Red and wire		162 × 610	25	6989145
Sweepers 110, 140, 155, 185, 215 (cm)	Steel / Steel	Flat ring shape	Wire		128 × 550	30	6649126PACK
	Poly / Poly	Flat ring shape	Yellow		128 × 550	1	7446744
HD Open Frame sweepers 150 and 180 cm	Poly / Poly	Convoluted (zig-zag shape)	Blue		178 × 600	1	7465238
	Steel / Poly	Flat ring shape	Orange		178 × 600	25	6647971PACK
	Steel / Steel	Flat ring shape	Wire		178 × 600	25	6649127PACK
Multipurpose Sweepers 135, 150, 180 cm	Steel / Poly	Flat ring shape	Blue		178 × 580	1	7474857
	Poly / Poly	Convoluted (zig-zag shape)	Blue and White		178 × 580	1	7474856
Multipurpose Sweepers 200, 230, 260 cm	Steel / Poly	Flat ring shape	Blue		178 × 660	1	7474723
	Poly / Poly	Convoluted (zig-zag shape)	Blue and White		178 × 660	1	7474722



GET MORE OUT OF YOUR ATTACHMENTS

Try the 50% polypropylene and 50% steel bristles combination on Bobcat Sweepers 110, 140, 155, 185 and 215 models to make sure you get the most out of your attachment.

RING BRUSHES MATERIALS

Our Bobcat bristles offer more hours between changes, so you get more done without spending more. Durable and long-lasting Bobcat skid steer loader broom bristles for your sweeper or broom ensure you get your sweeping jobs done right the first time, every time. Our bristles are designed to make quick work of common challenges like gravel, mud, road debris, leaves, snow.



POLYPROPYLENE BRUSH

Polypropylene rings are the most popular and common type. They work well in majority of situations. These lighter brushes are typically selected for less severe conditions (no ice, frozen and packed snow, or compacted dirt). They have the best flick and are used for effectively sweeping asphalt, clay, gravel, light powdery snow, sand, and other road debris. They are not causing undue stress to asphalt on runways or other sensitive surfaces.

- Designed for effective debris removal under normal sweeping conditions (asphalt debris, clay, gravel, light snow, sand and other road debris).
- Available either with polypropylene or steel inner ring.
- 2.5-4 mm thick polypropylene brushes, increasing ring longevity.
- Polypropylene inner ring is non-corrosive, suitable for all weather conditions and 100% recyclable.



POLY-STEEL BRUSH

Best of both worlds with poly bristles and wire bristles on one wafer. These ring works in the same way as altering individual poly and steel rings on one attachment described on following page. Get the flicking action of poly bristles combined with the aggressive ability of wire bristles.

- Designed for medium to severe applications.
- Resistant steel inner ring.
- Ideal for all sweeping conditions.



STEEL INNER RING / STEEL BRUSH

Steel filings add very aggressive cutting action needed for breaking packed material and heavy debris which cannot be simply swept by polypropylene rings – packed snow and mud, or heavy road millings. It is not recommended using wire rings alone. They are typically combined with polypropylene rings on one attachment. See next page for more details.

- Designed for severe applications.
- All steel construction.
- Ideally to be combined with poly bristles.



CONVOLUTED (ZIG-ZAG) SHAPE RINGS

Convoluted rings are designed to be used without the distance rings due to their wavy design. This solution eases the installation and remove the need for using spacers. Although a little more attention is required during fitting. The convoluted design has high and low spots around the ring that need to line up correctly. Each ring is rotated a quarter turn on the rack.



FLAT SHAPE RINGS

Flat rings are typically used with spacers fitted in between each – ring, spacer, ring, spacer, and so on. Since they are flat, they do not need to be placed on the rack in any particular order. Naturally they allow fitting more flat rings on the rack, compared to convoluted design. For even denser broom, it is also possible to remove the spacers altogether.

WHY COMBINING BRISTLES MATERIALS?

Tough polypropylene bristles made of heavy-duty materials and steel filings with very aggressive cutting action will provide the best performance needed for breaking packed material and heavy debris which cannot be simply swept by polypropylene rings – packed snow and mud or heavy road millings. This combination provides best of both world – aggressive cutting action of steel and efficient sweeping of polypropylene fillings.

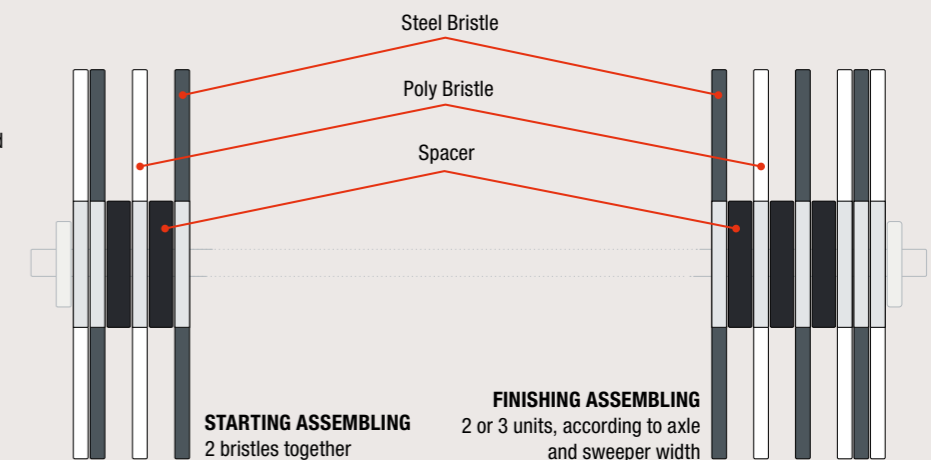
See table with quantities of rings and spacers to order depending on sweeper model.

BOBCAT SWEEPER	TOTAL RINGS QUANTITY	POLYPROPYLENE RINGS (QUANTITY)	SPACERS (QUANTITY)	STEEL RINGS (QUANTITY)
		P/N 7446744	P/N 7446759	P/N 6649126PACK
Sweeper 110	25	13	23	12
Sweeper 140	32	17	29	15
Sweeper 155	36	19	33	17
Sweeper 185	43	22	40	21
Sweeper 215	48	25	47	23

POLY 50% / STEEL 50% AXLE CONFIGURATION

See how the starting and finishing assemblies should be on 50% poly / 50% steel axle configuration

Note: this principle combining poly and steel bristles is not exclusive to 110, 140, 155, 185 and 215 models and can be used also on previous Bobcat sweepers.



GUTTER BRUSHES

FITS ON	HEAD / BRUSH MATERIAL	SELL QTY	PART NUMBER
Side Brush 44", 48", 79"	Steel / Poly	1	6683343
Closed Broom Side Brush	Poly / Poly	1	6692096
Telescopic side sweeper	Steel / Poly	1	6690814
		1	6690896
		1	6690897
Sweeper (Gutter Brush) 54", 60", 72", 84"	Poly / Steel	1	7023270
	Poly / Poly	1	6989026
Sweepers 110", 140", 155", 185", 215"	Poly / Poly-steel	1	7450705
HD Open Frame sweepers 150 and 180 cm			
Multipurpose Sweepers 135, 150, 180, 200, 230, 260 cm	Poly / Poly	1	7465298



Download
Brushes,
Brooms
Reference
Guide



ROAD REHABILITATION TOOLS AND TOOL HOLDERS

GRINDING, MILLING AND CUTTING ASPHALT, CONCRETE AND ROCKS ARE TOUGH JOBS REQUIRING THE RIGHT TOOLS. WE OFFER A SELECTION OF BOBCAT CARBIDE BITS FOR PLANER AND WHEEL SAW ATTACHMENTS.

- ▶ Cemented tungsten carbide for exceptional wear resistance, air-hardened steel for toughness
- ▶ Latest body design for optimum penetration and rotation with washer for less stress and wear of retainer and holder system
- ▶ Tips designed to best match your application




▶ HOW TO REPLACE BITS SAFELY

1. Wear approved personal protective equipment: eye and ear protection, steel toe cap shoes, protective helmet, gloves, and a vest.
2. Do not change tools when the cutting chain, drum or wheel is moving or still engaged.
3. Allow the attachment to cool down and always wear protective gloves to inspect or touch bits and conicals.
4. Exercise care when removing tools.
5. Make sure tools are properly seated and securely retained.
6. Inspect tools daily. Do not use dull, cracked, burred or bent tools.



Attachment	Optimal application	Shank Diameter	Cutting Performance	PN	Quantity per box	Description	Drawing
Wheel Saw Planer	Asphalt	20 mm 0.76"	Premium	7338747 or 7029624	Sold individually	Long and wide blunt cap shaped carbide tip for longer life and high fracture resistance. For all types of asphalt and low density abrasive material. Washer to provide block protection and extractor groove easing bit removal during change.	
			Standard	7356716	75 pieces	Cost effective version of Bobcat's asphalt bit for all types of asphalt and low density abrasive material. Washer providing block protection and extractor groove for easy removal.	
	Concrete, Rock – WS Paint Removal – Planer Heavy Duty	20 mm 0.76"	Premium	7010631 or 7285499	Sold individually	Cylindrical shaped plug carbide tip for high impact and high density materials applications. Deeply recessed carbide for longer life. Washer to provide block protection and extractor groove easing bit removal during change. Large 12 mm diameter carbide tip for longer life, high penetration and maximum productivity.	
			Standard	7370901	50 pieces	Cost effective version of Bobcat's concrete, rock bit for high impact and high density materials applications. Washer providing block protection and extractor groove for easy removal.	
	Concrete, Rock – WS Paint Removal – Planer	20 mm 0.76"	Premium	7338748	Sold individually	Cylindrical shaped plug carbide tip for high impact and high density materials applications. Deeply recessed carbide for longer life. Washer to provide block protection and extractor groove easing bit removal during change. Slightly smaller diameter tip compared to 7010631 reduces tool price.	
			Standard	7439169	50 pieces	Cost effective version of Bobcat's smaller diameter tip bit for concrete, rock and high density materials applications. Washer providing block protection and extractor groove for easy removal.	
Wheel Saw – narrower width Planer – finishing drum	Concrete, Rock – WS Paint Removal – Planer	13 mm 0.5"	Premium	7024421	Sold individually	Standard bit from the factory for planers with finishing drum, also used for some narrower width wheel saws. Smaller in size than normal planer / WS bits. For drilling in medium to hard conditions, high impact & abrasive applications. Flanged carbide tip for increased wear resistance in abrasive cutting.	
			Standard	7439170	300 pieces	Cost effective version of Bobcat's 13 mm bit for planer finishing drum, also used for some narrower width wheel saws.	
40 cm (16") Surface planer	Designed for removing paint from roads	14 mm 0.55"	Premium	6906904	Sold individually	Standard bit from the factory for 40 cm (16") surface planer using 14 mm bit shank diameter. Highest density of smaller bits on the surface planer drum is designed for removing paint from roads.	
Wheel Saw	Heavy Duty Concrete, Rock	20 mm 0.76"	Premium	7339841	Sold individually	Best bit for hard concrete with large aggregate or steel rebar. For drilling concrete and rock cutting. Supersized 15 mm diameter narrow bottom tip for maximum impact strength and tool life. Bit for those applications, where standard bits work their way out of the holders. Body with extractor groove easing bit removal during change.	
			Standard	7439171	70 pieces	Cost effective version of Bobcat's bit with narrow bottom carbide tip for concrete, rock and other heavy duty application.	



HOLDERS FOR PLANNER AND WHEEL SAW BITS						
Description	Drawing	Bit Shank Diameter	Premium PN	Quantity per box	Standard PN	Quantity per box
Planer Holder for 13 mm bits		13 mm 0.5"	7338759	Sold individually	–	–
Wheel Saw (80 mm wheel) WS18, WS24 Holder for 13 mm bits		13 mm 0.5"	6685551	Sold individually	–	–
Holder for 14 mm bits		14 mm 0.55"	6906906	Sold individually	7439167	200 pieces
Holder for 20 mm bits		20 mm 0.76"	7311788	Sold individually	7439168	50 pieces



Download
Wheel Saw /
Planer Bits
Reference
Guide

FLAIL MOWER CUTTING TOOL KITS

Bobcat Self-Leveling Flail Mower Attachments are powerful tools designed for clearing uneven ground and difficult terrain of long grass and overgrown vegetation. When it is time to replace worn-out cutting tools, rely on Bobcat knife or hammer kits, which contain all you need for complete replacement.

► **KITS CONTAIN ALL CUTTING PARTS AND MOUNTING HARDWARE FOR COMPLETE DRUM REBUILD.**

► **TWO TOOL TYPE OPTIONS FOR DIFFERENT APPLICATIONS AVAILABLE.**



► **CUTTING TOOL TYPES**

- **Knives** – great for cutting tall weeds and overgrown vegetation.
- **Hammers** – usually used for tougher vegetation and heavier applications requiring more punch, for instance cutting saplings and denser overgrowth.

► **SL 60 FLAIL MOWER**

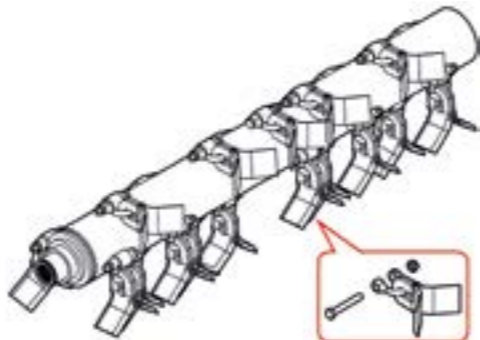
is equipped with 32 knives as standard and is not compatible with hammers.

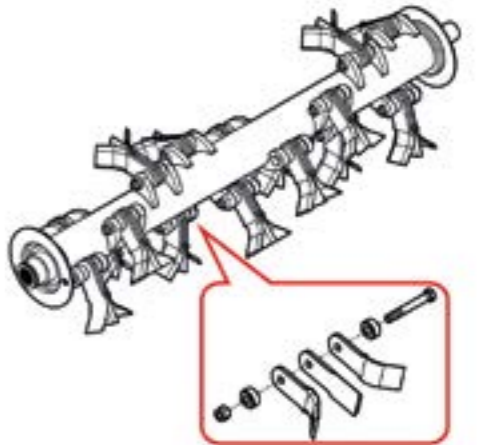
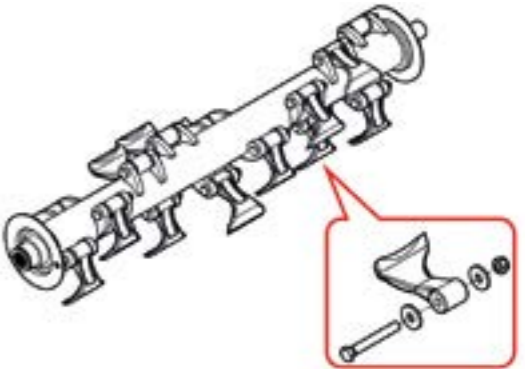
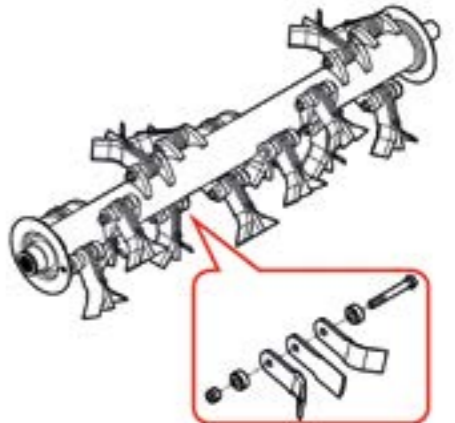
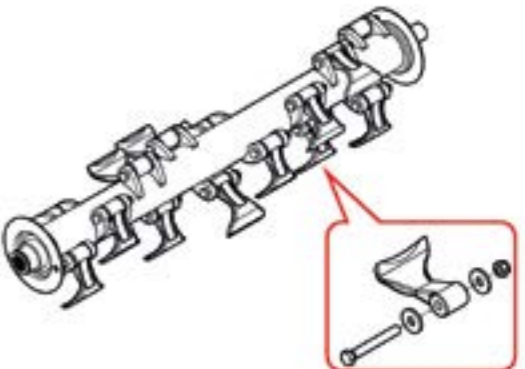
► **SL 85 FLAIL MOWER**

can be equipped with either knives or hammers.

Download Flail Mower Cutting Tools kit Reference Guide
























FLAIL MOWER	TOOL TYPE	KIT PART NUMBER	KIT CONTENTS	APPLICATION	PICTURE
SL FM 60	Knives	7396026	16-knife set including mounting hardware	Tall weeds Overgrown vegetation	




































FLAIL MOWER	TOOL TYPE	KIT PART NUMBER	KIT CONTENTS	APPLICATION	PICTURE
SL FM 85	Knives	7396027	12-knife set including mounting hardware	Tall weeds Overgrown vegetation	
	Hammers	7396028	12-hammer set including mounting hardware	Saplings Denser overgrowth	
SL FM 105	Knives	7396029	16-knife set including mounting hardware	Tall weeds Overgrown vegetation	
	Hammers	7396030	16-hammer set including mounting hardware	Saplings Denser overgrowth	

PICTURE INDEX

ATTACHMENTS FOR COMPACT EXCAVATORS

				
Auger P. 21	Breaker P. 23	Bucket, Clay Spade P. 26	Bucket, Digging, Heavy Duty P. 28	Bucket, Digging, Standard Duty P. 30
				
Bucket, Digging, UK Type P. 32	Bucket, Digging, German Profile P. 35	Bucket, Grading P. 36	Bucket, Grading, German Type P. 37	Bucket, Grading, UK Style P. 38
				
Bucket, Skeleton P. 40	Bucket, Tilt P. 42	Coupler, Hydraulic P. 44	Coupler, Mechanical P. 46	Coupler, Mechanical Tilt P. 48
				
Flail Mower, Self-Levelling P. 50	Hydraulic Clamp P. 52	Laser Equipment P. 53	Plate Compactor P. 54	Supercharger P. 56
				
Trencher P. 58				

ATTACHMENTS FOR COMPACT LOADERS

				
Angle Broom P. 66	Auger P. 67	Backhoe P. 70	Bale Fork P. 72	Box Blade P. 73
				
Box Blade, HD P. 74	Breaker P. 75	Brushcat™ Rotary Cutter P. 77	Bucket, Combination P. 78	Bucket (CI), Construction / Industrial P. 79
				
Bucket, Dirt P. 81	Bucket, Fertiliser & Grain P. 82	Bucket (GP), General Purpose P. 83	Bucket, Load & Carry P. 84	Bucket (LP), Low Profile P. 85
				
Bucket, Skeleton P. 86	Bucket, Snow & Light Material P. 87	Bucket, Utility P. 88	Concrete Mixer P. 89	Concrete Pump P. 90
				
Digger P. 91	Dozer Blade P. 92	Dumping Hopper P. 93	Flail Cutter P. 94	Forestry Cutter P. 95
				
Grader P. 99	Grapple, Farm – Utility On Bucket P. 102	Grapple, Farm – Utility On Fork P. 103	Grapple, Industrial P. 104	Grapple, Root P. 105
				
Landplane P. 106	Landscape Rake P. 107	Laser Equipment P. 108	Log Grapple P. 111	Mixing Bucket P. 112



Mower P. 113
 Pallet Forks P. 114
 Pallet Forks, Hydraulic P. 115
 Planer, Self-Levelling P. 116
 Pressure Washer P. 119



Rear Stabilizers P. 120
 Remote Control P. 121
 Salt & Sand Spreader P. 123
 Sand Cleaner P. 124
 Scarifier P. 126



Scraper P. 127
 Snow Blade P. 128
 Snow Blower P. 130
 Snow Pusher P. 133
 Snow V-Blade P. 134



Sod Layer P. 135
 Soil & Asphalt Spreader P. 136
 Soil Conditioner P. 138
 Sonic Tracer P. 139
 Stump Grinder P. 140



Sweeper P. 142
 Sweeper, HD Open Frame P. 144
 Sweeper, Multipurpose P. 146
 Tiller P. 148
 Tilt-Tatch™ P. 149



Tree Transplanter, Convertible P. 150
 Trencher P. 152
 Utility Fork P. 154
 Utility Frame P. 155
 Vibratory Roller P. 156



Water Kit P. 157
 Wheel Saw P. 158
 Wood Chipper P. 161

ATTACHMENTS FOR SMALL ARTICULATED LOADERS



Angle Broom P. 164
 Auger P. 166
 Breaker P. 168
 Brushcat™ Rotary Cutter P. 170
 Bucket, Dirt P. 171



Bucket (GP), General Purpose P. 172
 Bucket, Utility P. 173
 Dumping Hopper P. 174
 Grapple, Farm – Utility On Bucket P. 175
 Grapple, Industrial P. 176



Grapple, Root P. 177
 Landplane P. 178
 Log Grapple P. 180
 Pallet Forks P. 181
 Snow Blower P. 182



Snow V-Blade P. 183
 Soil Conditioner P. 184
 Stump Grinder P. 186
 Sweeper P. 187
 Sweeper, Multipurpose P. 188



Tiller P. 189
 Trencher P. 190
 Utility Fork P. 191

ATTACHMENTS FOR COMPACT WHEEL LOADERS



Angle Broom
P. 194



Auger
P. 195



Bucket, Combination
P. 198



Bucket (GP), General Purpose
P. 199



Bucket, Grapple
P. 200



Bucket, Light Material
P. 201



Mixing Bucket
P. 202



Pallet Forks
P. 203



Pressure Washer
P. 204



Salt & Sand Spreader
P. 205



Snow Blade
P. 206



Snow Blower
P. 207



Snow Pusher
P. 208



Snow V-Blade
P. 209



Soil & Asphalt Spreader
P. 210



Sweeper
P. 211



Sweeper, HD Open Frame
P. 213



Sweeper, Multipurpose
P. 215

ATTACHMENTS FOR COMPACT TRACTORS



Backhoe
P. 220



Ballast Box
P. 221



Box Blade
P. 222



Front-End Loader
P. 224



Front linkage
P. 226



Mower, Finish
P. 227



Mower, Mid-Mount
P. 228



Snow Blower, Rear
P. 229



Tiller
P. 231



Tine Rake
P. 232

ATTACHMENTS FOR TELEHANDLERS



Angle Broom
P. 237



Auger
P. 238



Bale Handler With Tines
P. 240



Bale Handler With Tubes
P. 241



Bale Spike
P. 242



Box Blade
P. 243



Brushcat™ Rotary Cutter
P. 244



Bucket, Combination
P. 245



Bucket (CI), Construction / Industrial
P. 246



Bucket, Digging
P. 247



Bucket (GP), General Purpose
P. 249



Bucket, Grapple
P. 250



Bucket, Light Material
P. 253



Bucket, Skeleton
P. 255



Concrete Basket
P. 256



Flail Cutter
P. 257



Fork Grapple, Agricultural
P. 258



Grapple, Farm – Utility On Bucket
P. 259



Grapple, Farm – Utility On Fork
P. 260



Grapple, Industrial
P. 261



Grapple, Root
P. 263



Jib, Crane
P. 264



Jib, Extension
P. 265



Landplane
P. 266



Landscape Rake
P. 267



Man Platform, Extendable Rotating
P. 268



Man Platform, Fixed
P. 269



Man Platform, Rotating
P. 270



Mixing Bucket
P. 272



Pallet Forks, Fixed
P. 273



Pallet Fork, Floating
P. 275



Pallet Forks, Hydraulic
P. 276



Pressure Washer
P. 277



Salt & Sand Spreader
P. 278



Snow Blade
P. 279



Snow Pusher
P. 280



Snow V-Blade
P. 281



Sweeper
P. 282



Sweeper, HD Open Frame
P. 284



Sweeper, Multipurpose
P. 286



Tiller
P. 288



Trencher
P. 289



Winch
P. 292



Winch, Jib
P. 293

ATTACHMENTS FOR ROTARY TELEHANDLERS



Bucket, General purpose
P. 297



Bucket, Waste
P. 298



Concrete Basket
P. 299



Jib, Crane
P. 300



Jib, Extension
P. 301



Jib, Extension, With Winch
P. 302



Man Platform, Expandable
P. 303



Man Platform, Expandable, Roofing
P. 304



Man Platform, Fixed, Telescopic
P. 306



Man Platform, Positive / Negative Telescopic
P. 307



Man Platform, Rigid
P. 308



Pallet Forks, Floating
P. 310



Pallet Forks, Rigid
P. 311



Pallet Forks, Rotating
P. 312



Rib Handler
P. 313



Winch
P. 314

ATTACHMENTS FOR BACKHOE LOADERS



Breaker
P. 318



Bucket, Combination
P. 319



Bucket, Digging
P. 321



Bucket (GP), General Purpose
P. 322



Pallet Forks
P. 323



Quick-Coupler
P. 324

INDEX

A

Angle Broom

- for Compact Loaders 66
- for Compact Wheel Loaders 194
- for Small Articulated Loaders 164
- for Telehandlers 237

Auger

- for Compact Excavators 21
- for Compact Loaders 67
- for Compact Wheel Loaders 195
- for Small Articulated Loaders 166
- for Telehandlers 238

B

Backhoe

- for Compact Loaders 70
- for Compact Tractors 220

Bale Fork

- for Compact Loaders 72

Bale Handler with Tines

- for Telehandlers 240

Bale Handler with Tubes

- for Telehandlers 241

Bale Spike

- for Telehandlers 242

Ballast Box

- for Compact Tractors 221

Box Blade

- for Compact Loaders 73
- for Compact Tractors 222
- for Telehandlers 243

Box Blade, HD

- for Compact Loaders 74

Breaker

- for Backhoe Loaders 318
- for Compact Excavators 23
- for Compact Loaders 75
- for Small Articulated Loaders 168

Brushcat™ Rotary Cutter

- for Compact Loaders 77
- for Small Articulated Loaders 170
- for Telehandlers 244

Bucket, Clay Spade

- for Compact Excavators 26

Bucket, Combination

- for Backhoe Loaders 319
- for Compact Loaders 78
- for Compact Wheel Loaders 198
- for Telehandlers 245

Bucket, Construction / Industrial (CI)

- for Compact Loaders 79
- for Telehandlers 246

Bucket, Digging

- for Backhoe Loaders 321
- for Telehandlers 247

Bucket, Digging, German Profile

- for Compact Excavators 35

Bucket, Digging, Heavy Duty

- for Compact Excavators 28

Bucket, Digging, Standard Duty

- for Compact Excavators 30

Bucket, Digging, UK Type

- for Compact Excavators 32

Bucket, Dirt

- for Compact Loaders 81
- for Small Articulated Loaders 171

Bucket, Fertiliser and Grain

- for Compact Loaders 82

Bucket, General Purpose

- for Rotary Telehandlers 297

Bucket, General Purpose (GP)

- for Backhoe Loaders 322
- for Compact Loaders 83
- for Compact Wheel Loaders 199
- for Small Articulated Loaders 172
- for Telehandlers 249

Bucket, Grading

- for Compact Excavators 36

Bucket, Grading, German Type

- for Compact Excavators 37

Bucket, Grading, UK Style

- for Compact Excavators 38

Bucket, Grapple

- for Telehandlers 250

Bucket, Light Material

- for Compact Wheel Loaders 201
- for Telehandlers 253

Bucket, Load & Carry

- for Compact Loaders 84

Bucket, Low Profile (LP)

- for Compact Loaders 85

Bucket, Skeleton

- for Compact Excavators 40
- for Compact Loaders 86
- for Telehandlers 255

Bucket, Snow and Light Material

- for Compact Loaders 87

Bucket Teeth 18

Bucket, Tilt

- for Compact Excavators 42

Bucket, Utility

- for Compact Loaders 88
- for Small Articulated Loaders 173

Bucket, Waste

- for Rotary Telehandlers 298

C

Concrete Basket

- for Rotary Telehandlers 299
- for Telehandlers 256

Concrete Mixer

- for Compact Loaders 89

Concrete Pump

- for Compact Loaders 90

Coupler, Hydraulic

- for Compact Excavators 44

Coupler, Mechanical

- for Compact Excavators 46

Coupler, Mechanical, Tilt

- for Compact Excavators 48

D

Digger

- for Compact Loaders 91

Dozer Blade

- for Compact Loaders 92

Dumping Hopper

- for Compact Loaders 93
- for Small Articulated Loaders 174

F

Flail Cutter

- for Compact Loaders 94
- for Telehandlers 257

Flail Mower, Self-Levelling

- for Compact Excavators 50

Forestry Cutter

- for Compact Loaders 95

Fork Grapple, Agricultural

- for Telehandlers 258

Front-End Loader

- for Compact Tractors 224

Front Linkage

- for Compact Tractors 226

G

Grader

- for Compact Loaders 99

Grapple, Farm - Utility on Bucket

- for Compact Loaders 102
- for Small Articulated Loaders 175
- for Telehandlers 259

Grapple, Farm - Utility on Fork

- for Compact Loaders 103
- for Telehandlers 260

Grapple, Industrial

- for Compact Loaders 104
- for Small Articulated Loaders 176
- for Telehandlers 261

Grapple, Root

- for Compact Loaders 105
- for Small Articulated Loaders 177
- for Telehandlers 263

H

Hydraulic Clamp

- for Compact Excavators 52

J

Jib, Crane

- for Rotary Telehandlers 300
- for Telehandlers 264

Jib, Extension

- for Rotary Telehandlers 301
- for Telehandlers 265

Jib, Extension, with Winch

- for Rotary Telehandlers 302

L

Landplane

- for Compact Loaders 106
- for Small Articulated Loaders 178
- for Telehandlers 266

Landscape Rake

- for Compact Loaders 107
- for Telehandlers 267

Laser Equipment

- for Compact Excavators 53
- for Compact Loaders 108

Light Compaction Equipment 326

Log Grapple

- for Compact Loaders 111
- for Small Articulated Loaders 180

INDEX

M

- Man Platform, Expandable**
 - for Rotary Telehandlers 303
- Man Platform, Expandable, Roofing**
 - for Rotary Telehandlers 304
- Man Platform, Extendable Rotating**
 - for Telehandlers 268
- Man Platform, Fixed**
 - for Telehandlers 269
- Man Platform, Fixed, Telescopic**
 - for Rotary Telehandlers 306
- Man Platform, Positive/Negative Telescopic**
 - for Rotary Telehandlers 307
- Man Platform, Rigid**
 - for Rotary Telehandlers 308
- Man Platform, Rotating**
 - for Telehandlers 270
- Mixing Bucket**
 - for Compact Loaders 112
 - for Compact Wheel Loaders 202
 - for Telehandlers 272
- Mower**
 - for Compact Loaders 113
- Mower, Finish**
 - for Compact Tractors 227
- Mower, Mid-Mount**
 - for Compact Tractors 228

P

- Pallet Fork**
 - for Compact Wheel Loaders 203
- Pallet Fork, Floating**
 - for Rotary Telehandlers 310
 - for Telehandlers 275
- Pallet Fork, Rigid**
 - for Rotary Telehandlers 311
- Pallet Fork, Rotating**
 - for Rotary Telehandlers 312
- Pallet Forks**
 - for Backhoe Loaders 323
 - for Compact Loaders 114
 - for Small Articulated Loaders 181
- Pallet Forks, Fixed**
 - for Telehandlers 273
- Pallet Forks, Hydraulic**
 - for Compact Loaders 115
 - for Telehandlers 276
- Pin Kits 20**
- Planer, Self-Levelling**
 - for Compact Loaders 116

Plate Compactor

- for Compact Excavators 54

Pressure Washer

- for Compact Loaders 119
- for Compact Wheel Loaders 204
- for Telehandlers 277

Q

Quick-Coupler

- for Backhoe Loaders 324

R

Rear Stabilizers

- for Compact Loaders 120

Remote Control

- for Compact Loaders 121

Rib Handler

- for Rotary Telehandlers 313

S

Salt & Sand Spreader

- for Compact Loaders 123
- for Compact Wheel Loaders 205
- for Telehandlers 278

Sand Cleaner

- for Compact Loaders 124

Scarifier

- for Compact Loaders 126

Scraper

- for Compact Loaders 127

Snow Blade

- for Compact Loaders 128
- for Compact Wheel Loaders 206
- for Telehandlers 279

Snow Blower

- for Compact Loaders 130
- for Compact Wheel Loaders 207
- for Small Articulated Loaders 182

Snow Blower, Rear

- for Compact Tractors 229

Snow Pusher

- for Compact Loaders 133
- for Compact Wheel Loaders 208
- for Telehandlers 280

Snow V-Blade

- for Compact Loaders 134
- for Compact Wheel Loaders 209
- for Small Articulated Loaders 183
- for Telehandlers 281

Sod Layer

- for Compact Loaders 135

Soil and Asphalt Spreader

- for Compact Loaders 136
- for Compact Wheel Loaders 210

Soil Conditioner

- for Compact Loaders 138
- for Small Articulated Loaders 184

Sonic Tracer

- for Compact Loaders 139

Stump Grinder

- for Compact Loaders 140
- for Small Articulated Loaders 186

Supercharger

- for Compact Excavators 56

Sweeper

- for Compact Loaders 142
- for Compact Wheel Loaders 211
- for Small Articulated Loaders 187
- for Telehandlers 282

Sweeper, HD Open Frame

- for Compact Loaders 144
- for Compact Wheel Loaders 213
- for Telehandlers 284

Sweeper, Multipurpose

- for Compact Loaders 146
- for Compact Wheel Loaders 215
- for Small Articulated Loaders 188
- for Telehandlers 286

T

Tiller

- for Compact Loaders 148
- for Compact Tractor 231
- for Small Articulated Loaders 189
- for Telehandlers 288

Tilt-Tatch™

- for Compact Loaders 149

Tine Rake

- for Compact Tractors 232

Tree Transplanter, Convertible

- for Compact Loaders 150

Trencher

- for Compact Excavators 58
- for Compact Loaders 152
- for Small Articulated Loaders 190
- for Telehandlers 289

U

Utility Fork

- for Compact Loaders 154
- for Small Articulated Loaders 191

Utility Frame

- for Compact Loaders 155

V

Vibratory Roller

- for Compact Loaders 156

W

Water Kit

- for Compact Loaders 157

Wheel Saw

- for Compact Loaders 158

Winch

- for Rotary Telehandlers 314
- for Telehandlers 292

Winch, Jib

- for Telehandlers 293

Wood Chipper


- for Compact Loaders 161




150 ATTACHMENT FAMILIES 340 MACHINES 1 TOUGH ANIMAL



**SKID-STEER
LOADERS**



**COMPACT TRACK
LOADERS**



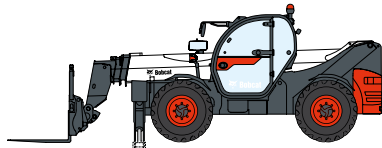
**COMPACT WHEEL
LOADERS**



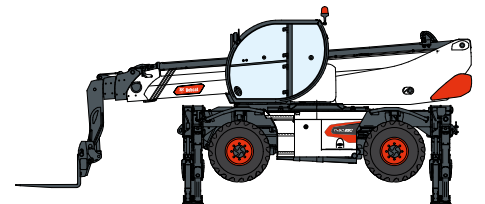
**COMPACT
EXCAVATORS**



FORKLIFTS



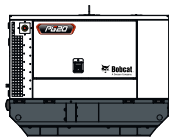
TELEHANDLERS




ROTARY TELEHANDLERS



**WAREHOUSE
EQUIPMENT**



GENERATORS



**AIR
COMPRESSORS**



**LIGHT COMPACTION
EQUIPMENT**



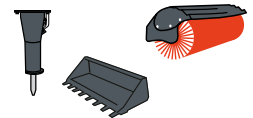
**COMPACT
TRACTORS**



**MINI TRACK
LOADER**



MOWERS



ATTACHMENTS



Bobcat

DOOSAN

www.bobcat.com

Bobcat is a Doosan Company.

Doosan is a global leader in construction equipment, power & water solutions, engines, and engineering proudly serving customers and communities for more than a century. | Bobcat and the Bobcat logo are registered trademarks of Bobcat Company in the United States and various other countries. ©2026 Bobcat Company. All Rights Reserved.

Certain specifications are based on engineering calculations and are not actual measurements. Specifications are provided for comparison purposes only and are subject to change without notice. Specifications for your individual Bobcat equipment will vary based on normal variations in design, manufacturing, operating conditions, and other factors. Pictures of Bobcat units may show other than standard equipment.